



Daily Report for Ownership Changes

31th of January 2024 Session

									31-Jan			
Company	Qatari				GCC				Foreigners			
	Daily Chg.	Last 5 Sessions Chg.	Last 10 Sessions Chg.	Last 20 Sessions Chg.	Daily Chg.	Last 5 Sessions Chg.	Last 10 Sessions Chg.	Last 20 Sessions Chg.	Daily Chg.	Last 5 Sessions Chg.	Last 10 Sessions Chg.	Last 20 Sessions Chg.
QNBK	194,266	1,081,979	2,107,957	-6,035,278	400	7,900	-100	23,900	-194,666	-1,089,879	-2,107,857	6,011,378
QIBK	-44,723	1,269,736	971,147	-4,747,444	-990	-376	-33,412	8,914	45,713	-1,269,360	-937,735	4,738,530
CBQK	178,465	1,473,673	851,613	-12,893,773	0	95,492	75,925	310,925	-178,465	-1,569,165	-927,538	12,582,848
DHBK	-74,738	-2,521,934	-6,041,714	-6,345,654	0	-14,000	-12,857	-12,302	74,738	2,535,934	6,054,571	6,357,956
ABQK	0	7,602	-10,780	-14,575	0	0	0	0	0	-7,602	10,780	14,575
QIKK	-18,451	115,420	584,991	265,568	0	-2,000	-16,500	-90,251	18,451	-113,420	-568,491	-175,317
MARK	974,730	5,426,200	11,745,316	12,951,110	-8,391	-147,370	-212,977	-1,753,057	-966,339	-5,278,830	-11,532,339	-11,198,053
DUBK	534,247	257,316	-1,147,451	-2,937,085	27,518	47,435	82,178	86,438	-561,765	-304,751	1,065,273	2,850,647
QFBQ	695,859	-1,135,578	261,321	1,188,917	-30,000	-140,524	-161,524	-537,066	-665,859	1,276,102	-99,797	-651,851
NLCS	-355,073	-552,656	2,973,710	4,359,866	-8,715	-21,237	3,314	-118,724	363,788	573,893	-2,977,024	-4,241,142
DBIS	297,914	106,798	-52,702	781,327	724	724	-43,176	-42,715	-298,638	-107,522	95,878	-738,612
QOIS	-7,374	-172,919	-70,041	982,327	7,374	7,374	7,374	7,374	0	165,545	62,667	-989,701
IHGS	-19,797	21,668	86,391	-191,649	0	0	-920	4,080	19,797	-21,668	-85,471	187,569
ZHCD	-2,808	-2,079	1,990	-3,290	1,003	548	248	-1,652	1,805	1,531	-2,238	4,942
QGMD	153,549	245,611	-169,122	-1,635,252	81,500	54,550	37,131	81,941	-235,049	-300,161	131,991	1,553,311
SIIS	32,389	1,114,728	-332,202	-1,614,858	10,201	4,790	50,409	322,757	-42,590	-1,119,518	281,793	1,292,101
BLDN	-123,157	125,246	-949,365	-2,004,253	0	900	-3,910	92,261	123,157	-126,146	953,275	1,911,992
MCGS	-266,649	-338,997	11,119	1,294,028	0	0	36,715	116,293	266,649	338,997	-47,834	-1,410,321
QCFS	0	0	0	0	0	0	0	0	0	0	0	0
QFLS	5,773	253,606	2,895,916	3,130,716	58,950	57,837	80,124	79,691	-64,723	-311,443	-2,976,040	-3,210,407
WDAM	12,766	-323,095	-715,443	-94,624	0	103,939	197,106	191,106	-12,766	219,156	518,337	-96,482
MCCS	61,259	158,485	175,385	422,351	0	0	0	0	-61,259	-158,485	-175,385	-422,351
MERS	1,588	23,227	49,427	399,444	0	0	500	1,019	-1,588	-23,227	-49,927	-400,463
MEZA	-72,640	-203,515	-257,792	-246,234	0	0	4,649	4,649	72,640	203,515	253,143	241,585
QIMD	86,352	-131,796	-515,461	-721,925	0	0	324	324	-86,352	131,796	515,137	721,601

									31-Jan			
Company	Qatari				GCC				Foreigners			
	Daily Chg.	Last 5 Sessions Chg.	Last 10 Sessions Chg.	Last 20 Sessions Chg.	Daily Chg.	Last 5 Sessions Chg.	Last 10 Sessions Chg.	Last 20 Sessions Chg.	Daily Chg.	Last 5 Sessions Chg.	Last 10 Sessions Chg.	Last 20 Sessions Chg.
QNCD	-11,046	306,011	-819,910	-1,082,959	2,000	-123,042	-120,706	-121,187	9,046	-182,969	940,616	1,204,146
IQCD	115,471	602,912	6,765,733	-393,996	1,000	36,000	99,628	120,854	-116,471	-638,912	-6,865,361	273,142
QIGD	94,686	1,174,534	744,763	-146,538	0	79,363	79,363	79,661	-94,686	-1,253,897	-824,126	66,877
QEWS	161,318	381,376	995,793	-1,657,780	0	0	0	7,540	-161,318	-381,376	-995,793	1,650,240
AHCS	-144,534	-164,503	229,754	3,497,844	0	0	0	-30,000	144,534	164,503	-229,754	-3,467,844
GISS	180,061	-711,036	-5,058,531	-8,690,847	61,695	-19,033	117,775	-111,651	-241,756	730,069	4,940,756	8,802,498
MPHC	1,777	-5,605,912	-18,859,088	-23,330,912	-14,988	-21,229	149,710	38,497	13,211	5,627,141	18,709,378	23,292,415
IGRD	-94,969	-4,142,977	-6,376,091	-4,570,106	-8,646	-7,146	10,754	-39,246	103,615	4,150,123	6,365,337	4,609,352
QAMC	10,617	593,575	-9,717,025	11,144,962	-13,900	-125,290	-61,821	-87,954	3,283	-468,285	9,778,846	-11,057,008
QATI	-124,570	1,594,218	2,372,912	-7,678,424	18,000	18,000	388,642	505,000	106,570	-1,612,218	-2,761,554	7,173,424
DOHI	0	60,671	79,155	-7,617	0	0	55,013	135,947	0	-60,671	-134,168	-128,330
QGRI	9,841	8,484	12,675	315,190	0	681	26,285	-461,404	-9,841	-9,165	-38,960	146,214
AKHI	26,888	35,850	-94,639	-368,363	0	0	0	20,000	-26,888	-35,850	94,639	348,363
QISI	-1,522	2,806	82,453	21,010	0	0	0	0	1,522	-2,806	-82,453	-21,010
BEMA	-4,900	-4,900	-106,160	-92,663	0	0	0	0	4,900	4,900	106,160	92,663
QLMI	-25	177,406	352,354	526,756	0	0	0	100,600	25	-177,406	-352,354	-627,356
UDCD	-996,920	930,786	-180,833	-12,313,143	-72,242	-73,243	326,096	292,999	1,069,162	-857,543	-145,263	12,020,144
BRES	-265,524	477,906	-326,118	-351,193	832	1,218	1,218	1,503	264,692	-479,124	324,900	349,690
ERES	4,755	1,750,260	-287,522	-3,294,926	129,836	21,818	7,501	-227,342	-134,591	-1,772,078	280,021	3,522,268
MRDS	-539,045	416,104	738,875	520,111	-147,767	-248,008	-26,823	-169,294	686,812	-168,096	-712,052	-350,817
ORDS	15,033	-678,585	-2,137,935	-6,576,024	85,820	75,820	35,063	-198,814	-100,853	602,765	2,102,872	6,774,838
VFQS	-3,570,093	-4,937,524	-7,099,473	-9,381,480	485,762	470,762	395,152	448,723	3,084,331	4,466,762	6,704,321	8,932,757
QNNS	-303,061	189,026	-464,184	-10,743,261	0	0	0	0	303,061	-189,026	464,184	10,743,261
GWCS	-22,234	-1,056,372	-3,837,310	-4,694,023	1,925	9,029	-45,971	-46,271	20,309	1,047,343	3,883,281	4,740,294
QGTS	452,690	1,895,897	-4,530,170	-7,466,270	-797,500	-799,574	-1,143,081	-1,347,077	344,810	-1,096,323	5,673,251	8,813,347

Trading values by nationality for the last Session

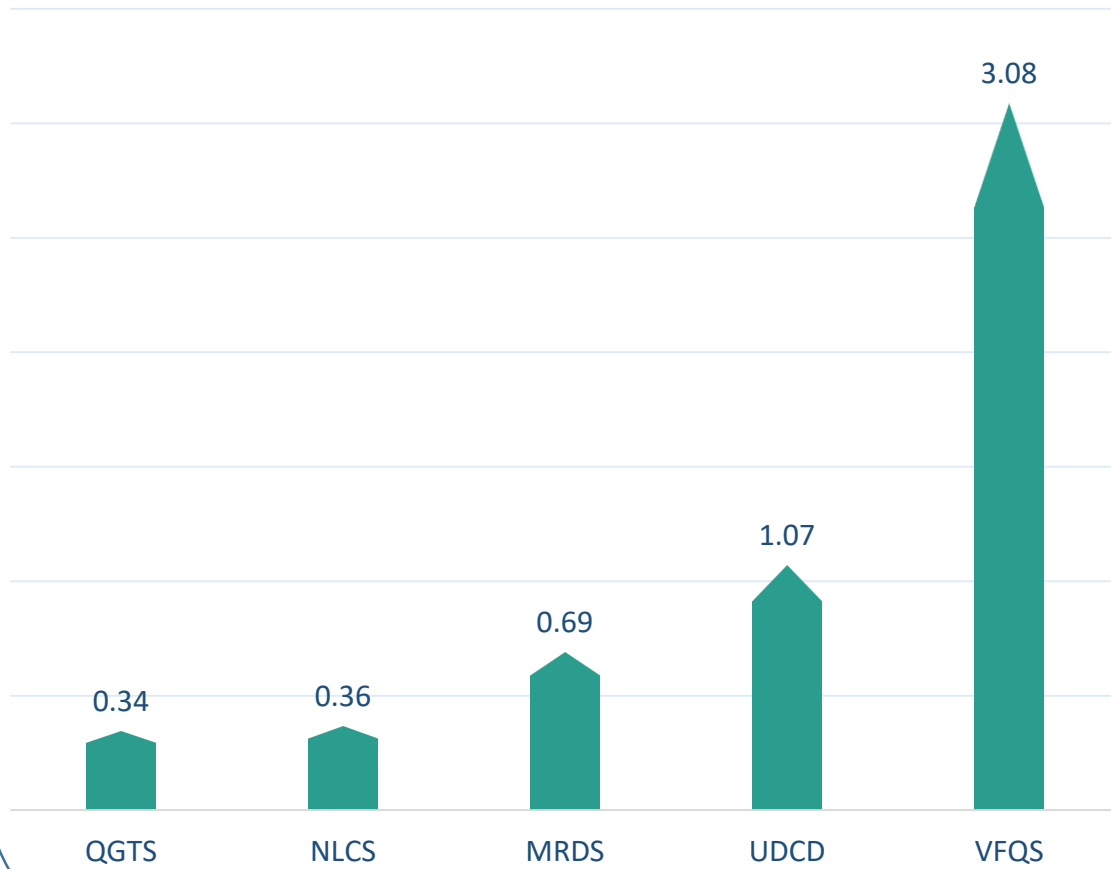
Nationality	Purchasing Value	Selling Value	Difference
Qataris	310.56	309.46	1.10
GCC	9.22	9.06	0.16
Arab	35.09	34.99	0.10
Foreigners	160.38	161.74	-1.36
Total	515.24	515.24	0.00

In million QAR

Trading by nationality for the last Session

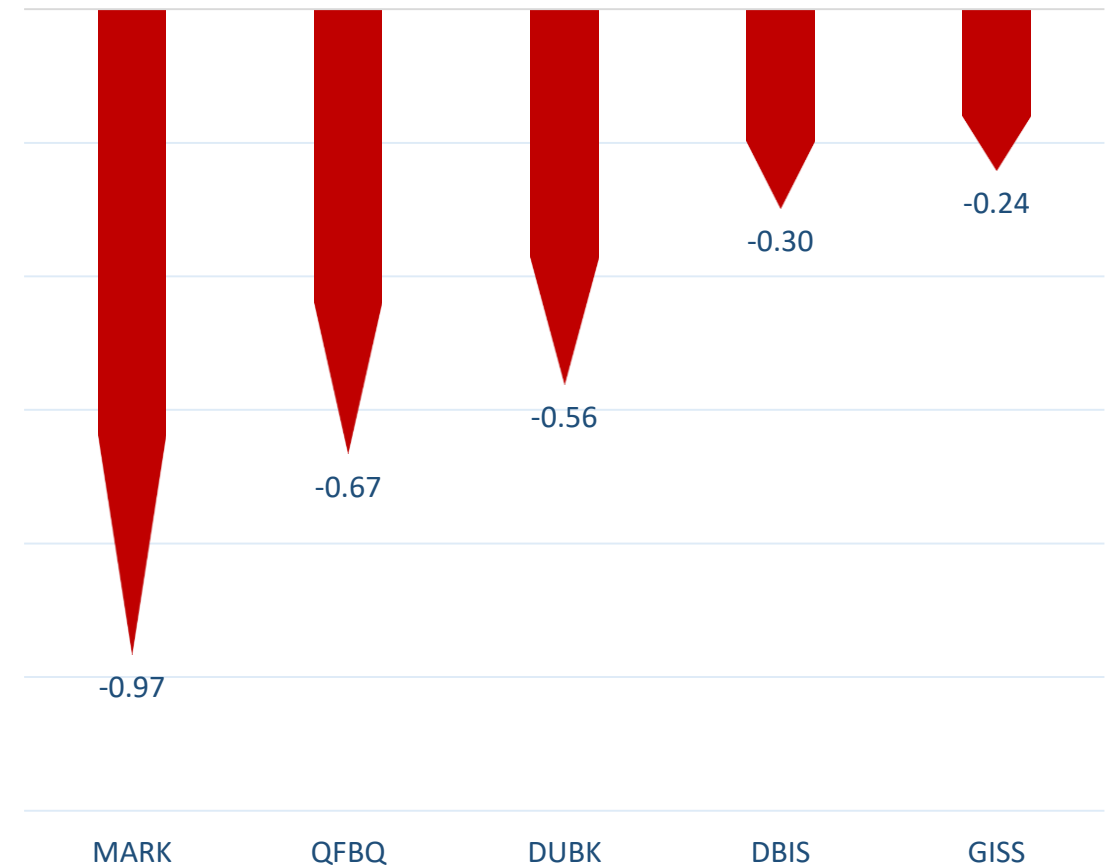
Nationality	Buy %	Sell %	Net
Qataris	60.28%	60.06%	0.21%
GCC	1.79%	1.76%	0.03%
Arab	6.81%	6.79%	0.02%
Foreigners	24.58%	21.95%	-0.27%

Top 5 Companies bought (net) by **Foreigners** in the last session



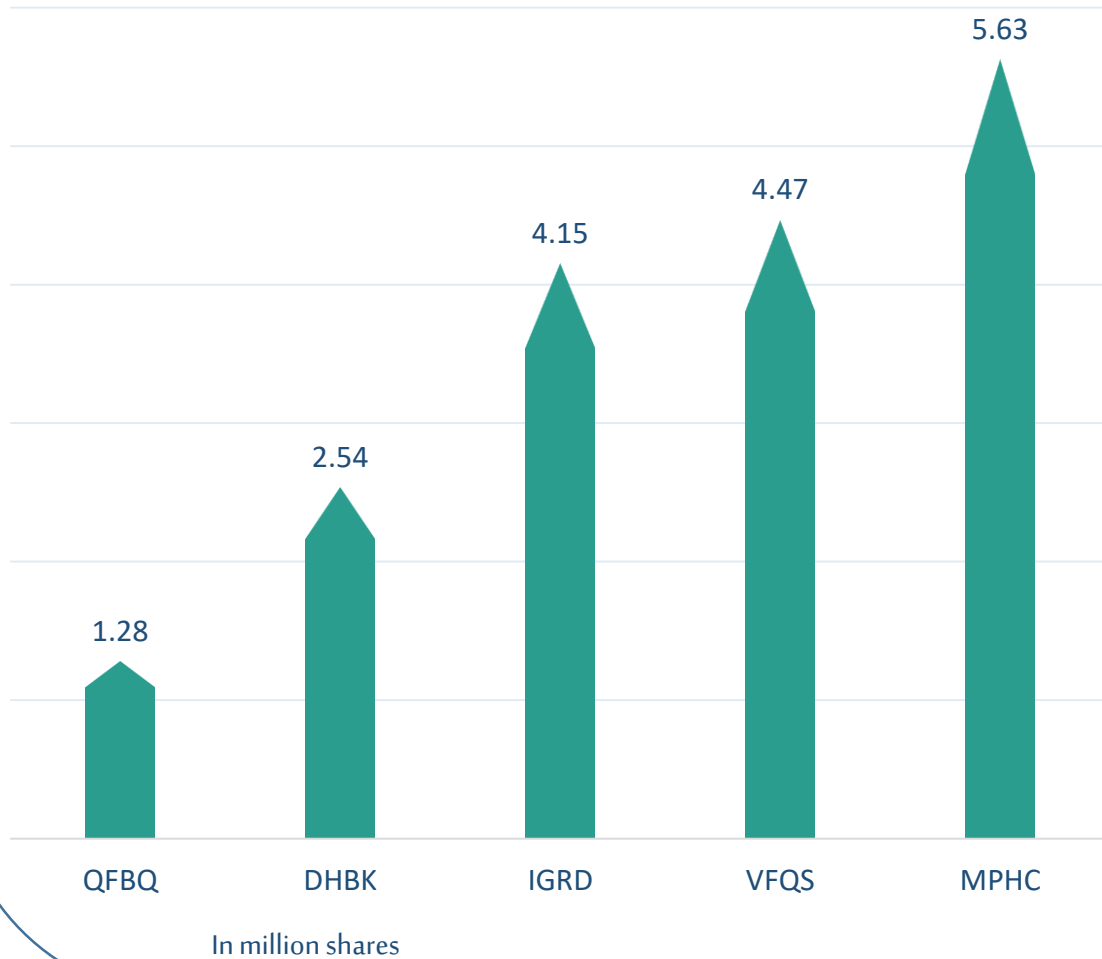
In million shares

Top 5 Companies sold (net) by **Foreigners** in the last session

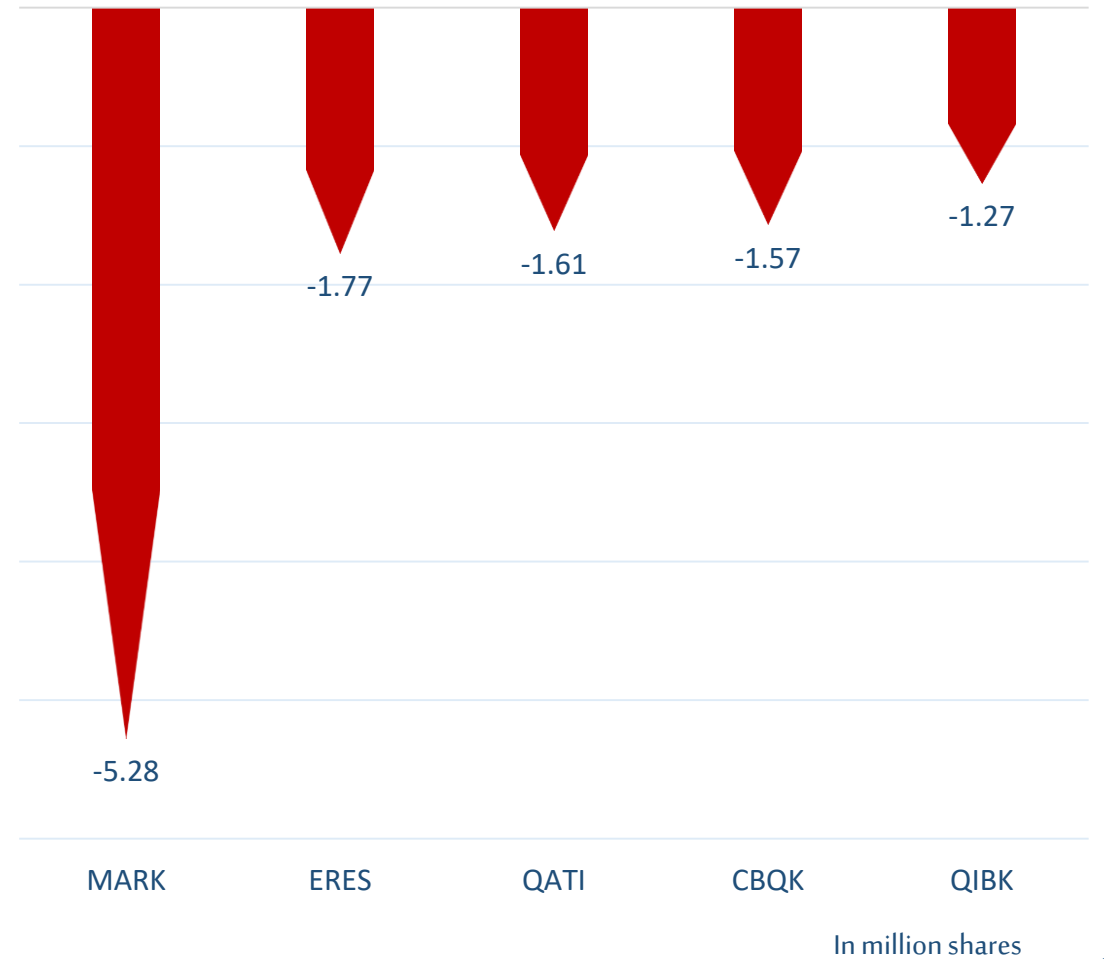


In million shares

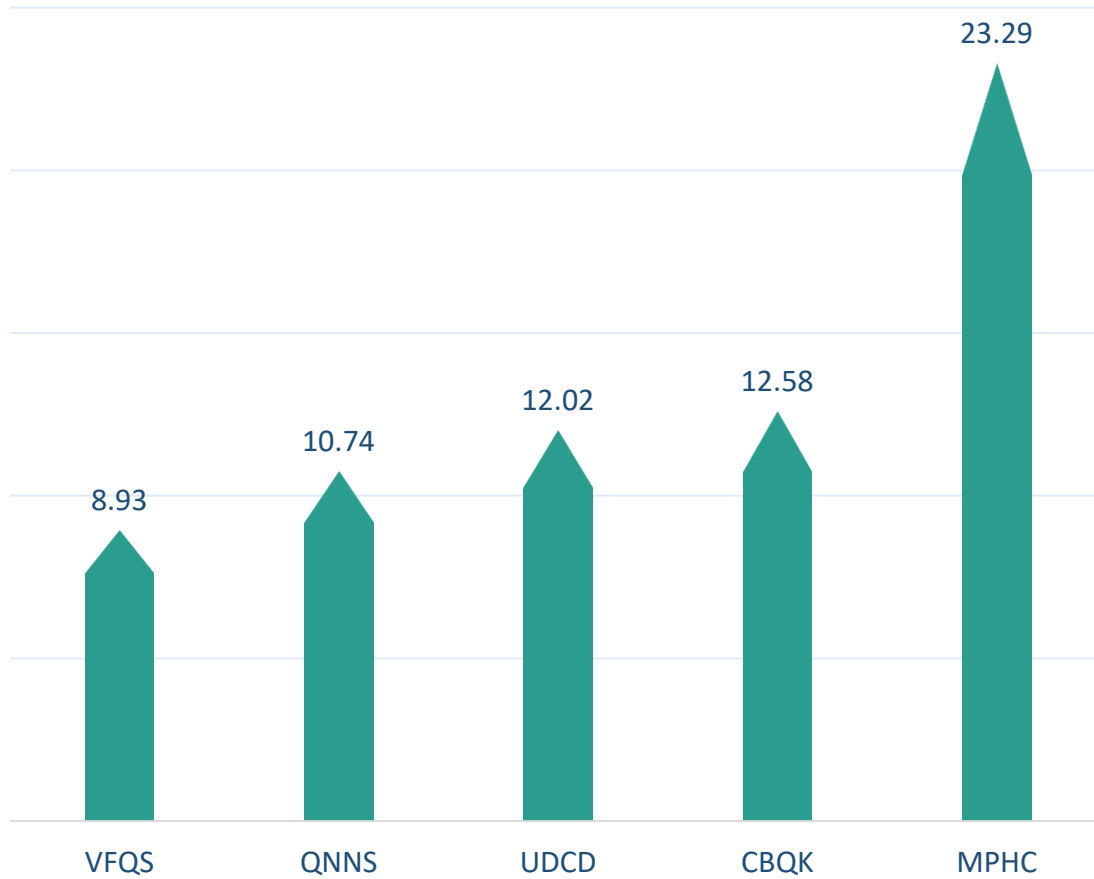
Top 5 Companies bought (net) by **Foreigners** over the last 5 Sessions



Top 5 Companies sold (net) by **Foreigners** over the last 5 Sessions

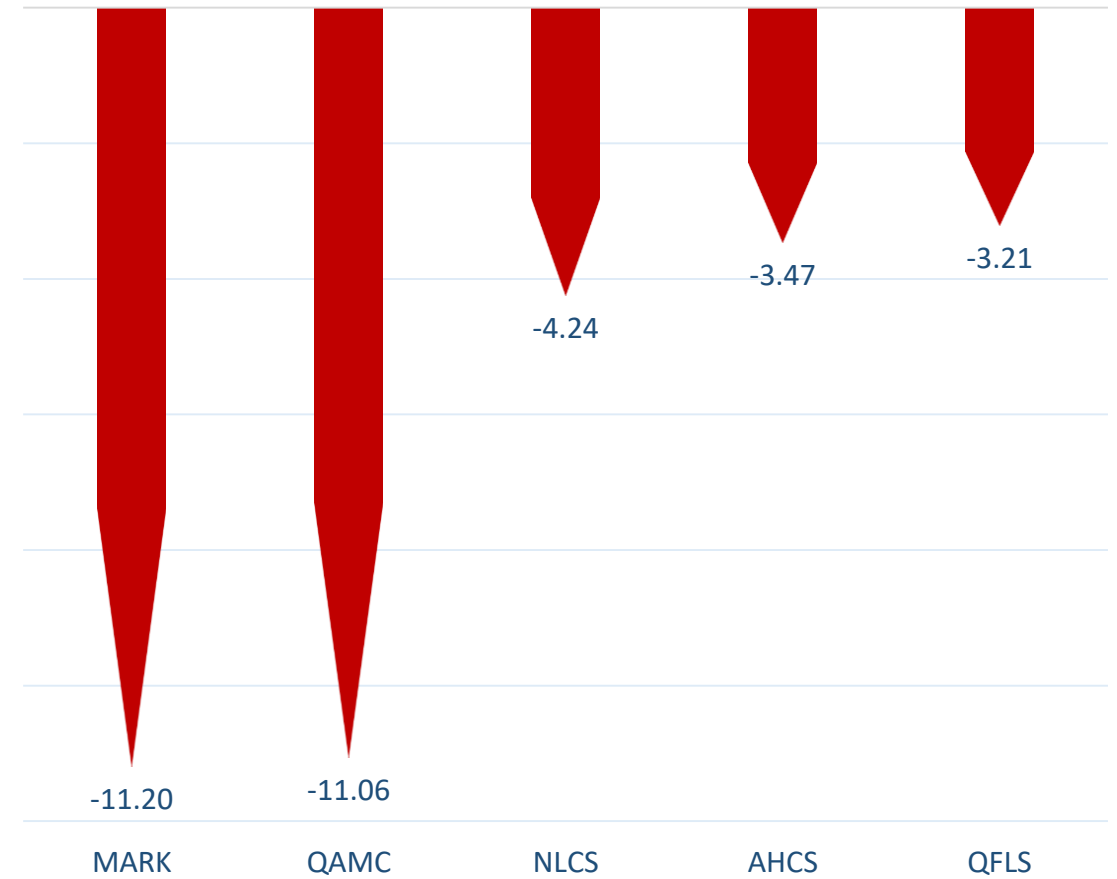


Top 5 Companies bought (net) by **Foreigners** over the last Month



In million shares

Top 5 Companies sold (net) by **Foreigners** over the last Month



In million shares



The figures represent a change in the number of shares.

Daily Change: The net change between 31th and 30th of January trading sessions

Change for the last 5 sessions: The total daily net change for the last 5 sessions.

Change for the last 10 sessions: The total daily net change for the last 10 sessions.

Change for the last 20 sessions: The total daily net change for the last 20 sessions.

DISCLAIMER:

The information contained was obtained from various public sources believed to be reliable, but we do not guarantee its accuracy. Wasata Financial Securities makes no representations or warranties (express or implied) regarding the data and information provided and Wasata Financial Securities does not represent that the information content of this document is complete, or free from any error, not misleading, or fit for any particular purpose. This report document provides general information only. Neither the information nor any opinion expressed constitutes an offer or an invitation to make an offer, to buy or sell any securities or other investment products related to such securities or investments.

This report document contained is subject to change without prior notice. Wasata assumes no responsibility to update the information in this report document.



Prepared by Financial Advisory Department


للأوراق المالية
FINANCIAL SECURITIES

+974 44498880

ramzi.qasmieh@Wasata.qa