



Daily Report for Ownership Changes

30th of January 2024 Session

Company	30-Jan											
	Qatari				GCC				Foreigners			
	Daily Chg.	Last 5 Sessions Chg.	Last 10 Sessions Chg.	Last 20 Sessions Chg.	Daily Chg.	Last 5 Sessions Chg.	Last 10 Sessions Chg.	Last 20 Sessions Chg.	Daily Chg.	Last 5 Sessions Chg.	Last 10 Sessions Chg.	Last 20 Sessions Chg.
QNBK	-13,531	1,178,543	1,852,817	-6,362,574	0	7,500	54,364	28,150	13,531	-1,186,043	-1,907,181	6,334,424
QIBK	385,674	1,385,048	1,511,896	-4,508,141	-474	614	-52,736	10,148	-385,200	-1,385,662	-1,459,160	4,497,993
CBQK	-707,933	299,469	746,242	-12,978,599	35,000	53,996	88,925	310,925	672,933	-353,465	-835,167	12,667,674
DHBK	582,389	-3,305,959	-5,526,690	-6,997,670	0	-14,000	-12,302	-33,302	-582,389	3,319,959	5,538,992	7,030,972
ABQK	92	7,602	-13,106	-9,523	0	0	0	0	-92	-7,602	13,106	9,523
QIJK	125,362	190,536	575,577	229,662	0	-3,000	-25,056	-100,251	-125,362	-187,536	-550,521	-129,411
MARK	491,996	8,401,360	11,461,457	13,027,316	3,320	-116,978	-207,014	-1,711,842	-495,316	-8,284,382	-11,254,443	-11,315,474
DUBK	-40,549	-635,471	-2,259,157	-3,345,020	1,500	20,132	54,660	58,920	39,049	615,339	2,204,497	3,286,100
QFBQ	68,132	-458,612	-278,366	-445,032	0	-110,524	-131,524	-482,523	-68,132	569,136	409,890	927,555
NLCS	-49,908	1,472,100	3,456,255	4,254,307	0	-15,522	-39,801	-110,009	49,908	-1,456,578	-3,416,454	-4,144,298
DBIS	-106,899	-19,527	-428,934	488,566	0	-39,000	-43,900	-84,113	106,899	58,527	472,834	-404,453
QOIS	0	-144,817	-108,661	1,033,714	0	0	0	-6,000	0	144,817	108,661	-1,027,714
IHGS	36,286	58,973	54,414	-83,588	0	-920	-920	-9,920	-36,286	-58,053	-53,494	93,508
ZHCD	455	6,197	3,678	-582	-455	-455	-2,655	-2,655	0	-5,742	-1,023	3,237
QGMD	35,636	28,524	-1,410,713	-1,788,835	24,350	-27,050	10,892	11,053	-59,986	-1,474	1,399,821	1,777,782
SIIS	714,609	-529,298	-440,103	20,930	-118,508	-5,412	-31,629	-75,735	-596,101	534,710	471,732	54,805
BLDN	302,509	-350,451	-957,207	-2,285,271	900	900	2,011	92,261	-303,409	349,551	955,196	2,193,010
MCGS	-18,293	-105,619	414,810	1,608,491	0	0	36,715	116,293	18,293	105,619	-451,525	-1,724,784
QCFS	0	0	0	0	0	0	0	0	0	0	0	0
QFLS	59,918	1,509,489	2,945,261	3,142,589	-2,113	387	21,174	20,741	-57,805	-1,509,876	-2,966,435	-3,163,330
WDAM	-75,262	-373,114	-702,609	-76,914	98,939	103,939	197,106	191,106	-23,677	269,175	505,503	-114,192
MCCS	10,985	109,612	118,930	326,130	0	0	0	0	-10,985	-109,612	-118,930	-326,130
MERS	3,841	59,225	85,280	444,505	0	0	500	-7,750	-3,841	-59,225	-85,780	-436,755
MEZA	-6,943	-129,085	-191,789	-185,416	0	0	4,649	4,649	6,943	129,085	187,140	180,767
QIMD	-108,375	-491,769	-618,113	-780,722	0	324	324	324	108,375	491,445	617,789	780,398

Company	30-Jan											
	Qatari				GCC				Foreigners			
	Daily Chg.	Last 5 Sessions Chg.	Last 10 Sessions Chg.	Last 20 Sessions Chg.	Daily Chg.	Last 5 Sessions Chg.	Last 10 Sessions Chg.	Last 20 Sessions Chg.	Daily Chg.	Last 5 Sessions Chg.	Last 10 Sessions Chg.	Last 20 Sessions Chg.
QNCD	-111,373	-291,988	-720,267	-1,057,213	0	-124,692	-121,175	-123,187	111,373	416,680	841,442	1,180,400
IQCD	907,885	225,853	7,913,008	-333,938	0	-15,820	107,681	118,894	-907,885	-210,033	-8,020,689	215,044
QIGD	-316,339	1,267,700	487,686	-367,458	0	79,363	79,363	79,661	316,339	-1,347,063	-567,049	287,797
QEWS	101,863	212,776	890,664	-1,856,098	0	0	0	7,540	-101,863	-212,776	-890,664	1,848,558
AHCS	39,537	109,913	104,916	3,805,717	0	0	0	-30,000	-39,537	-109,913	-104,916	-3,775,717
GISS	-192,971	-1,698,360	-4,645,450	-9,577,778	0	-80,748	56,080	-183,346	192,971	1,779,108	4,589,370	9,761,124
MPHC	-102,306	-9,313,889	-20,335,399	-28,356,399	-4,000	-30,900	161,620	141,790	106,306	9,344,789	20,173,779	28,214,609
IGRD	-219,791	-6,037,863	-6,702,528	-4,620,832	0	-3,500	19,400	19,835	219,791	6,041,363	6,683,128	4,600,997
QAMC	-500,741	-5,051,794	-9,280,378	11,180,100	0	1,524	-120,346	-74,054	500,741	5,050,270	9,400,724	-11,106,046
QATI	-24,725	1,835,316	2,509,749	-7,565,075	0	0	426,831	498,000	24,725	-1,835,316	-2,936,580	7,067,075
DOHI	4,500	47,241	75,095	-12,866	0	12,930	57,043	214,043	-4,500	-60,171	-132,138	-201,177
QGRI	-10,971	-4,028	2,834	305,349	681	26,285	26,285	-461,404	10,290	-22,257	-29,119	156,055
AKHI	-80,902	-140,611	-60,989	-442,535	0	0	0	37,685	80,902	140,611	60,989	404,850
QISI	-3,815	-1,722	51,015	18,843	0	0	0	0	3,815	1,722	-51,015	-18,843
BEMA	0	0	-101,810	-87,763	0	0	0	0	0	0	101,810	87,763
QLMI	20,000	171,697	351,129	619,781	0	0	0	100,600	-20,000	-171,697	-351,129	-720,381
UDCD	895,193	1,961,799	1,456,011	-10,473,557	-5,000	77,096	625,241	251,674	-890,193	-2,038,895	-2,081,252	10,221,883
BRES	473,396	478,491	87,645	-30,682	0	386	386	671	-473,396	-478,877	-88,031	30,011
ERES	633,628	1,097,628	271,081	-4,221,010	0	-201,854	-193,171	-44,784	-633,628	-895,774	-77,910	4,265,794
MRDS	341,086	-142,415	592,096	-319,415	-82,617	-76,432	-288,056	-30,035	-258,469	218,847	-304,040	349,450
ORDS	-455,807	-762,513	-2,281,751	-6,392,227	0	-10,007	-50,757	-234,634	455,807	772,520	2,332,508	6,626,861
VFQS	-562,785	-2,877,414	-3,806,190	-4,373,401	0	-80,360	-110,610	-37,039	562,785	2,957,774	3,916,800	4,410,440
QNNS	-64,250	676,320	-37,577	-10,334,494	0	0	0	-3,000	64,250	-676,320	37,577	10,337,494
GWCS	-9,803	-1,984,993	-3,937,896	-5,739,156	7,104	7,104	-47,896	-48,196	2,699	1,977,889	3,985,792	5,787,352
QGTS	1,056,238	122,168	-3,965,942	-7,300,724	555	-7,144	-345,248	-549,577	-1,056,793	-115,024	4,311,190	7,850,301

Trading values by nationality for the last Session

Nationality	Purchasing Value	Selling Value	Difference
Qataris	297.06	279.22	17.84
GCC	6.73	17.70	-10.97
Arab	56.20	54.10	2.10
Foreigners	122.30	131.27	-8.97
Total	482.29	482.29	0.00

In million QAR

Trading by nationality for the last Session

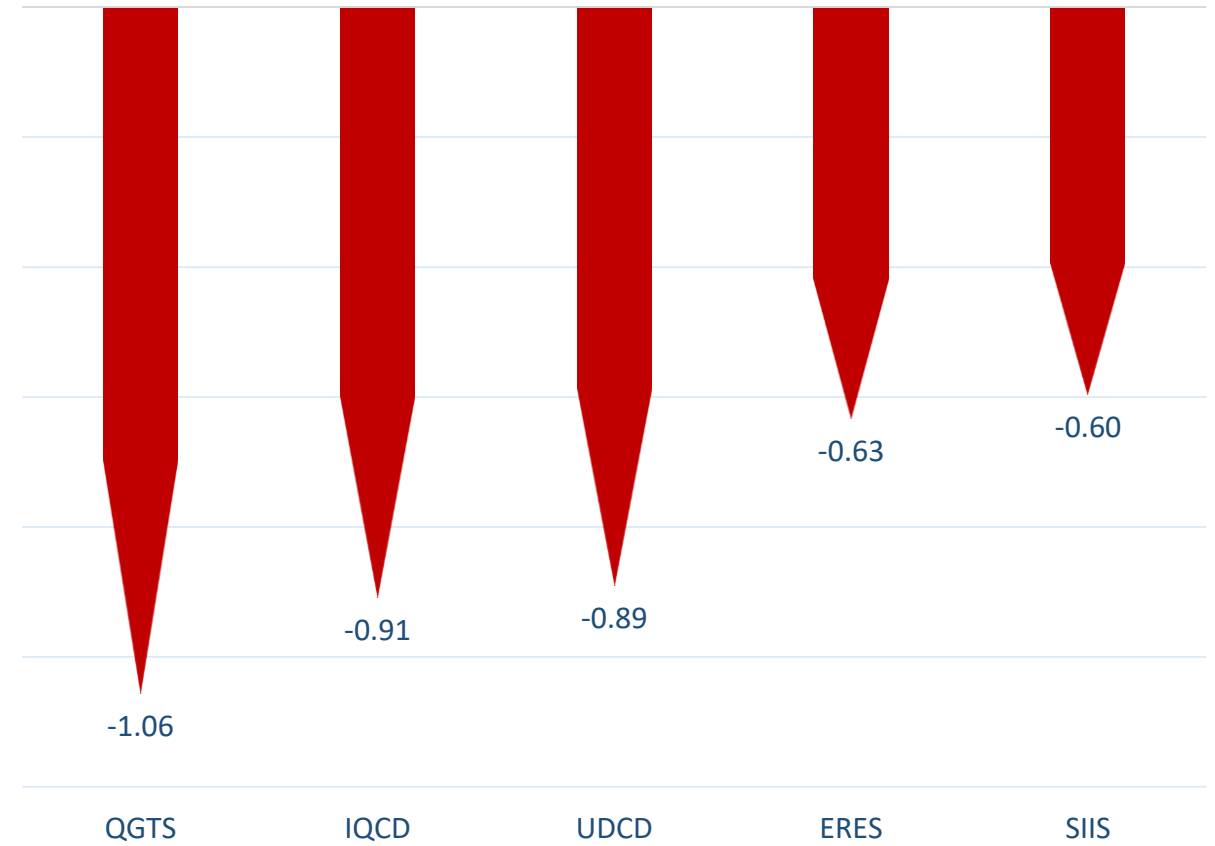
Nationality	Buy %	Sell %	Net
Qataris	61.59%	57.89%	3.70%
GCC	1.40%	3.67%	-2.28%
Arab	11.65%	11.22%	0.44%
Foreigners	24.58%	21.95%	-1.86%

Top 5 Companies bought (net) by **Foreigners** in the last session



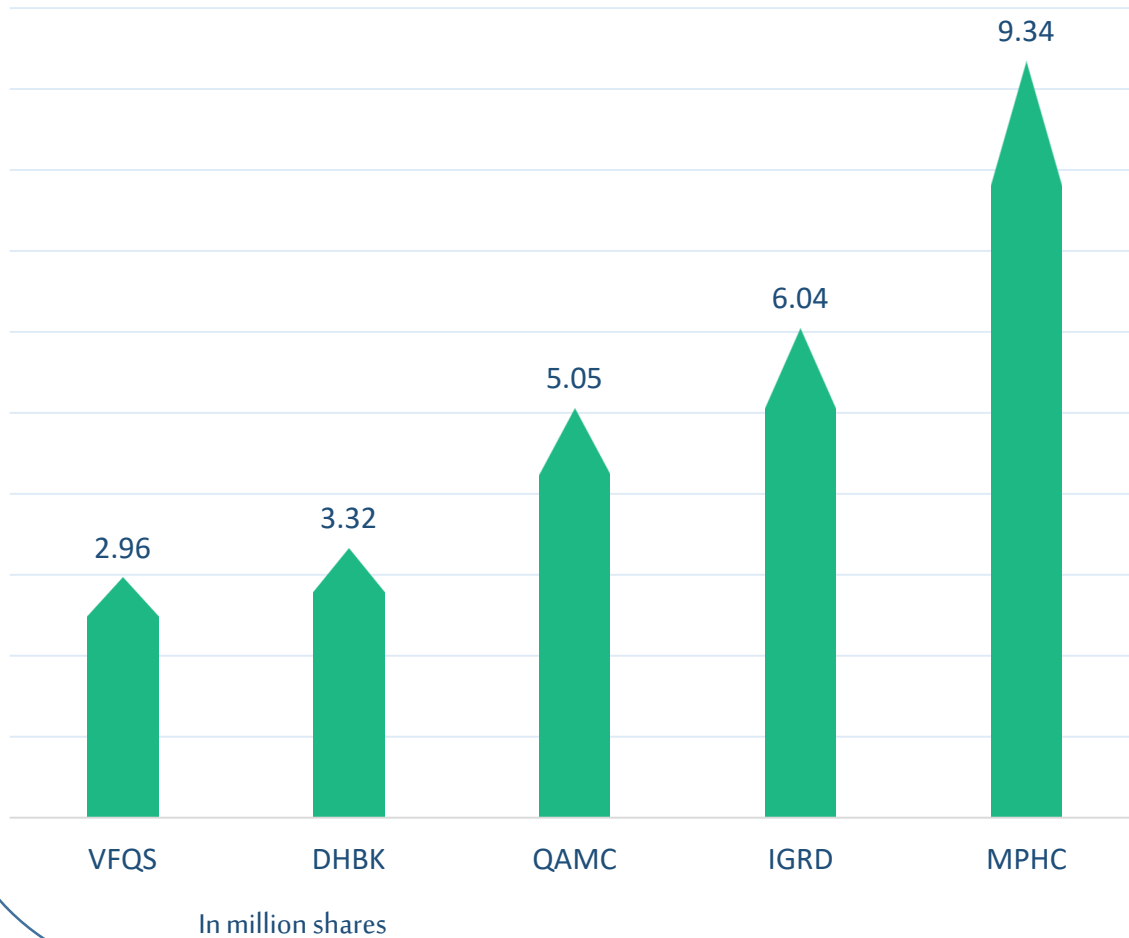
In million shares

Top 5 Companies sold (net) by **Foreigners** in the last session

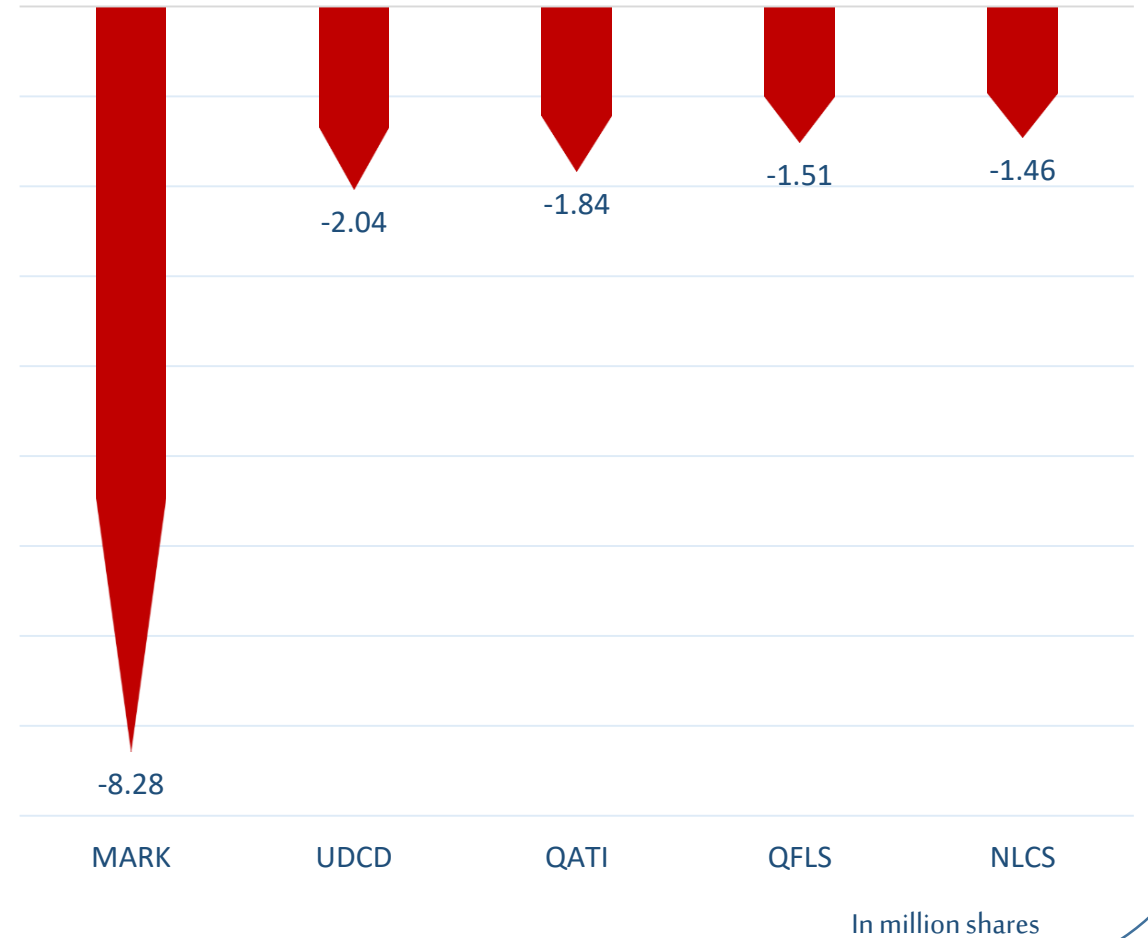


In million shares

Top 5 Companies bought (net) by **Foreigners** over the last 5 Sessions



Top 5 Companies sold (net) by **Foreigners** over the last 5 Sessions





The figures represent a change in the number of shares.

Daily Change: The net change between 30th and 29th of January trading sessions

Change for the last 5 sessions: The total daily net change for the last 5 sessions.

Change for the last 10 sessions: The total daily net change for the last 10 sessions.

Change for the last 20 sessions: The total daily net change for the last 20 sessions.

DISCLAIMER:

The information contained was obtained from various public sources believed to be reliable, but we do not guarantee its accuracy. Wasata Financial Securities makes no representations or warranties (express or implied) regarding the data and information provided and Wasata Financial Securities does not represent that the information content of this document is complete, or free from any error, not misleading, or fit for any particular purpose. This report document provides general information only. Neither the information nor any opinion expressed constitutes an offer or an invitation to make an offer, to buy or sell any securities or other investment products related to such securities or investments.

This report document contained is subject to change without prior notice. Wasata assumes no responsibility to update the information in this report document.



Prepared by Financial Advisory Department


وساطة
WASATA
للأوراق المالية
FINANCIAL SECURITIES

+974 44498880

ramzi.qasmieh@Wasata.qa