



## Daily Report for Ownership Changes

7<sup>th</sup> of February 2024 Session

									7-Feb			
Company	Qatari				GCC				Foreigners			
	Daily Chg.	Last 5 Sessions Chg.	Last 10 Sessions Chg.	Last 20 Sessions Chg.	Daily Chg.	Last 5 Sessions Chg.	Last 10 Sessions Chg.	Last 20 Sessions Chg.	Daily Chg.	Last 5 Sessions Chg.	Last 10 Sessions Chg.	Last 20 Sessions Chg.
QNBK	560,713	1,155,464	2,237,443	-6,022,406	1,000	152,625	160,525	172,025	-561,713	-1,308,089	-2,397,968	5,850,381
QIBK	-627,428	-525,420	744,316	-5,909,073	0	270	-106	30,494	627,428	525,150	-744,210	5,878,579
CBQK	1,224,482	3,068,592	4,542,265	-11,411,134	38,537	233,697	329,189	344,622	-1,263,019	-3,302,289	-4,871,454	11,066,512
DHBK	-719,478	-6,391,946	-8,913,880	-11,959,612	0	0	-14,000	-12,302	719,478	6,391,946	8,927,880	11,971,914
ABQK	-6,363	-11,363	-3,761	-23,308	0	5,000	5,000	4,086	6,363	6,363	-1,239	19,222
QIIK	-25,634	-262,278	-146,858	238,788	0	0	-2,000	-81,251	25,634	262,278	148,858	-157,537
MARK	664,421	-8,166,586	-2,740,386	4,357,562	-13,079	-47,905	-195,275	-438,579	-651,342	8,214,491	2,935,661	-3,918,983
DUBK	-791,194	-2,308,912	-2,051,596	-5,007,161	-10,387	-26,387	21,048	60,091	801,581	2,335,299	2,030,548	4,947,070
QFBQ	163,798	1,029,503	-106,075	2,104,974	0	0	-140,524	-550,224	-163,798	-1,029,503	246,599	-1,554,750
NLCS	-32,742	-100,193	-652,849	3,029,125	34,426	8,176	-13,061	-95,439	-1,684	92,017	665,910	-2,933,686
DBIS	-5,523	191,799	298,597	806,593	0	-15,700	-14,976	-36,056	5,523	-176,099	-283,621	-770,537
QOIS	-72,070	-298	-173,217	491,347	0	-7,377	-3	-3	72,070	7,675	173,220	-491,344
IHGS	32,951	46,773	68,441	379	0	0	0	4,080	-32,951	-46,773	-68,441	-4,459
ZHCD	-2,329	-7,353	-9,432	-8,174	0	-6,155	-5,607	-7,807	2,329	13,508	15,039	15,981
QGMD	-416,002	-2,083,065	-1,837,454	-3,985,664	-81,500	57,571	112,121	149,992	497,502	2,025,494	1,725,333	3,835,672
SIIS	-726,758	-172,123	942,605	-295,467	311,338	40,653	45,443	-25,553	415,420	131,470	-988,048	321,020
BLDN	-323,939	-607,956	-482,710	-1,159,385	-5,000	-3,889	-2,989	88,122	328,939	611,845	485,699	1,071,263
MCGS	9,593	103,435	-235,562	718,009	0	0	0	62,915	-9,593	-103,435	235,562	-780,924
QCFS	0	0	0	0	0	0	0	0	0	0	0	0
QFLS	-24,834	283,000	536,606	3,369,686	0	7,200	65,037	87,531	24,834	-290,200	-601,643	-3,457,217
WDAM	-66,648	-374,074	-697,169	-715,561	0	-5,000	98,939	192,106	66,648	379,074	598,230	523,455
MCCS	-115,578	-122,730	35,755	90,547	0	0	0	0	115,578	122,730	-35,755	-90,547
MERS	2,176	47,987	71,214	127,802	0	835	835	1,585	-2,176	-48,822	-72,049	-129,387
MEZA	-124,588	-382,132	-585,647	-533,757	0	0	0	4,649	124,588	382,132	585,647	529,108
QIMD	39,722	-56,063	-187,859	-657,218	0	0	0	324	-39,722	56,063	187,859	656,894

									7-Feb			
Company	Qatari				GCC				Foreigners			
	Daily Chg.	Last 5 Sessions Chg.	Last 10 Sessions Chg.	Last 20 Sessions Chg.	Daily Chg.	Last 5 Sessions Chg.	Last 10 Sessions Chg.	Last 20 Sessions Chg.	Daily Chg.	Last 5 Sessions Chg.	Last 10 Sessions Chg.	Last 20 Sessions Chg.
QNCD	1,847	-254,100	51,911	-1,253,203	37,021	37,521	-85,521	-81,654	-38,868	216,579	33,610	1,334,857
IQCD	1,079,904	2,054,227	2,657,139	694,744	1,222	10,850	46,850	119,531	-1,081,126	-2,065,077	-2,703,989	-814,275
QIGD	-736,515	-732,671	441,863	-354,159	15,100	-265	79,098	19,098	721,415	732,936	-520,961	335,061
QEWS	11,835	17,245	398,621	-1,735,950	0	0	0	0	-11,835	-17,245	-398,621	1,735,950
AHCS	-220,635	-1,077,062	-1,241,565	-990,532	0	12,120	12,120	-17,880	220,635	1,064,942	1,229,445	1,008,412
GISS	167,755	-805,926	-1,516,962	-7,797,982	-10,000	31,226	12,193	-82,202	-157,755	774,700	1,504,769	7,880,184
MPHC	-6,727,668	-8,952,797	-14,558,709	-26,708,066	-157,054	-149,554	-170,783	24,834	6,884,722	9,102,351	14,729,492	26,683,232
IGRD	446,992	-573,827	-4,716,804	-7,495,441	0	0	-7,146	-33,677	-446,992	573,827	4,723,950	7,529,118
QAMC	258,790	-7,273,960	-6,680,385	-14,953,198	-27,540	-21,190	-146,480	-157,636	-231,250	7,295,150	6,826,865	15,110,834
QATI	86,038	25,927	1,620,145	-7,430,255	0	-38,000	-20,000	467,000	-86,038	12,073	-1,600,145	6,963,255
DOHI	-1,660	1,383	62,054	98,690	0	0	0	24,624	1,660	-1,383	-62,054	-123,314
QGRI	-25,000	-185,412	-176,928	-138,466	6,621	121,415	122,096	49,304	18,379	63,997	54,832	89,162
AKHI	57,324	122,109	157,959	54,256	0	0	0	0	-57,324	-122,109	-157,959	-54,256
QISI	50	26,965	29,771	36,358	0	0	0	0	-50	-26,965	-29,771	-36,358
BEMA	0	2,673	-2,227	-104,037	0	0	0	0	0	-2,673	2,227	104,037
QLMI	150,323	139,689	317,095	443,329	0	0	0	100,600	-150,323	-139,689	-317,095	-543,929
UDCD	136,193	2,010,726	2,941,512	-10,880,540	100,000	100,000	26,757	492,999	-236,193	-2,110,726	-2,968,269	10,387,541
BRES	-472,724	-76,024	401,882	-785,301	0	0	1,218	963	472,724	76,024	-403,100	784,338
ERES	-836,346	1,474,290	3,224,550	2,112,929	10,000	41,275	63,093	-174,578	826,346	-1,515,565	-3,287,643	-1,938,351
MRDS	495,270	-131,738	284,366	1,426,224	18,156	10,228	-237,780	-390,950	-513,426	121,510	-46,586	-1,035,274
ORDS	175,105	188,018	-490,567	-7,868,340	784	1,244	77,064	-238,305	-175,889	-189,262	413,503	8,106,645
VFQS	121,931	231,295	-4,706,229	-8,361,600	315,960	310,320	781,082	685,472	-437,891	-541,615	3,925,147	7,676,128
QNNS	-36,691	-232,867	-43,841	-4,976,525	634	634	634	634	36,057	232,233	43,207	4,975,891
GWCS	-41,538	-125,419	-1,181,791	-4,181,927	0	30,490	39,519	-15,481	41,538	94,929	1,142,272	4,197,408
QGTS	881,677	-471,264	1,424,633	-4,094,903	-347	653	-798,921	-1,584,831	-881,330	470,611	-625,712	5,679,734

## Trading values by nationality for the last Session

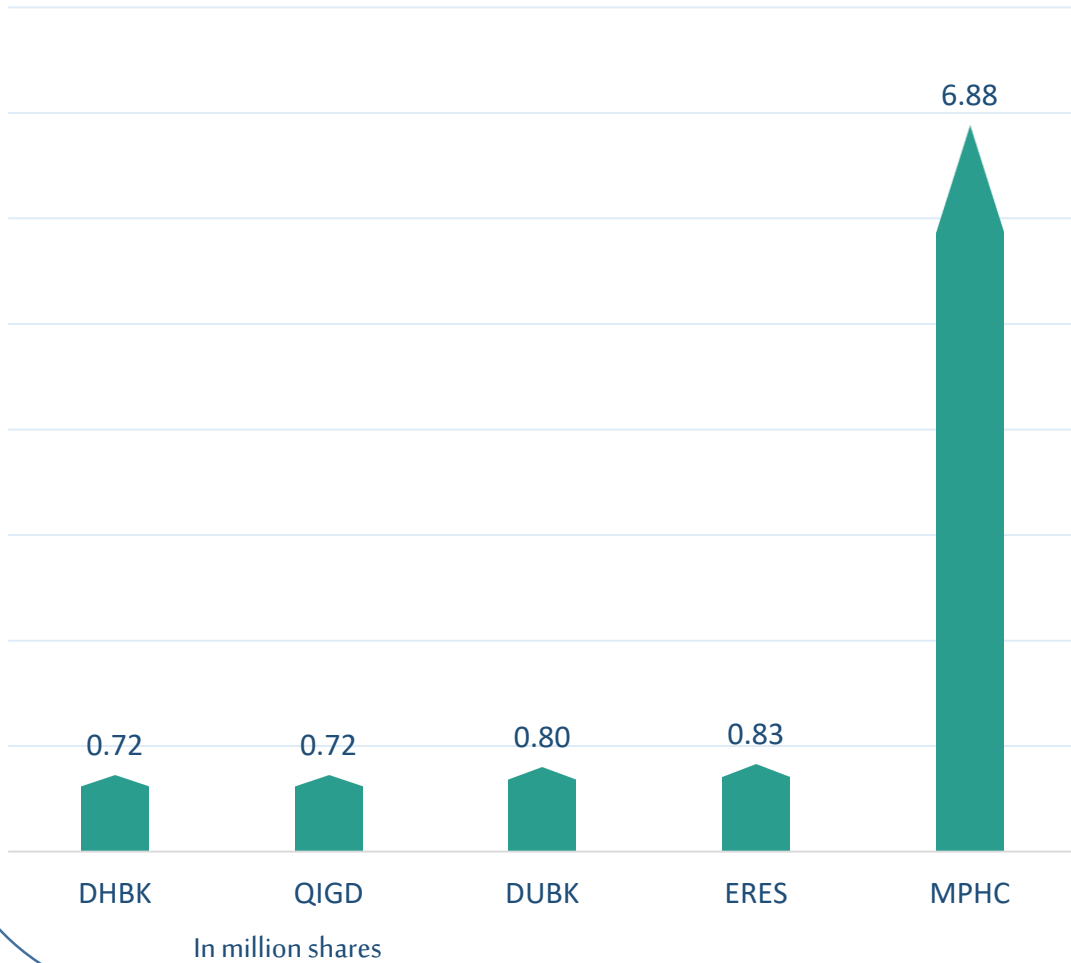
Nationality	Purchasing Value	Selling Value	Difference
Qataris	290.51	288.48	2.03
GCC	7.00	49.75	-42.75
Arab	48.44	42.78	5.66
Foreigners	142.47	107.40	35.07
Total	488.41	488.41	0.00

In million QAR

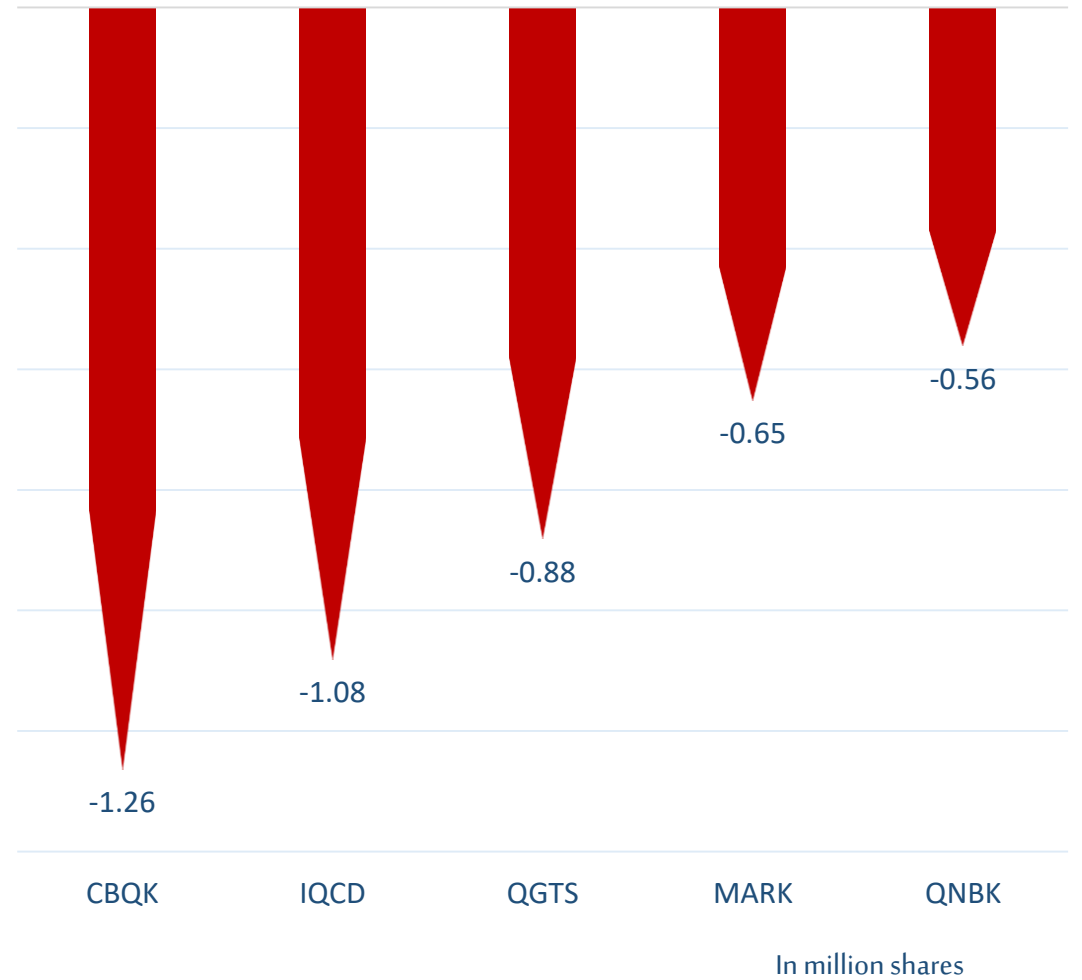
## Trading by nationality for the last Session

Nationality	Buy %	Sell %	Net
Qataris	59.48%	59.07%	0.41%
GCC	1.43%	10.19%	-8.75%
Arab	9.92%	8.76%	1.16%
Foreigners	24.58%	21.95%	7.18%

Top 5 Companies bought (net) by **Foreigners** in the last session



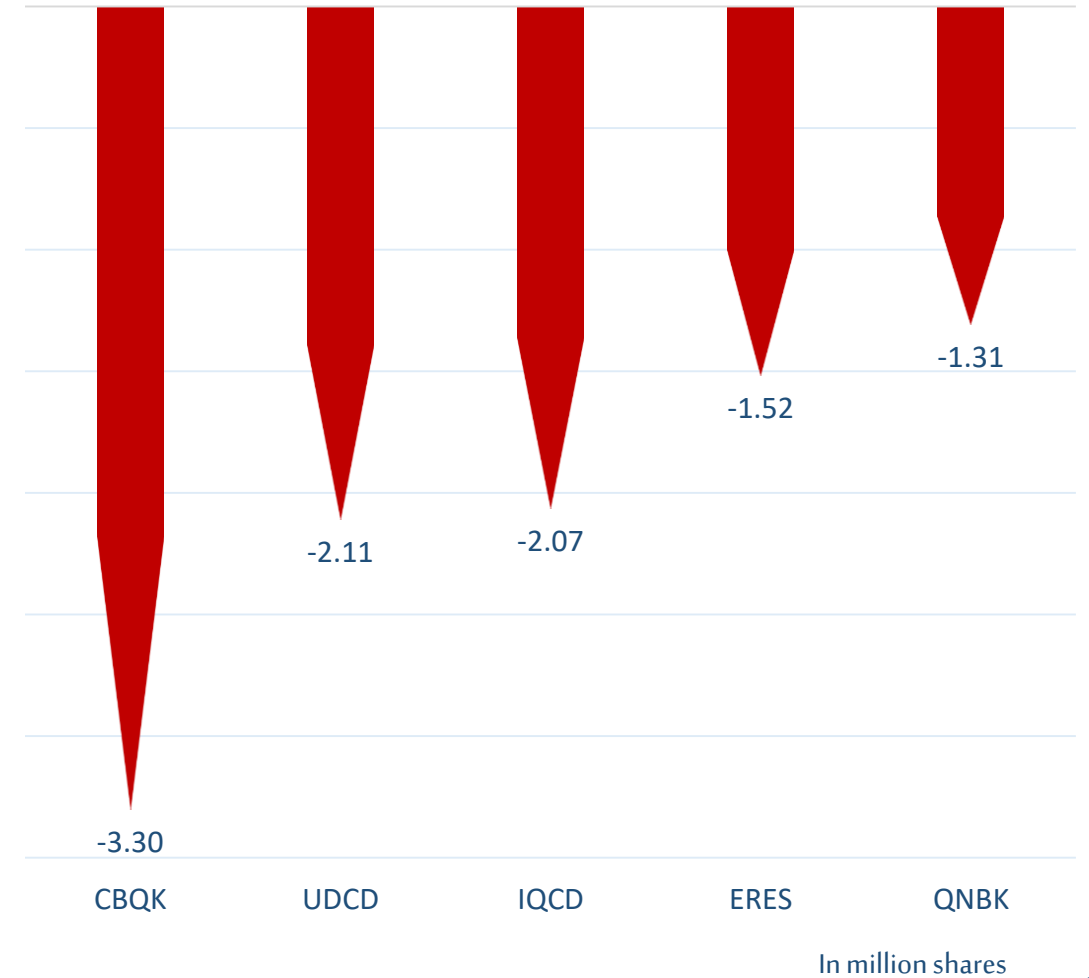
Top 5 Companies sold (net) by **Foreigners** in the last session



Top 5 Companies bought (net) by **Foreigners** over the last 5 Sessions



Top 5 Companies sold (net) by **Foreigners** over the last 5 Sessions





The figures represent a change in the number of shares.

Daily Change: The net change between 7<sup>th</sup> and 6<sup>th</sup> of February trading sessions

Change for the last 5 sessions: The total daily net change for the last 5 sessions.

Change for the last 10 sessions: The total daily net change for the last 10 sessions.


Change for the last 20 sessions: The total daily net change for the last 20 sessions.

## **DISCLAIMER:**

The information contained was obtained from various public sources believed to be reliable, but we do not guarantee its accuracy. Wasata Financial Securities makes no representations or warranties (express or implied) regarding the data and information provided and Wasata Financial Securities does not represent that the information content of this document is complete, or free from any error, not misleading, or fit for any particular purpose. This report document provides general information only. Neither the information nor any opinion expressed constitutes an offer or an invitation to make an offer, to buy or sell any securities or other investment products related to such securities or investments.

This report document contained is subject to change without prior notice. Wasata assumes no responsibility to update the information in this report document.





Prepared by Financial Advisory Department

  
للأوراق المالية  
FINANCIAL SECURITIES

+974 44498880

[ramzi.qasmieh@Wasata.qa](mailto:ramzi.qasmieh@Wasata.qa)