



Daily Report for Ownership Changes

6th of February 2024 Session

									6-Feb			
Company	Qatari				GCC				Foreigners			
	Daily Chg.	Last 5 Sessions Chg.	Last 10 Sessions Chg.	Last 20 Sessions Chg.	Daily Chg.	Last 5 Sessions Chg.	Last 10 Sessions Chg.	Last 20 Sessions Chg.	Daily Chg.	Last 5 Sessions Chg.	Last 10 Sessions Chg.	Last 20 Sessions Chg.
QNBK	99,062	789,017	1,967,560	-5,824,446	560	152,025	159,525	171,025	-99,622	-941,042	-2,127,085	5,653,421
QIBK	-44,697	57,285	1,442,333	-4,961,732	0	-720	-106	28,494	44,697	-56,565	-1,442,227	4,933,238
CBQK	18,156	2,022,575	2,322,044	-12,416,715	32,021	195,160	249,156	306,085	-50,177	-2,217,735	-2,571,200	12,110,630
DHBK	-681,168	-5,747,206	-9,053,165	-11,197,142	0	0	-14,000	-12,302	681,168	5,747,206	9,067,165	11,209,444
ABQK	0	-5,000	2,602	-18,914	0	5,000	5,000	5,000	0	0	-7,602	13,914
QIIK	-28,068	-255,095	-64,559	214,749	0	0	-3,000	-82,251	28,068	255,095	67,559	-132,498
MARK	-1,735,717	-7,856,277	545,083	3,355,273	-31,362	-43,217	-160,195	-1,643,857	1,767,079	7,899,494	-384,888	-1,711,416
DUBK	-827,528	-983,471	-1,618,942	-4,102,446	0	11,518	31,650	70,478	827,528	971,953	1,587,292	4,031,968
QFBQ	254,657	1,561,564	1,102,952	2,502,366	0	-30,000	-140,524	-552,902	-254,657	-1,531,564	-962,428	-1,949,464
NLCS	-152,083	-422,524	1,049,576	3,334,196	0	-34,965	-50,487	-119,285	152,083	457,489	-999,089	-3,214,911
DBIS	10,481	495,236	475,709	739,053	0	-14,976	-53,976	-35,056	-10,481	-480,260	-421,733	-703,997
QOIS	-13,470	64,398	-80,419	728,334	0	-3	-3	-3	13,470	-64,395	80,422	-728,331
IHGS	2,614	-5,975	52,998	-61,833	0	0	-920	4,080	-2,614	5,975	-52,078	57,753
ZHCD	9,857	-7,832	-1,635	-3,572	-3,520	-5,152	-5,607	-7,807	-6,337	12,984	7,242	11,379
QGMD	-837,936	-1,513,514	-1,484,990	-3,294,653	100,000	220,571	193,521	199,122	737,936	1,292,943	1,291,469	3,095,531
SIS	29,801	587,024	57,726	1,387,951	-286,185	-260,484	-265,896	-438,770	256,384	-326,540	208,170	-949,181
BLDN	-58,332	-407,174	-757,625	-1,323,953	1,111	1,111	2,011	93,122	57,221	406,063	755,614	1,230,831
MCGS	-402,287	-172,807	-278,426	908,480	0	0	0	75,573	402,287	172,807	278,426	-984,053
QCFS	0	0	0	0	0	0	0	0	0	0	0	0
QFLS	244,800	313,607	1,823,096	3,389,879	5,700	66,150	66,537	87,531	-250,500	-379,757	-1,889,633	-3,477,410
WDAM	60,451	-294,660	-667,774	-676,687	0	-5,000	98,939	192,106	-60,451	299,660	568,835	484,581
MCCS	-17,632	54,107	163,719	298,606	0	0	0	0	17,632	-54,107	-163,719	-298,606
MERS	45,565	47,399	106,624	131,461	0	835	835	-3,415	-45,565	-48,234	-107,459	-128,046
MEZA	-71,869	-330,184	-459,269	-377,616	0	0	0	4,649	71,869	330,184	459,269	372,967
QIMD	21,203	-9,433	-501,202	-706,940	0	0	324	324	-21,203	9,433	500,878	706,616

Company									6-Feb			
	Qatari				GCC				Foreigners			
	Daily Chg.	Last 5 Sessions Chg.	Last 10 Sessions Chg.	Last 20 Sessions Chg.	Daily Chg.	Last 5 Sessions Chg.	Last 10 Sessions Chg.	Last 20 Sessions Chg.	Daily Chg.	Last 5 Sessions Chg.	Last 10 Sessions Chg.	Last 20 Sessions Chg.
QNCD	-104,176	-266,993	-558,981	-1,253,818	0	2,500	-122,192	-118,675	104,176	264,493	681,173	1,372,493
IQCD	420,395	1,089,794	1,315,647	-63,433	1,329	10,628	-5,192	119,621	-421,724	-1,100,422	-1,310,455	-56,188
QIGD	325,013	98,530	1,366,230	407,861	7,600	-15,365	63,998	3,998	-332,613	-83,165	-1,430,228	-411,859
QEWS	-40,348	166,728	379,504	-1,669,352	0	0	0	0	40,348	-166,728	-379,504	1,669,352
AHCS	-477,669	-1,000,961	-891,048	-744,414	120	12,120	12,120	-17,880	477,549	988,841	878,928	762,294
GISS	-142,708	-793,620	-2,491,980	-7,843,373	31,528	102,921	22,173	-72,202	111,180	690,699	2,469,807	7,915,575
MPHC	-97,010	-2,223,352	-11,537,241	-22,145,661	10,000	-7,488	-38,388	170,226	87,010	2,230,840	11,575,629	21,975,435
IGRD	178,680	-1,115,788	-7,153,651	-7,581,463	0	-8,646	-12,146	-37,746	-178,680	1,124,434	7,165,797	7,619,209
QAMC	-2,240,059	-7,522,133	-12,573,927	-14,654,538	-4,000	-7,550	-6,026	-130,292	2,244,059	7,529,683	12,579,953	14,784,830
QATI	-225,347	-184,681	1,650,635	-7,579,569	0	-20,000	-20,000	467,000	225,347	204,681	-1,630,635	7,112,569
DOHI	1	3,043	50,284	106,350	0	0	12,930	24,624	-1	-3,043	-63,214	-130,974
QGRI	-159,412	-150,571	-154,599	-113,466	113,794	114,794	141,079	42,683	45,618	35,777	13,520	70,783
AKHI	-24,794	91,673	-48,938	-27,795	0	0	0	0	24,794	-91,673	48,938	27,795
QISI	1,987	25,393	23,671	44,057	0	0	0	0	-1,987	-25,393	-23,671	-44,057
BEMA	2,823	-2,227	-2,227	-104,037	0	0	0	0	-2,823	2,227	2,227	104,037
QLMI	-32,377	-10,659	161,038	367,006	0	0	0	100,600	32,377	10,659	-161,038	-467,606
UDCD	424,909	877,613	2,839,412	-10,212,289	0	-72,242	4,854	392,999	-424,909	-805,371	-2,844,266	9,819,290
BRES	-45,277	131,176	609,667	-317,790	0	832	1,218	963	45,277	-132,008	-610,885	316,827
ERES	-432,869	2,315,391	3,413,019	2,052,714	133,068	161,111	-40,743	-56,224	299,801	-2,476,502	-3,372,276	-1,996,490
MRDS	-734,647	-1,166,053	-1,308,468	-534,980	-15,738	-155,695	-232,127	-477,594	750,385	1,321,748	1,540,595	1,012,574
ORDS	-19,156	27,946	-734,567	-7,410,918	-146	86,280	76,273	-238,354	19,302	-114,226	658,294	7,649,272
VFQS	485,763	-3,460,729	-6,338,143	-8,946,585	0	480,122	399,762	369,512	-485,763	2,980,607	5,938,381	8,577,073
QNNS	-198,814	-499,237	177,083	-7,074,096	0	0	0	0	198,814	499,237	-177,083	7,074,096
GWCS	37,228	-106,115	-2,091,108	-4,114,200	15,024	32,415	39,519	-15,481	-52,252	73,700	2,051,589	4,129,681
QGTS	787,533	-900,251	-778,083	-5,918,339	500	-796,500	-803,644	-1,581,763	-788,033	1,696,751	1,581,727	7,500,102

Trading values by nationality for the last Session

Nationality	Purchasing Value	Selling Value	Difference
Qataris	185.70	191.04	-5.34
GCC	4.48	27.42	-22.94
Arab	29.59	29.81	-0.22
Foreigners	109.90	81.42	28.49
Total	329.68	329.68	0.00

In million QAR

Trading by nationality for the last Session

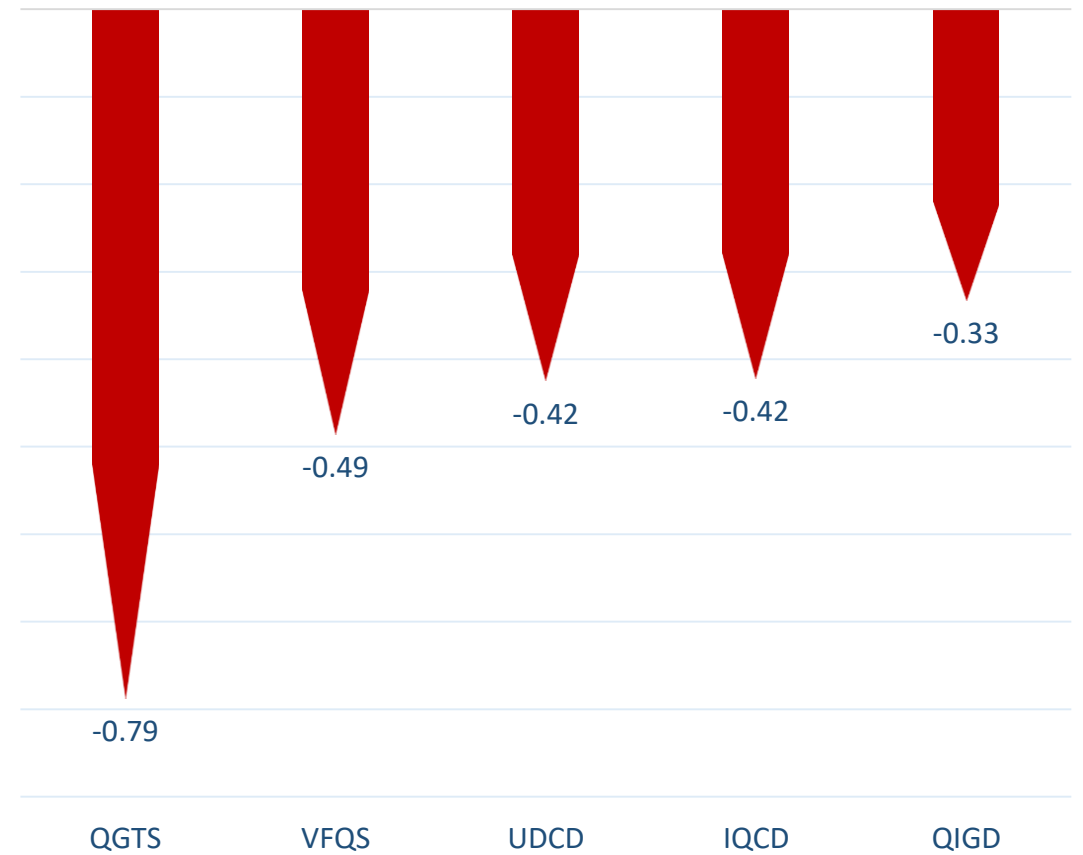
Nationality	Buy %	Sell %	Net
Qataris	56.33%	57.95%	-1.62%
GCC	1.36%	8.32%	-6.96%
Arab	8.98%	9.04%	-0.06%
Foreigners	24.58%	21.95%	8.64%

Top 5 Companies bought (net) by **Foreigners** in the last session



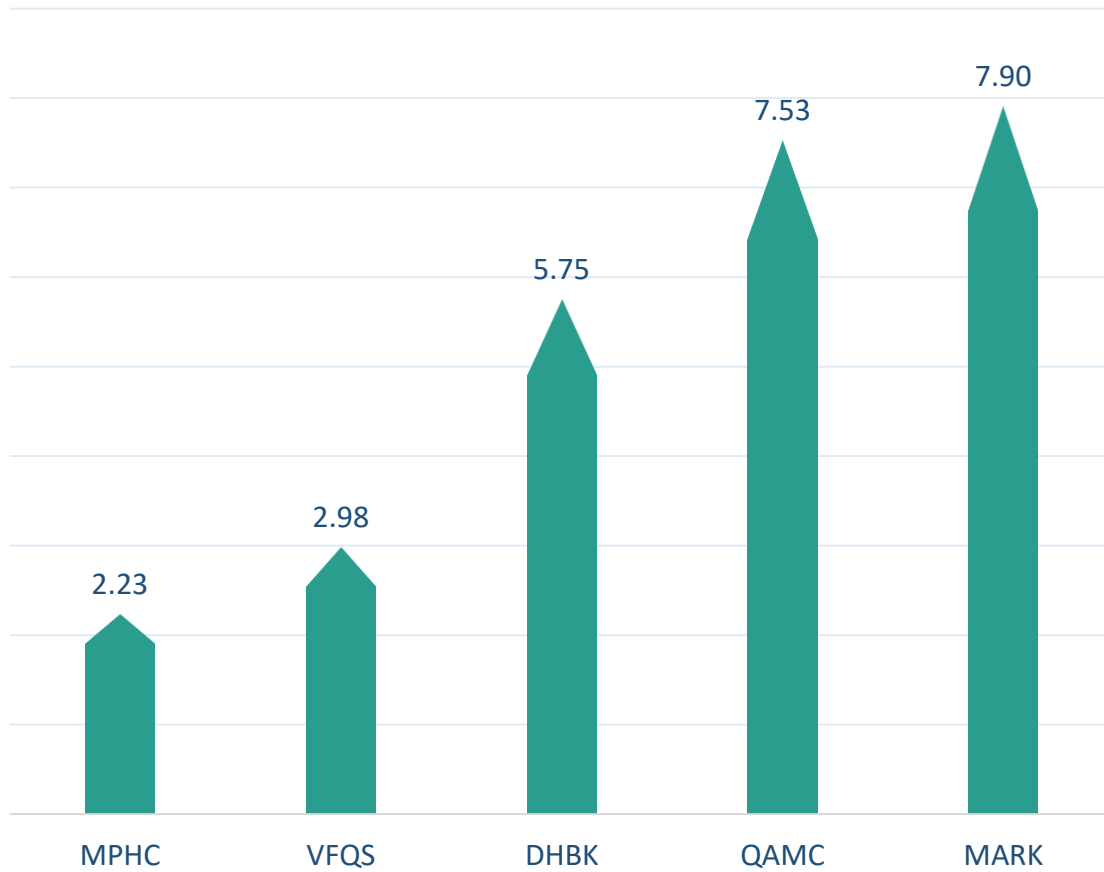
In million shares

Top 5 Companies sold (net) by **Foreigners** in the last session



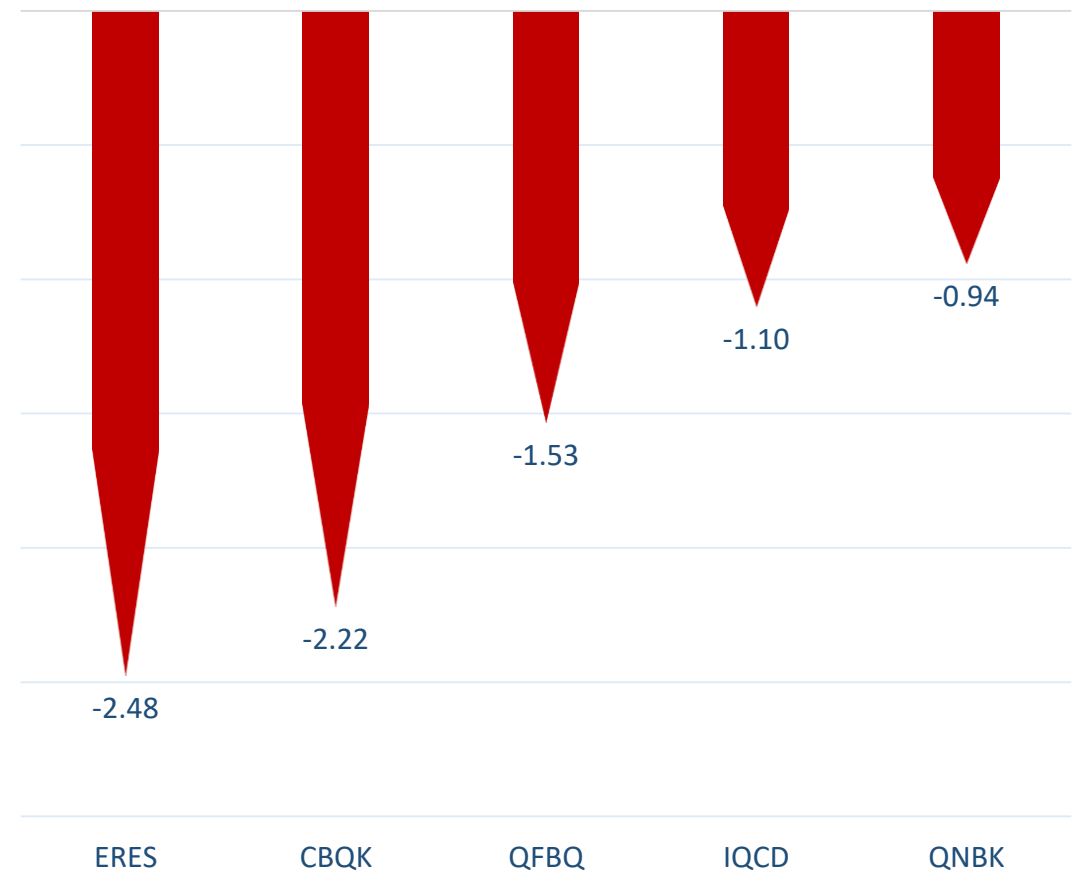
In million shares

Top 5 Companies bought (net) by **Foreigners** over the last 5 Sessions



In million shares

Top 5 Companies sold (net) by **Foreigners** over the last 5 Sessions



In million shares



The figures represent a change in the number of shares.

Daily Change: The net change between 6th and 5th of February trading sessions

Change for the last 5 sessions: The total daily net change for the last 5 sessions.


Change for the last 10 sessions: The total daily net change for the last 10 sessions.

Change for the last 20 sessions: The total daily net change for the last 20 sessions.

DISCLAIMER:

The information contained was obtained from various public sources believed to be reliable, but we do not guarantee its accuracy. Wasata Financial Securities makes no representations or warranties (express or implied) regarding the data and information provided and Wasata Financial Securities does not represent that the information content of this document is complete, or free from any error, not misleading, or fit for any particular purpose. This report document provides general information only. Neither the information nor any opinion expressed constitutes an offer or an invitation to make an offer, to buy or sell any securities or other investment products related to such securities or investments.

This report document contained is subject to change without prior notice. Wasata assumes no responsibility to update the information in this report document.



Prepared by Financial Advisory Department


وساطة
WASATA
للأوراق المالية
FINANCIAL SECURITIES

+974 44498880

ramzi.qasmieh@Wasata.qa