



Daily Report for Ownership Changes

7th of January 2024 Session

Company									7-Jan			
	Qatari				GCC				Foreigners			
	Daily Chg.	Last 5 Sessions Chg.	Last 10 Sessions Chg.	Last 20 Sessions Chg.	Daily Chg.	Last 5 Sessions Chg.	Last 10 Sessions Chg.	Last 20 Sessions Chg.	Daily Chg.	Last 5 Sessions Chg.	Last 10 Sessions Chg.	Last 20 Sessions Chg.
QNBK	-424,039	2,514,768	15,340,441	17,863,789	-1,500	-500,452	-500,852	-149,611	425,539	-2,014,316	-14,839,589	-17,714,178
QIBK	27,781	132,384	612,245	-1,607,798	-16,310	-6,931	-39,431	-92,544	-11,471	-125,453	-572,814	1,700,342
CBQK	-27,178	758,007	-3,553,167	-5,812,947	200,000	200,000	64,409	64,409	-172,822	-958,007	3,488,758	5,748,538
DHBK	-53,921	-310,357	738,147	-1,434,410	0	-45,000	-50,000	-69,028	53,921	355,357	-688,147	1,503,438
ABQK	600	5,741	5,741	141	0	0	0	0	-600	-5,741	-5,741	-141
QIIK	-28,336	30,482	-495,319	-1,107,432	-5,000	-4,203	-5,110	-20,110	33,336	-26,279	500,429	1,127,542
MARK	1,411,958	6,888,302	1,325,526	28,519,907	-64,836	-32,130	345,616	-35,585	-1,347,122	-6,856,172	-1,671,142	-28,484,322
DUBK	-64,475	-17,641	-1,473,287	-3,100,554	0	0	188,602	193,003	64,475	17,641	1,284,685	2,907,551
QFBQ	577,503	778,000	913,312	-1,183,427	-22,164	20,478	-363,549	-384,387	-555,339	-798,478	-549,763	1,567,814
NLCS	-1,177,809	2,121,968	1,145,610	-1,415,488	-7,186	-423,268	-366,199	11,407	1,184,995	-1,698,700	-779,411	1,404,081
DBIS	64,121	-66,679	-7,378	-434,798	-7,200	-56,655	-88,424	-56,099	-56,921	123,334	95,802	490,897
QOIS	296,591	462,621	912,580	479,678	0	109,363	-105,383	-158,405	-296,591	-571,984	-807,197	-321,273
IHGS	-137,917	-79,935	-138,602	31,262	0	-23,990	0	-39,703	137,917	103,925	138,602	8,441
ZHCD	-559	-373	-783	-783	0	0	0	0	559	373	783	783
QGMD	53,409	-1,022,247	-825,391	-1,081,870	0	23,039	-107,780	10,419	-53,409	999,208	933,171	1,071,451
SIIS	-679,757	417,898	-199,189	1,337,644	220,115	-355,755	196,817	251,915	459,642	-62,143	2,372	-1,589,559
BLDN	-694,801	-406,699	-1,208,206	-1,498,487	0	-4,956	-90,000	-56,122	694,801	411,655	1,298,206	1,554,609
MCGS	222,278	527,209	585,922	565,444	20,000	-10,000	20,000	20,000	-242,278	-517,209	-605,922	-585,444
QCFS	0	0	-6,590	-6,590	0	0	0	0	0	0	6,590	6,590
QFLS	-2,640	191,982	779,460	1,153,024	-640	-162,239	-162,239	-160,980	3,280	-29,743	-617,221	-992,044
WDAM	224,174	224,144	198,650	-18,626	-6,000	4,000	-9,677	-5,945	-218,174	-228,144	-188,973	24,571
MCCS	98,702	385,203	467,426	892,767	0	0	-10,250	-10,250	-98,702	-385,203	-457,176	-882,517
MERS	9,856	63,089	88,632	98,436	5,000	5,000	4,993	4,993	-14,856	-68,089	-93,625	-103,429
MEZA	-128,329	-791,347	-1,936,144	-2,696,814	0	-7,785	-12,968	-5,968	128,329	799,132	1,949,112	2,702,782
QIMD	-7,500	-271,385	-275,685	-292,506	0	0	0	0	7,500	271,385	275,685	292,506

Company									7-Jan			
	Qatari				GCC				Foreigners			
	Daily Chg.	Last 5 Sessions Chg.	Last 10 Sessions Chg.	Last 20 Sessions Chg.	Daily Chg.	Last 5 Sessions Chg.	Last 10 Sessions Chg.	Last 20 Sessions Chg.	Daily Chg.	Last 5 Sessions Chg.	Last 10 Sessions Chg.	Last 20 Sessions Chg.
QNCD	-26,500	19,673	50,757	341,357	0	150,000	150,000	131,165	26,500	-169,673	-200,757	-472,522
IQCD	114,240	413,877	967,136	1,672,666	3,079	52,119	127,579	136,141	-117,319	-465,996	-1,094,715	-1,808,807
QIGD	-6,744	21,319	-563,183	-497,804	60,000	60,000	60,000	60,000	-53,256	-81,319	503,183	437,804
QEWS	49,778	-337,466	-1,246,400	-1,487,353	2,540	7,540	25,540	68,500	-52,318	329,926	1,220,860	1,418,853
AHCS	1,002,864	1,637,922	2,012,339	2,043,007	0	-11,500	-11,500	-11,500	-1,002,864	-1,626,422	-2,000,839	-2,031,507
GISS	-65,696	335,043	-468,153	1,434,167	-100	31,502	-128,499	-230,494	65,796	-366,545	596,652	-1,203,673
MPHC	446,232	-22,584,568	-33,090,208	-31,193,599	-185,900	-5,186	-384,868	-394,103	-260,332	22,589,754	33,475,076	31,587,702
IGRD	-25,466	4,688	-73,661	1,181,579	0	65,388	75,635	-424,365	25,466	-70,076	-1,974	-757,214
QAMC	490,193	-216,120	-20,829,876	-34,498,080	5,000	-104	-354,708	-1,517,611	-495,193	216,224	21,184,584	36,015,691
QATI	-24,765	7,113,489	7,962,564	10,044,056	0	33,000	3,000	16,750	24,765	-7,146,489	-7,965,564	-10,060,806
DOHI	-113,810	-180,059	-80,436	-246,763	111,323	189,419	189,419	187,575	2,487	-9,360	-108,983	59,188
QGRI	41,962	19,695	-27,349	21,386	-123,100	-226,262	-298,130	-348,130	81,138	206,567	325,479	326,744
AKHI	-81,870	194,277	3,574	-111,448	20,000	13,305	39,747	5,006	61,870	-207,582	-43,321	106,442
QISI	-5,488	64,115	66,255	48,977	0	0	0	0	5,488	-64,115	-66,255	-48,977
BEMA	1,835	2,741	5,603	3,533	0	0	0	0	-1,835	-2,741	-5,603	-3,533
QLMI	10,247	490,650	925,353	2,130,504	0	0	0	61,000	-10,247	-490,650	-925,353	-2,191,504
UDCD	979,743	1,843,104	2,820,204	6,292,963	-38,362	229,547	-28,462	156,474	-941,381	-2,072,651	-2,791,742	-6,449,437
BRES	160,174	-900,191	-5,237,684	-7,573,747	0	0	7,670	7,670	-160,174	900,191	5,230,014	7,566,077
ERES	-603,854	-874,066	1,994,029	-748,999	-139,872	1,884	-203,784	377,449	743,726	872,182	-1,790,245	371,550
MRDS	1,040,624	-1,694,051	-3,568,668	-4,591,677	194,234	422,642	306,380	279,395	-1,234,858	1,271,409	3,262,288	4,312,282
ORDS	60,703	1,130,247	1,424,290	1,873,488	0	107,117	-202,063	-358,270	-60,703	-1,237,364	-1,222,227	-1,515,218
VFQS	-32,626	3,265,156	5,819,337	4,321,547	-2,000	-615,906	-612,706	-589,487	34,626	-2,649,250	-5,206,631	-3,732,060
QNNS	-248,468	33,532	-699,075	-9,347,919	0	-3,000	-5,368	1,494	248,468	-30,532	704,443	9,346,425
GWCS	-155,940	-2,098,854	-2,306,407	-2,126,628	0	15,300	15,300	15,300	155,940	2,083,554	2,291,107	2,111,328
QGTS	516,390	-3,033,159	-10,954,156	-2,362,840	249,981	249,981	100,720	-656,548	-766,371	2,783,178	10,853,436	3,019,388

Trading values by nationality for the last Session

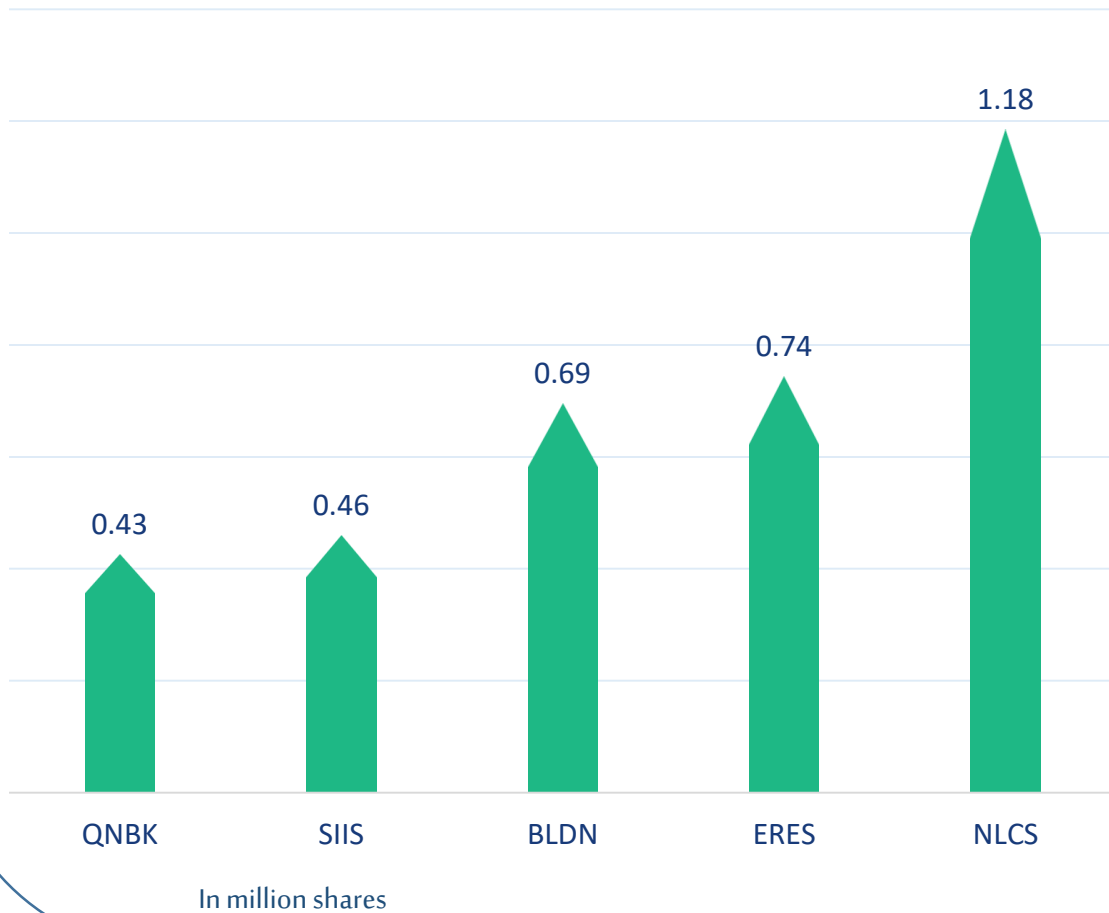
Nationality	Purchasing Value	Selling Value	Difference
Qataris	278.07	276.92	1.15
GCC	8.89	9.25	-0.36
Arab	45.81	49.99	-4.18
Foreigners	45.79	42.40	3.39
Total	378.56	378.56	0.00

In million QAR

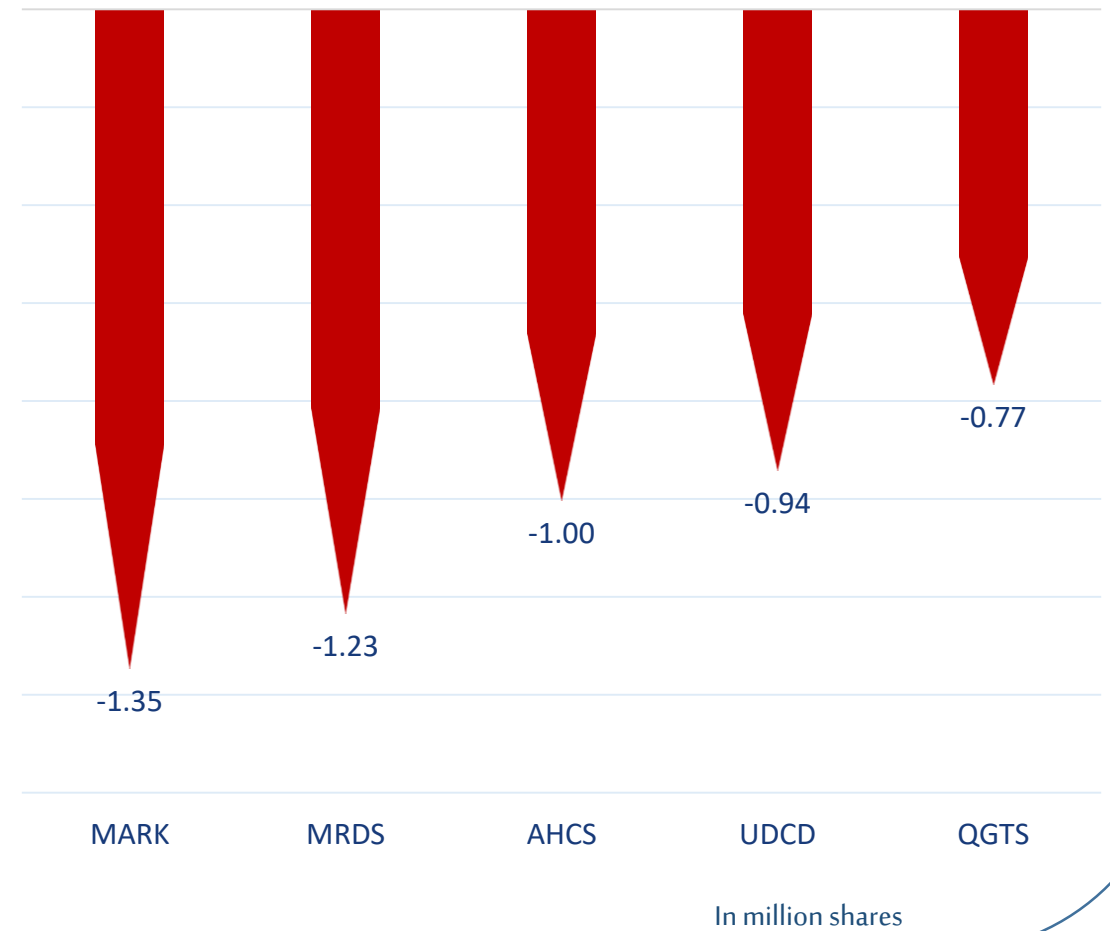
Trading by nationality for the last Session

Nationality	Buy %	Sell %	Net
Qataris	73.45%	73.15%	0.30%
GCC	2.35%	2.44%	-0.10%
Arab	12.10%	13.21%	-1.11%
Foreigners	24.58%	21.95%	0.90%

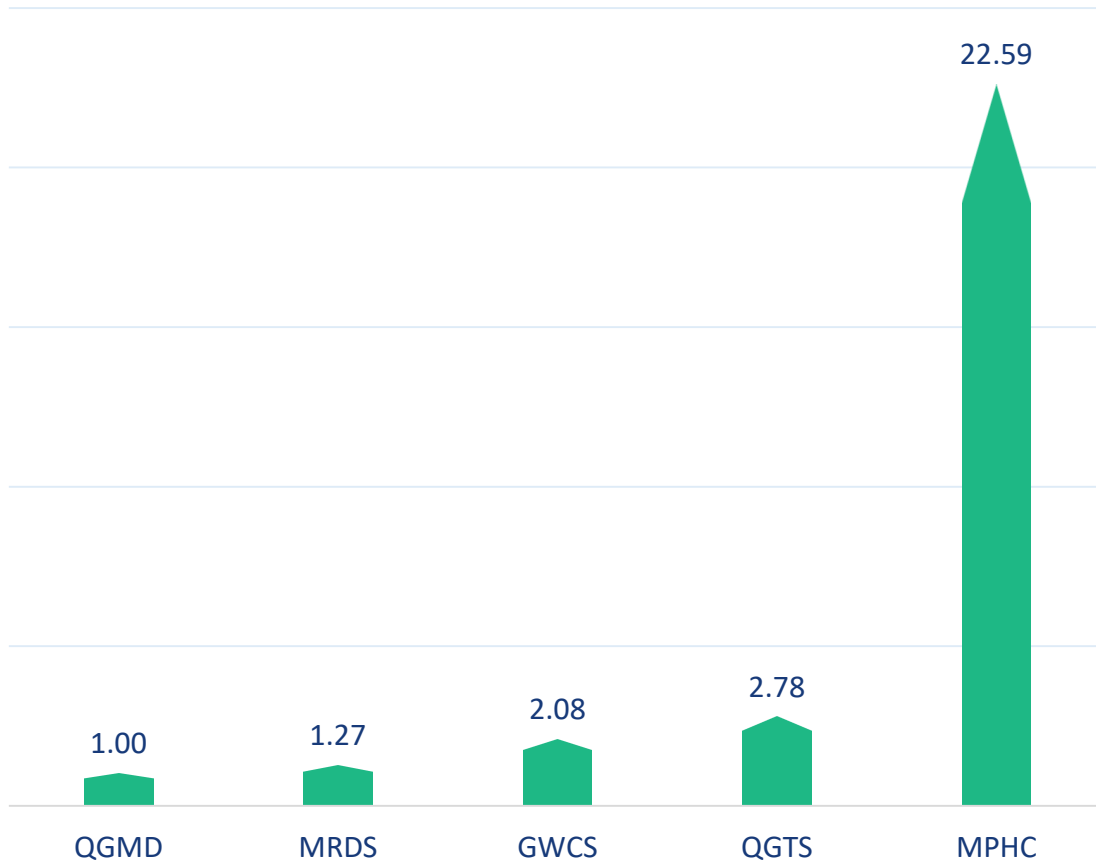
Top 5 Companies bought (net) by **Foreigners** in the last session



Top 5 Companies sold (net) by **Foreigners** in the last session

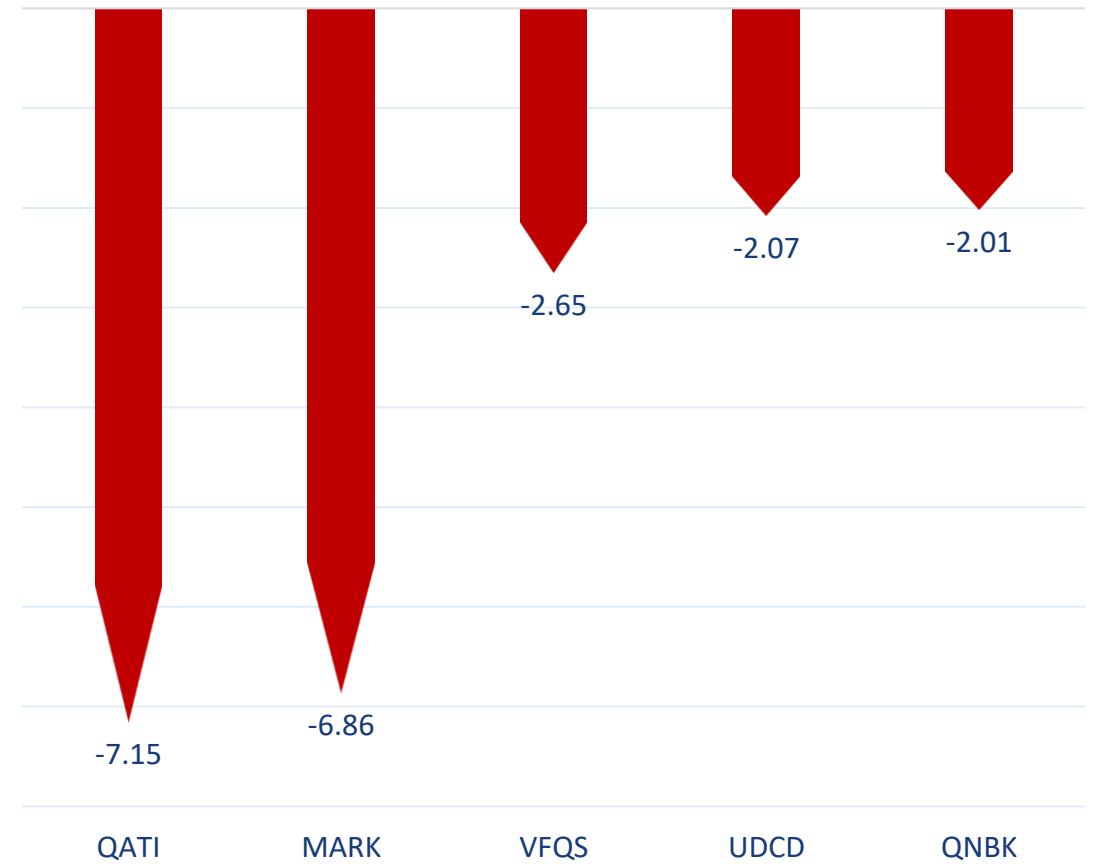


Top 5 Companies bought (net) by **Foreigners** over the last week



In million shares

Top 5 Companies sold (net) by **Foreigners** over the last week



In million shares



The figures represent a change in the number of shares.

Daily Change: The net change between 7th and 4th of January trading sessions

Change for the last 5 sessions: The total daily net change for the last 5 sessions.


Change for the last 10 sessions: The total daily net change for the last 10 sessions.

Change for the last 20 sessions: The total daily net change for the last 20 sessions.

DISCLAIMER:

The information contained was obtained from various public sources believed to be reliable, but we do not guarantee its accuracy. Wasata Financial Securities makes no representations or warranties (express or implied) regarding the data and information provided and Wasata Financial Securities does not represent that the information content of this document is complete, or free from any error, not misleading, or fit for any particular purpose. This report document provides general information only. Neither the information nor any opinion expressed constitutes an offer or an invitation to make an offer, to buy or sell any securities or other investment products related to such securities or investments.

This report document contained is subject to change without prior notice. Wasata assumes no responsibility to update the information in this report document.



Prepared by Financial Advisory Department


وساطة
WASATA
للأوراق المالية
FINANCIAL SECURITIES

+974 44498880

ramzi.qasmieh@Wasata.qa