



## Daily Report for Ownership Changes

4<sup>th</sup> of January 2024 Session

									4-Jan			
Company	Qatari				GCC				Foreigners			
	Daily Chg.	Last 5 Sessions Chg.	Last 10 Sessions Chg.	Last 20 Sessions Chg.	Daily Chg.	Last 5 Sessions Chg.	Last 10 Sessions Chg.	Last 20 Sessions Chg.	Daily Chg.	Last 5 Sessions Chg.	Last 10 Sessions Chg.	Last 20 Sessions Chg.
QNBK	-133,030	4,871,823	16,100,744	18,819,504	4,650	-498,952	-499,352	-148,111	128,380	-4,372,871	-15,601,392	-18,671,393
QIBK	194,580	791,564	542,933	-1,503,266	244	9,379	-25,321	-76,234	-194,824	-800,943	-517,612	1,579,500
CBQK	93,639	-1,347,713	-3,870,522	-5,642,892	0	-35,000	-135,591	-132,991	-93,639	1,382,713	4,006,113	5,775,883
DHBK	-726,754	-91,603	1,040,388	-1,486,748	-21,000	-50,000	-34,906	-64,028	747,754	141,603	-1,005,482	1,550,776
ABQK	5,052	5,141	5,141	-459	0	0	0	0	-5,052	-5,141	-5,141	459
QIK	-54,357	-64,625	-560,771	-1,117,626	-10,000	797	-15,110	-15,110	64,357	63,828	575,881	1,132,736
MARK	1,050,936	2,852,671	137,898	30,874,150	32,824	186,712	322,940	17,610	-1,083,760	-3,039,383	-460,838	-30,894,101
DUBK	126,312	32,548	-1,338,563	-2,579,927	0	0	188,602	183,540	-126,312	-32,548	1,149,961	2,396,387
QFBQ	-938,090	1,022,511	238,045	-1,735,376	24,543	-303,453	-341,385	-362,223	913,547	-719,058	103,340	2,097,599
NLCS	-460,632	3,763,874	2,653,172	-167,543	0	-412,785	-359,013	-129,743	460,632	-3,351,089	-2,294,159	297,286
DBIS	5,153	-245,553	-480,656	-481,122	-40,674	-49,454	-71,880	-48,899	35,521	295,007	552,536	530,021
QOIS	44,013	353,744	389,702	138,201	-6,000	109,363	-105,383	-158,405	-38,013	-463,107	-284,319	20,204
IHGS	88,264	50,696	-4,754	190,553	-14,000	-29,100	0	-39,703	-74,264	-21,596	4,754	-150,850
ZHCD	-100	-174	-224	212	0	0	0	0	100	174	224	-212
QGMD	-34	-1,008,641	-1,016,654	-1,071,076	10,612	-13,595	-41,151	10,419	-10,578	1,022,236	1,057,805	1,060,657
SIIS	1,668,177	933,933	1,071,799	1,238,009	-388,291	-543,012	-3,395	31,800	-1,279,886	-390,921	-1,068,404	-1,269,809
BLDN	-404,175	-153,827	-502,688	-705,681	0	-57,956	-90,000	-104,110	404,175	211,783	592,688	809,791
MCGS	47,814	313,991	375,248	346,579	0	-36,295	0	0	-47,814	-277,696	-375,248	-346,579
QCFS	0	770	-6,590	-6,590	0	0	0	0	0	-770	6,590	6,590
QFLS	17,646	348,711	805,127	1,108,277	0	-161,599	-160,349	-160,340	-17,646	-187,112	-644,778	-947,937
WDAM	30,476	-6,437	-119,270	-276,529	0	-3,677	55	55	-30,476	10,114	119,215	276,474
MCCS	-34,962	380,046	308,381	864,594	0	0	-10,250	-10,250	34,962	-380,046	-298,131	-854,344
MERS	46,649	56,356	79,695	102,447	-8,769	0	-7	-7	-37,880	-56,356	-79,688	-102,440
MEZA	-11,822	-964,157	-1,878,636	-2,692,858	0	-7,785	-12,968	-5,968	11,822	971,942	1,891,604	2,698,826
QIMD	27,555	-298,185	-268,185	-261,428	0	0	0	0	-27,555	298,185	268,185	261,428

									4-Jan			
Company	Qatari				GCC				Foreigners			
	Daily Chg.	Last 5 Sessions Chg.	Last 10 Sessions Chg.	Last 20 Sessions Chg.	Daily Chg.	Last 5 Sessions Chg.	Last 10 Sessions Chg.	Last 20 Sessions Chg.	Daily Chg.	Last 5 Sessions Chg.	Last 10 Sessions Chg.	Last 20 Sessions Chg.
QNCD	14,700	97,568	115,593	437,453	0	150,000	150,625	131,165	-14,700	-247,568	-266,218	-568,618
IQCD	175,529	240,545	1,753,953	2,252,612	-960	50,000	128,325	146,362	-174,569	-290,545	-1,882,278	-2,398,974
QIGD	-126,234	-461,364	-716,468	-591,031	0	0	0	0	126,234	461,364	716,468	591,031
QEWS	-37,000	-627,911	-1,226,195	-1,506,123	0	-6,000	28,250	65,960	37,000	633,911	1,197,945	1,440,163
AHCS	163,339	1,063,906	1,009,875	1,071,688	0	-11,500	-11,500	-11,500	-163,339	-1,052,406	-998,375	-1,060,188
GISS	-706,870	185,098	-65,722	3,244,983	-10,000	-15,198	-230,000	-124,444	716,870	-169,900	295,722	-3,120,539
MPHC	-5,023,710	-31,384,730	-32,129,678	-32,071,609	88,305	-327,138	-206,503	-216,916	4,935,405	31,711,868	32,336,181	32,288,525
IGRD	-145,695	24,573	175,201	960,148	50,435	65,588	66,007	-435,332	95,260	-90,161	-241,208	-524,816
QAMC	45,755	-11,160,887	-23,494,389	-34,505,397	0	-91,824	-323,732	-1,522,611	-45,755	11,252,711	23,818,121	36,028,008
QATI	-11,221	7,561,961	8,079,130	10,097,964	11,000	3,000	11,750	-3,250	221	-7,564,961	-8,090,880	-10,094,714
DOHI	-5,249	-65,059	7,374	-132,953	78,096	78,096	78,096	76,252	-72,847	-13,037	-85,470	56,701
QGRI	0	-10,649	-69,311	-19,576	0	-175,030	-175,030	-225,030	0	185,679	244,341	244,606
AKHI	-47,284	160,213	-27,855	-34,126	17,685	5,000	29,747	-14,994	29,599	-165,213	-1,892	49,120
QISI	-3,689	69,846	80,207	48,799	0	0	0	0	3,689	-69,846	-80,207	-48,799
BEMA	0	906	5,656	1,698	0	0	0	0	0	-906	-5,656	-1,698
QLMI	93,000	680,241	1,371,057	2,120,257	0	0	0	61,000	-93,000	-680,241	-1,371,057	-2,181,257
UDCD	842,666	1,455,505	2,397,873	5,658,237	-113,567	29,900	212,909	144,836	-729,099	-1,485,405	-2,610,782	-5,803,073
BRES	54,987	-2,710,238	-5,403,644	-7,502,547	0	0	7,670	7,670	-54,987	2,710,238	5,395,974	7,494,877
ERES	-921,329	266,017	2,024,697	-518,213	312,394	285,973	367,973	570,558	608,935	-551,990	-2,392,670	-52,345
MRDS	-1,378,571	-2,824,966	-3,615,400	-4,963,875	-8,508	237,916	113,257	40,937	1,387,079	2,587,050	3,502,143	4,922,938
ORDS	198,830	894,231	2,050,650	1,998,020	50,000	67,117	-207,683	-358,270	-248,830	-961,348	-1,842,967	-1,639,750
VFQS	1,437,986	5,209,979	5,655,327	4,330,049	0	-610,706	-601,487	-587,487	-1,437,986	-4,599,273	-5,053,840	-3,742,562
QNNS	105,706	110,326	-817,498	-9,128,309	-3,000	-6,100	-1,618	3,039	-102,706	-104,226	819,116	9,125,270
GWCS	-1,067,367	-1,947,058	-2,125,306	-2,091,066	0	15,300	-4,700	15,300	1,067,367	1,931,758	2,130,006	2,075,766
QGTS	618,236	-6,308,729	-15,190,818	-1,498,672	0	-1,099	-158,820	-840,729	-618,236	6,309,828	15,349,638	2,339,401

## Insider Traders for the last Week

Company	Bought	Sold	Net
MARK	1,719,901	1,007,672	712,229
VFQS	205,971	0	205,971
GISS	200,000	0	200,000
MERS	117,575	0	117,575
QNNS	85,546	0	85,546
QNCD	58,580	0	58,580
IQCD	20,000	0	20,000
SIIS	20,000	0	20,000
QAMC	7,100	0	7,100
QIIK	0	259	-259
MHAR	0	5,000	-5,000
QEWS	0	12,278	-12,278
MPHC	5,580	17,941	-12,361
BRES	0	140,000	-140,000
MCGS	0	461,186	-461,186
QGTS	0	1,130,586	-1,130,586

## Trading values by nationality for the last Week

Nationality	Purchasing Value	Selling Value	Difference
Qataris	1,850.46	1,802.20	48.26
GCC	95.64	249.85	-154.21
Arab	253.00	246.26	6.75
Foreigners	508.90	409.70	99.20
Total	2,708.01	2,708.01	0.00

In million QAR

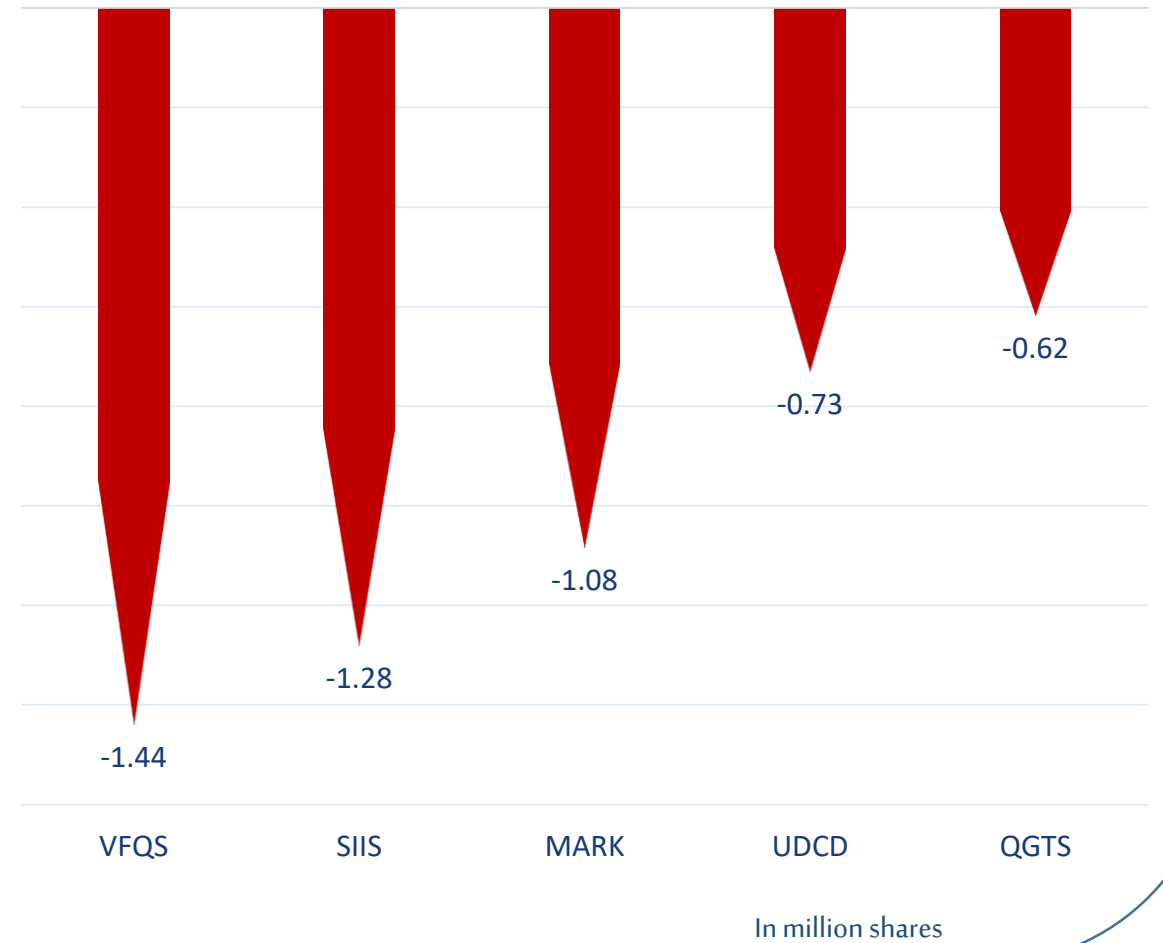
## Trading by nationality for the last Week

Nationality	Buy %	Sell %	Net
Qataris	68.33%	66.55%	1.78%
GCC	3.53%	9.23%	-5.69%
Arab	9.34%	9.09%	0.25%
Foreigners	24.58%	21.95%	3.66%

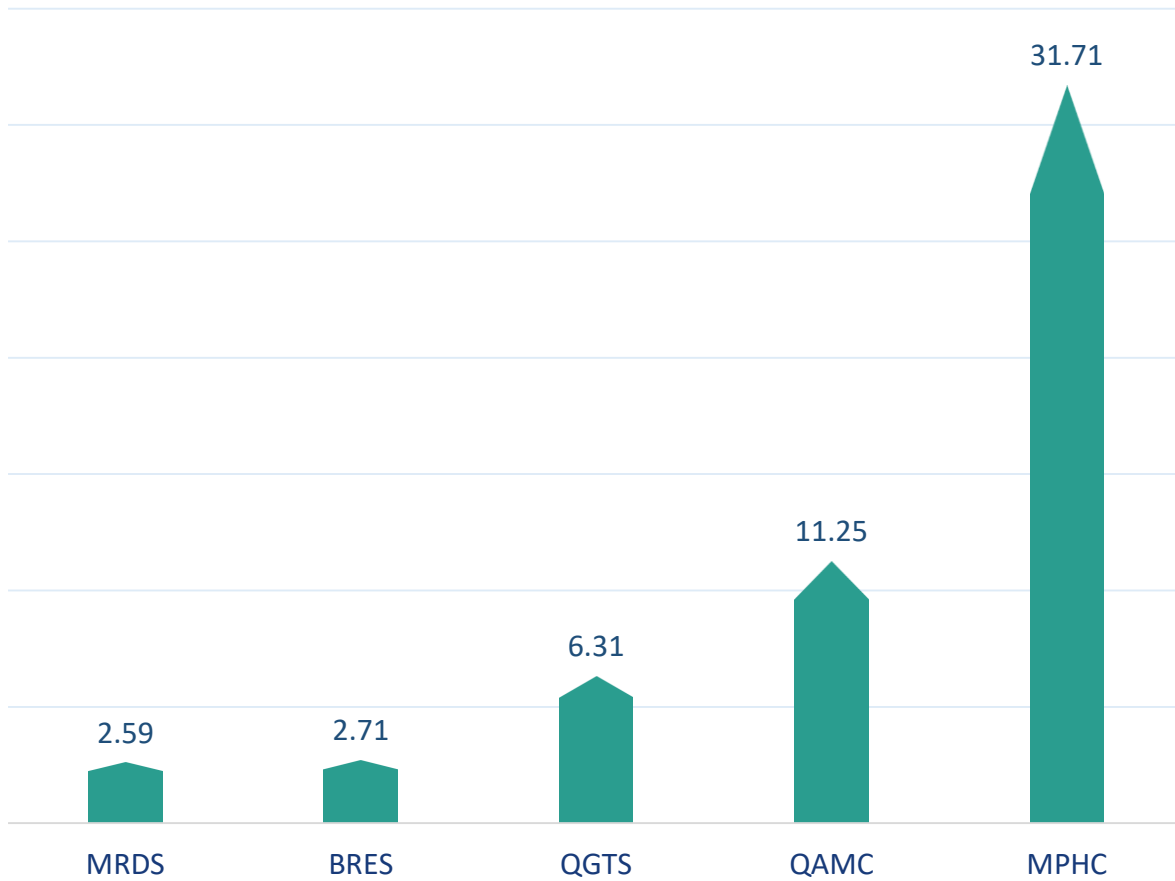
Top 5 Companies bought (net) by **Foreigners** in the last session



Top 5 Companies sold (net) by **Foreigners** in the last session

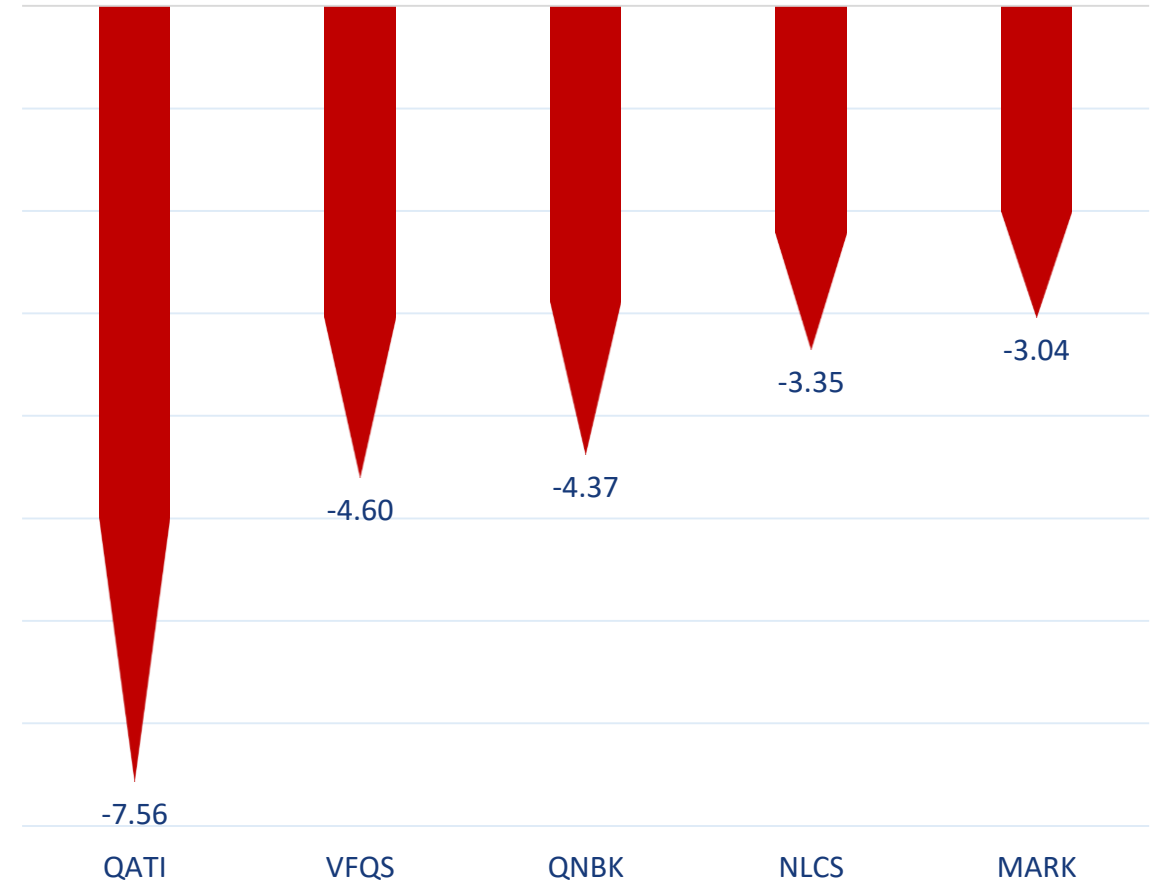


Top 5 Companies bought (net) by **Foreigners** over the last week



In million shares

Top 5 Companies sold (net) by **Foreigners** over the last week



In million shares





The figures represent a change in the number of shares.

Daily Change: The net change between 4<sup>th</sup> and 3<sup>rd</sup> of January trading sessions

Change for the last 5 sessions: The total daily net change for the last 5 sessions.


Change for the last 10 sessions: The total daily net change for the last 10 sessions.

Change for the last 20 sessions: The total daily net change for the last 20 sessions.

## **DISCLAIMER:**

The information contained was obtained from various public sources believed to be reliable, but we do not guarantee its accuracy. Wasata Financial Securities makes no representations or warranties (express or implied) regarding the data and information provided and Wasata Financial Securities does not represent that the information content of this document is complete, or free from any error, not misleading, or fit for any particular purpose. This report document provides general information only. Neither the information nor any opinion expressed constitutes an offer or an invitation to make an offer, to buy or sell any securities or other investment products related to such securities or investments.

This report document contained is subject to change without prior notice. Wasata assumes no responsibility to update the information in this report document.



Prepared by Financial Advisory Department

  
للأوراق المالية  
FINANCIAL SECURITIES

+974 44498880

[ramzi.qasmieh@Wasata.qa](mailto:ramzi.qasmieh@Wasata.qa)