



Daily Report for Ownership Changes

25th of January 2024 Session

Company									25-Jan			
	Qatari				GCC				Foreigners			
	Daily Chg.	Last 5 Sessions Chg.	Last 10 Sessions Chg.	Last 20 Sessions Chg.	Daily Chg.	Last 5 Sessions Chg.	Last 10 Sessions Chg.	Last 20 Sessions Chg.	Daily Chg.	Last 5 Sessions Chg.	Last 10 Sessions Chg.	Last 20 Sessions Chg.
QNBK	382,956	1,589,878	-7,876,893	-3,795,494	2,500	-9,000	14,000	-480,452	-385,456	-1,580,878	7,862,893	4,275,946
QIBK	109,973	-323,129	-6,543,416	-5,802,604	0	-31,536	30,600	18,669	-109,973	354,665	6,512,816	5,783,935
CBQK	370,029	-709,546	-15,583,370	-13,212,232	0	-13,000	15,433	215,433	-370,029	722,546	15,567,937	12,996,799
DHBK	-3,182,398	-7,659,797	-6,228,130	-7,262,554	-14,000	-14,000	-12,302	-57,302	3,196,398	7,673,797	6,240,432	7,319,856
ABQK	7,510	-4,090	-12,037	-9,526	0	0	-914	0	-7,510	4,090	12,951	9,526
QIKK	-168,216	191,882	217,430	40,750	-2,000	-15,500	-81,251	-89,454	170,216	-176,382	-136,179	48,704
MARK	2,555,370	6,627,081	9,653,318	15,556,624	-26,881	-103,263	-270,185	-1,599,862	-2,528,489	-6,523,818	-9,383,133	-13,956,762
DUBK	-31,130	-1,176,229	-2,986,695	-3,178,697	10,898	39,573	49,941	49,901	20,232	1,136,656	2,936,754	3,128,796
QFBQ	-197,416	1,381,260	2,013,633	2,327,576	0	0	-409,700	-353,900	197,416	-1,381,260	-1,603,933	-1,973,676
NLCS	1,257,695	4,089,060	4,939,669	9,469,994	-640	-17,053	-83,018	-514,209	-1,257,055	-4,072,007	-4,856,651	-8,955,785
DBIS	-53,305	-194,582	454,691	490,424	0	-43,900	-21,080	-92,894	53,305	238,482	-433,611	-397,530
QOIS	1,313	-108,560	665,877	1,322,589	0	0	0	109,363	-1,313	108,560	-665,877	-1,431,952
IHGS	-22,682	40,786	-90,744	-178,017	0	-920	4,080	-19,910	22,682	-39,866	86,664	197,927
ZHCD	-554	548	704	-1,579	0	-300	-2,200	-2,200	554	-248	1,496	3,779
QGMD	178,608	-332,035	-1,969,602	-2,777,911	-51,500	-68,919	-13,629	-1,070	-127,108	400,954	1,983,231	2,778,981
SIIS	850,785	-823,398	-387,287	-781,146	-9,903	113,252	-80,899	-267,806	-840,882	710,146	468,186	1,048,952
BLDN	20,020	-1,319,068	-656,655	-1,821,377	8,387	8,387	99,498	94,792	-28,407	1,310,681	557,157	1,726,585
MCGS	-52,223	301,972	901,348	1,885,733	0	36,715	62,915	86,293	52,223	-338,687	-964,263	-1,972,026
QCFS	0	0	0	0	0	0	0	0	0	0	0	0
QFLS	68,369	1,461,497	2,901,449	3,140,101	0	21,287	22,494	-139,745	-68,369	-1,482,784	-2,923,943	-3,000,356
WDAM	25,663	-360,353	7,271	254,104	0	93,167	93,167	97,167	-25,663	267,186	-100,438	-351,271
MCCS	71,143	76,202	125,935	621,510	0	0	0	0	-71,143	-76,202	-125,935	-621,510
MERS	-9,872	4,682	46,716	419,578	0	500	750	1,019	9,872	-5,182	-47,466	-420,597
MEZA	-85,886	-156,546	-33,996	-791,623	0	4,649	4,649	-3,136	85,886	151,897	29,347	794,759
QIMD	-15,252	-386,417	-484,611	-869,266	0	324	324	324	15,252	386,093	484,287	868,942

Company									25-Jan			
	Qatari				GCC				Foreigners			
	Daily Chg.	Last 5 Sessions Chg.	Last 10 Sessions Chg.	Last 20 Sessions Chg.	Daily Chg.	Last 5 Sessions Chg.	Last 10 Sessions Chg.	Last 20 Sessions Chg.	Daily Chg.	Last 5 Sessions Chg.	Last 10 Sessions Chg.	Last 20 Sessions Chg.
QNCD	251,779	-1,132,470	-1,053,335	-1,091,018	-96,000	-95,650	-92,133	55,855	-155,779	1,228,120	1,145,468	1,035,163
IQCD	-120,797	2,140,327	-2,083,192	-818,068	35,000	92,328	107,681	168,894	85,797	-2,232,655	1,975,511	649,174
QIGD	155,471	-100,523	-640,551	-1,137,538	20,000	-4,347	-40,000	20,298	-175,471	104,870	680,551	1,117,240
QEWS	-111,061	235,540	-2,245,632	-2,537,461	0	0	0	12,540	111,061	-235,540	2,245,632	2,524,921
AHCS	36,293	416,178	287,326	4,333,698	0	0	-30,000	-41,500	-36,293	-416,178	-257,326	-4,292,198
GISS	-525,297	-2,301,890	-6,806,317	-8,104,369	0	100,408	-94,395	-61,016	525,297	2,201,482	6,900,712	8,165,385
MPHC	-4,805,871	-14,066,711	-16,955,228	-45,561,671	40,955	113,727	236,572	281,395	4,764,916	13,952,984	16,718,656	45,280,276
IGRD	-1,807,679	-3,985,072	-4,586,316	-2,204,654	1,500	19,400	-25,031	34,788	1,806,179	3,965,672	4,611,347	2,169,866
QAMC	-585,913	-10,986,012	-8,858,726	9,259,161	-111,926	2,443	-123,082	-79,694	697,839	10,983,569	8,981,808	-9,179,467
QATI	536,994	1,493,763	-8,513,406	-1,597,394	0	72,251	487,000	520,000	-536,994	-1,566,014	8,026,406	1,077,394
DOHI	61,683	80,247	98,319	-72,854	0	16,498	24,624	214,043	-61,683	-96,745	-122,943	-141,189
QGRI	0	4,191	38,462	284,439	0	25,604	-72,792	-565,247	0	-29,795	34,330	280,808
AKHI	-63,587	-88,157	-167,290	-191,653	0	0	0	13,305	63,587	88,157	167,290	178,348
QISI	-2,800	70,351	3,787	85,007	0	0	0	0	2,800	-70,351	-3,787	-85,007
BEMA	0	-59,627	-101,810	-86,857	0	0	0	0	0	59,627	101,810	86,857
QLMI	2,612	160,560	128,846	832,365	0	0	100,600	100,600	-2,612	-160,560	-229,446	-932,965
UDCD	200,671	-1,588,226	-13,621,381	-12,179,897	4,000	253,339	470,242	638,151	-204,671	1,334,887	13,151,139	11,541,746
BRES	-518,688	-1,125,644	-1,705,871	-2,408,152	0	0	-255	285	518,688	1,125,644	1,706,126	2,407,867
ERES	-32,768	-2,465,308	-1,144,389	-5,348,166	0	-77,192	-237,671	-107,404	32,768	2,542,500	1,382,060	5,455,570
MRDS	454,624	437,077	1,596,482	-2,176,044	-120,241	-32,149	-273,411	186,881	-334,383	-404,928	-1,323,071	1,989,163
ORDS	24,703	-626,004	-7,353,070	-4,803,192	-10,000	-60,766	-325,369	-177,517	-14,703	686,770	7,678,439	4,980,709
VFQS	-142,513	-1,964,576	-3,797,884	-1,288,687	0	-64,610	-95,610	-635,945	142,513	2,029,186	3,893,494	1,924,632
QNNS	160,291	-109,505	-4,772,393	-10,489,996	0	0	0	-3,000	-160,291	109,505	4,772,393	10,492,996
GWCS	-254,911	-3,126,526	-3,255,047	-5,835,476	0	-55,000	-55,000	-40,000	254,911	3,181,526	3,310,047	5,875,476
QGTS	420,815	-6,104,749	-5,098,721	-12,490,901	-4,530	-140,111	-790,440	-552,033	-416,285	6,244,860	5,889,161	13,042,934

Insider Traders for the last Week

Company	Bought	Sold	Net
QNCD	1,378,086	0	1,378,086
QATI	110,883	0	110,883
BLDN	42,400	0	42,400
QFLS	24,023	0	24,023
ZHCD	12,579	0	12,579
MPHC	0	24,490	-24,490
IQCD	136,392	190,107	-53,715
MHAR	0	100,000	-100,000
MARK	90,000	994,363	-904,363

Trading values by nationality for the last Week

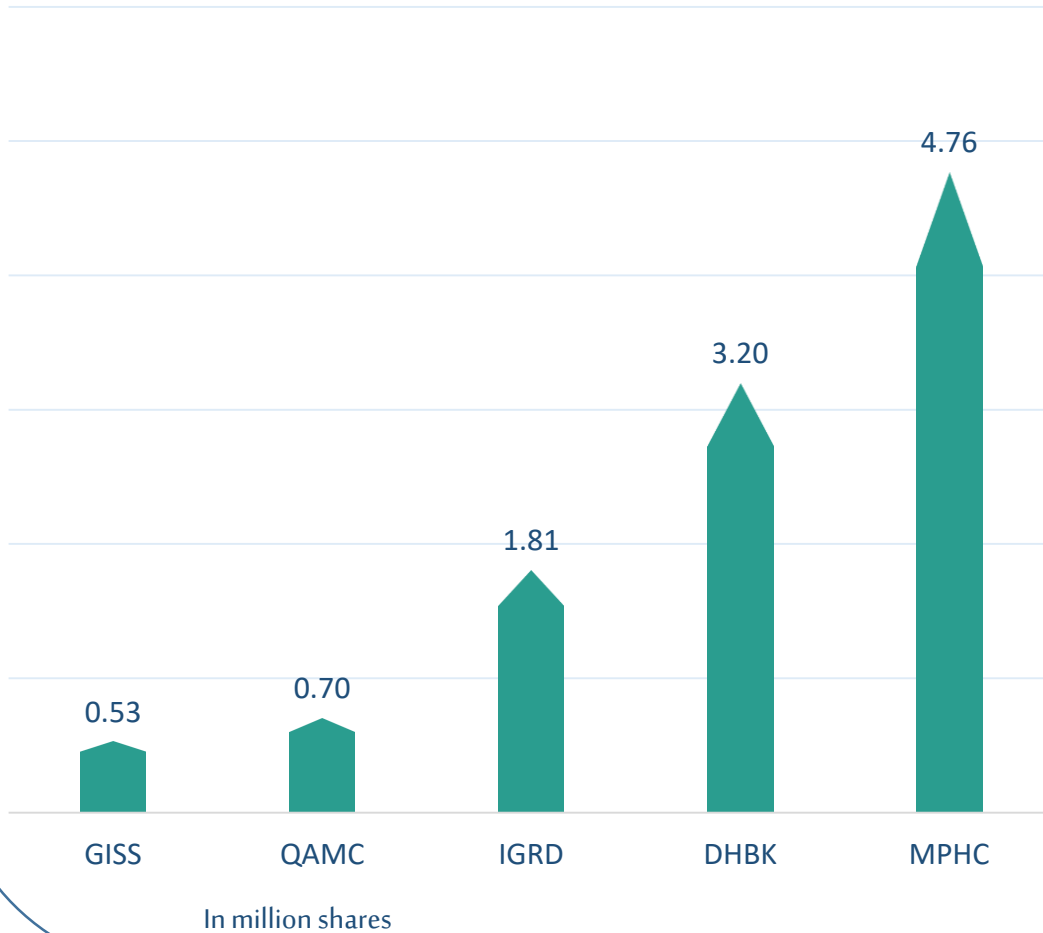
Nationality	Purchasing Value	Selling Value	Difference
Qataris	2,325.81	2,359.91	-34.10
GCC	79.18	124.37	-45.19
Arab	191.10	202.66	-11.55
Foreigners	603.05	512.20	90.84
Total	3,199.13	3,199.13	0.00

In million QAR

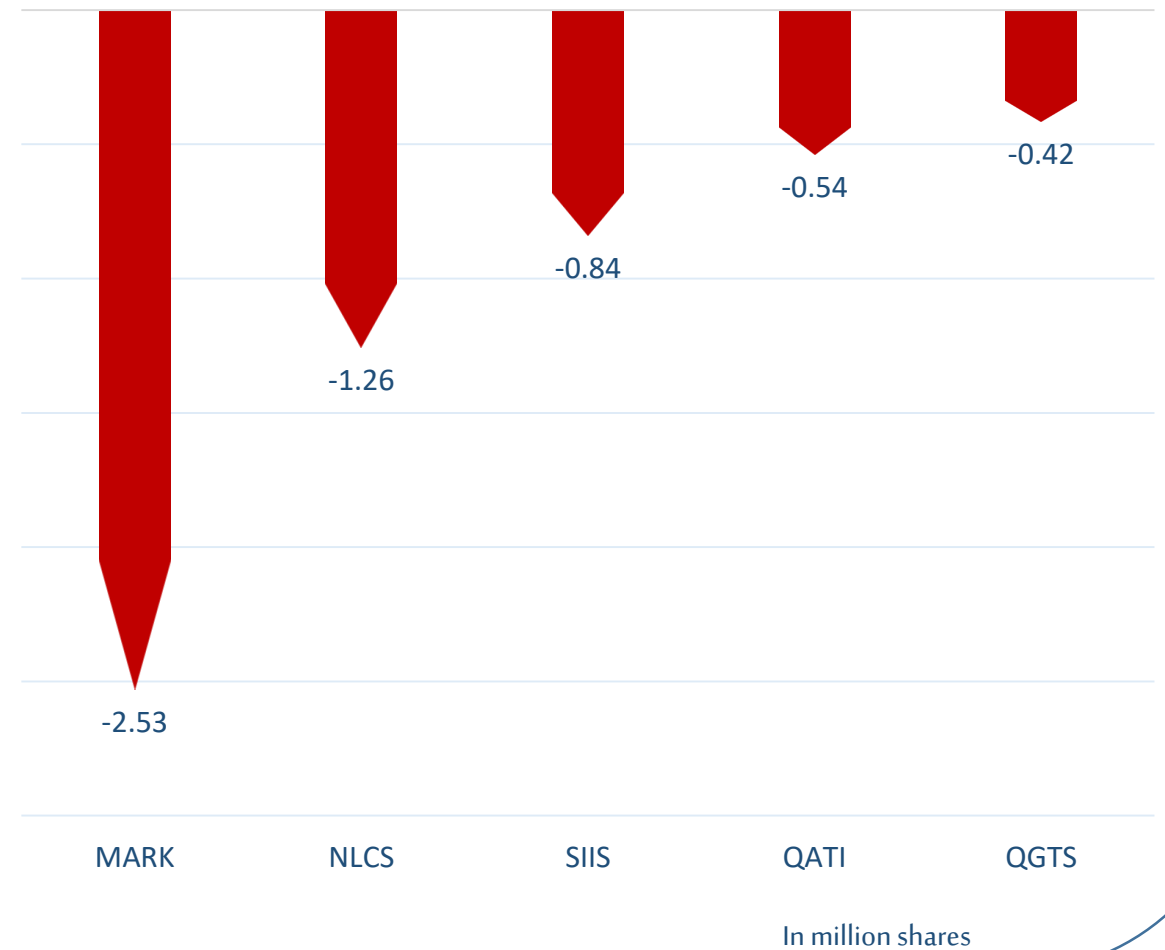
Trading by nationality for the last Week

Nationality	Buy %	Sell %	Net
Qataris	72.70%	73.77%	-1.07%
GCC	2.48%	3.89%	-1.41%
Arab	5.97%	6.34%	-0.36%
Foreigners	24.58%	21.95%	2.84%

Top 5 Companies bought (net) by **Foreigners** in the last session



Top 5 Companies sold (net) by **Foreigners** in the last session

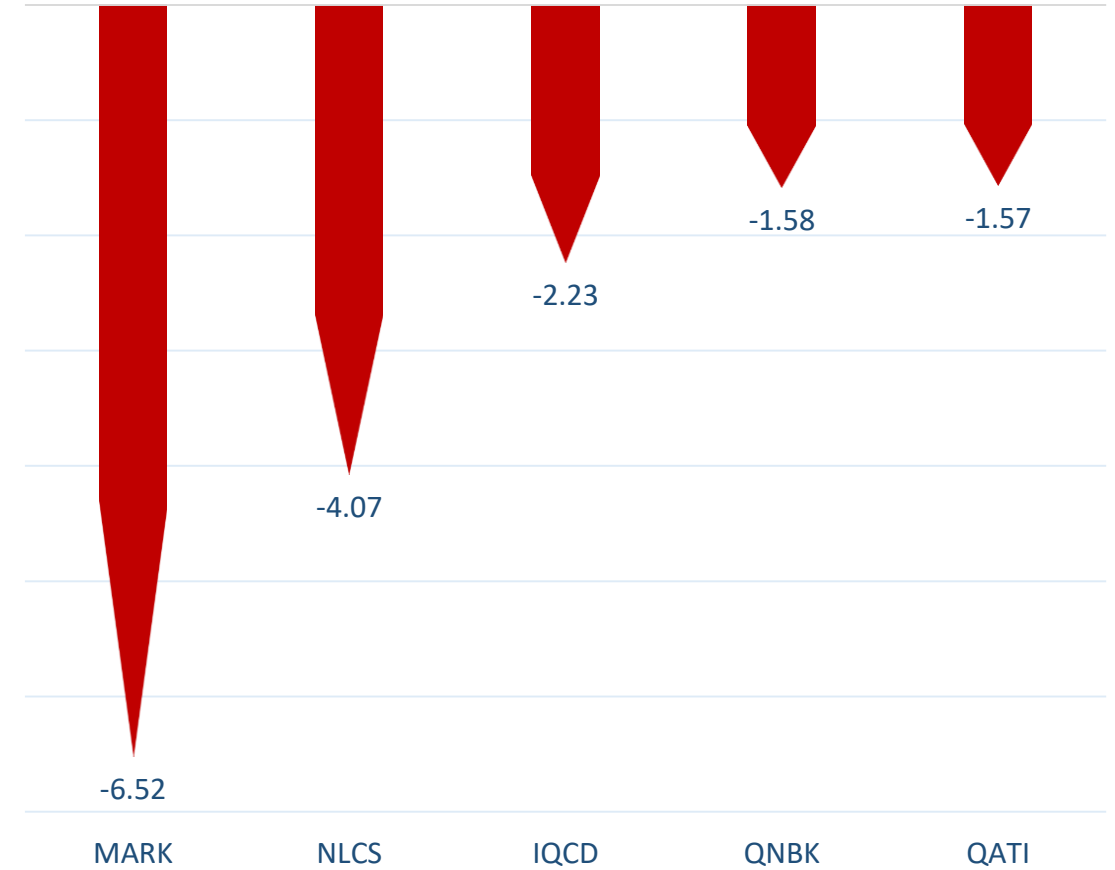


Top 5 Companies bought (net) by **Foreigners** over the last week



In million shares

Top 5 Companies sold (net) by **Foreigners** over the last week



In million shares



The figures represent a change in the number of shares.

Daily Change: The net change between 25th and 24th of January trading sessions

Change for the last 5 sessions: The total daily net change for the last 5 sessions.

Change for the last 10 sessions: The total daily net change for the last 10 sessions.

Change for the last 20 sessions: The total daily net change for the last 20 sessions.

DISCLAIMER:

The information contained was obtained from various public sources believed to be reliable, but we do not guarantee its accuracy. Wasata Financial Securities makes no representations or warranties (express or implied) regarding the data and information provided and Wasata Financial Securities does not represent that the information content of this document is complete, or free from any error, not misleading, or fit for any particular purpose. This report document provides general information only. Neither the information nor any opinion expressed constitutes an offer or an invitation to make an offer, to buy or sell any securities or other investment products related to such securities or investments.

This report document contained is subject to change without prior notice. Wasata assumes no responsibility to update the information in this report document.



Prepared by Financial Advisory Department


وساطة
WASATA
للأوراق المالية
FINANCIAL SECURITIES

+974 44498880

ramzi.qasmieh@Wasata.qa