



Daily Report for Ownership Changes

15th of January 2024 Session

									15-Jan			
Company	Qatari				GCC				Foreigners			
	Daily Chg.	Last 5 Sessions Chg.	Last 10 Sessions Chg.	Last 20 Sessions Chg.	Daily Chg.	Last 5 Sessions Chg.	Last 10 Sessions Chg.	Last 20 Sessions Chg.	Daily Chg.	Last 5 Sessions Chg.	Last 10 Sessions Chg.	Last 20 Sessions Chg.
QNBK	-41,624	1,809,050	2,913,574	18,603,213	0	-130,500	-125,350	-660,981	41,624	-1,678,550	-2,788,224	-17,942,232
QIBK	-62,435	534,264	572,087	-929,359	-9,746	77,450	68,599	-16,994	72,181	-611,714	-640,686	946,353
CBQK	-198,353	1,424,508	3,650,921	-2,918,564	0	0	200,000	64,409	198,353	-1,424,508	-3,850,921	2,854,155
DHBK	-297,784	-213,961	-1,629,017	-753,355	0	0	-30,000	-34,906	297,784	213,961	1,659,017	788,261
ABQK	0	-2,069	3,672	3,672	-914	0	0	0	914	2,069	-3,672	-3,672
QIIK	-118,673	-328,132	-472,834	-1,397,145	-14,695	-18,695	-22,895	-38,805	133,368	346,827	495,729	1,435,950
MARK	-2,258,627	-2,584,061	-942,495	860,749	-78,960	-1,434,453	-1,438,460	-1,256,731	2,337,587	4,018,514	2,380,955	395,982
DUBK	-896,275	-865,142	-1,375,971	-2,361,394	2,300	2,260	2,260	198,571	893,975	862,882	1,373,711	2,162,823
QFBQ	-575,722	-93,164	-74,998	1,734,244	0	116,622	134,422	-195,449	575,722	-23,458	-59,424	-1,538,795
NLCS	146,155	263,819	3,894,340	2,481,611	-55,000	-44,230	-284,233	-260,641	-91,155	-219,589	-3,610,107	-2,220,970
DBIS	51,234	102,921	4,022	-348,625	31,000	28,439	-41,994	-104,419	-82,234	-131,360	37,972	453,044
QOIS	-33,706	371,144	416,438	1,355,446	0	0	109,363	-120,628	33,706	-371,144	-525,801	-1,234,818
IHGS	63,703	-2,427	-212,215	-15,980	5,000	5,000	-9,000	-34,703	-68,703	-2,573	221,215	50,683
ZHCD	1,410	2,141	-6,440	-5,434	0	0	0	0	-1,410	-2,141	6,440	5,434
QGMD	32,325	-348,899	-246,340	-1,070,187	-5,379	4,148	-7,097	-108,089	-26,946	344,751	253,437	1,178,276
SIIS	45,843	474,960	-29,594	-124,751	-44,778	55,248	-310,656	316,275	-1,065	-530,208	340,250	-191,524
BLDN	690,693	224,543	-1,399,592	-1,712,206	0	250	250	-36,750	-690,693	-224,793	1,399,342	1,748,956
MCGS	65,795	853,585	1,274,088	1,547,987	0	38,858	79,578	79,578	-65,795	-892,443	-1,353,666	-1,627,565
QCFS	0	0	0	-6,590	0	0	0	0	0	0	0	6,590
QFLS	17,252	-34,389	295,800	1,359,230	0	0	5,400	-160,989	-17,252	34,389	-301,200	-1,198,241
WDAM	166,926	267,572	440,937	771,331	0	0	-6,000	-35,945	-166,926	-267,572	-434,937	-735,386
MCCS	-2,679	124,189	358,301	774,380	0	0	0	-10,250	2,679	-124,189	-358,301	-764,130
MERS	-10,936	218,691	357,433	368,588	0	-4,981	19	12	10,936	-213,710	-357,452	-368,600
MEZA	-18,290	-54,287	-586,273	-2,271,849	0	0	12,269	-12,968	18,290	54,287	574,004	2,284,817
QIMD	-80,000	-198,816	-309,649	-484,349	0	0	0	0	80,000	198,816	309,649	484,349

									15-Jan			
Company	Qatari				GCC				Foreigners			
	Daily Chg.	Last 5 Sessions Chg.	Last 10 Sessions Chg.	Last 20 Sessions Chg.	Daily Chg.	Last 5 Sessions Chg.	Last 10 Sessions Chg.	Last 20 Sessions Chg.	Daily Chg.	Last 5 Sessions Chg.	Last 10 Sessions Chg.	Last 20 Sessions Chg.
QNCD	-22,028	-303,999	-162,134	-80,775	0	0	147,988	148,613	22,028	303,999	14,146	-67,838
IQCD	717,283	1,458,562	2,096,478	2,864,393	0	6,094	47,857	154,321	-717,283	-1,464,656	-2,144,335	-3,018,714
QIGD	-450,435	-546,873	-1,022,992	-1,696,261	-60,000	-59,702	298	298	510,435	606,575	1,022,694	1,695,963
QEWS	186,627	244,560	249,689	-1,200,057	0	0	7,540	51,040	-186,627	-244,560	-257,229	1,149,017
AHCS	-93,034	-213,844	3,621,270	4,247,378	-30,000	-30,000	-41,500	-41,500	123,034	243,844	-3,579,770	-4,205,878
GISS	-2,095,757	-4,383,695	-3,900,439	-6,192,537	-353,203	-249,326	-259,426	-479,820	2,448,960	4,633,021	4,159,865	6,672,357
MPHC	1,447,339	-2,075,852	-27,648,706	-35,169,742	39,715	59,857	-56,635	-330,653	-1,487,054	2,015,995	27,705,341	35,500,395
IGRD	38,914	2,512,222	2,199,991	2,722,525	0	-50,000	435	-21,481	-38,914	-2,462,222	-2,200,426	-2,701,044
QAMC	-762,650	18,760,320	20,294,841	-11,034,617	-14,500	21,418	65,792	-258,940	777,150	-18,781,738	-20,360,633	11,293,557
QATI	1,050,667	826,802	7,907,292	9,062,196	5,000	5,000	38,000	16,750	-1,055,667	-831,802	-7,945,292	-9,078,946
DOHI	0	31,023	-96,046	-220,112	0	-32,419	157,000	157,000	0	1,396	-60,954	63,112
QGRI	0	204,101	286,148	198,933	800	-221,393	-482,080	-562,723	-800	17,292	195,932	363,790
AKHI	-59,980	-20,009	-85,881	221,218	0	0	42,711	5,356	59,980	20,009	43,170	-226,574
QISI	-44,280	-24,849	32,251	46,077	0	0	0	0	44,280	24,849	-32,251	-46,077
BEMA	0	12,212	14,047	14,871	0	0	0	0	0	-12,212	-14,047	-14,871
QLMI	-165,971	94,310	264,270	2,125,611	100,600	100,600	100,600	161,600	65,371	-194,910	-364,870	-2,287,211
UDCD	-245,395	637,295	1,132,332	3,147,942	-19,055	-221,638	167,888	-47,091	264,450	-415,657	-1,300,220	-3,100,851
BRES	369,733	733,526	341,655	-7,128,628	45,500	45,785	45,785	53,455	-415,233	-779,311	-387,440	7,075,173
ERES	-71,741	-1,803,413	-3,992,997	-3,714,386	-34,129	29,871	42,025	400,808	105,870	1,773,542	3,950,972	3,313,578
MRDS	626,984	1,246,525	-1,470,261	-5,890,752	-8,076	-166,908	452,216	335,001	-618,908	-1,079,617	1,018,045	5,555,751
ORDS	167,575	1,764,847	2,914,967	3,617,092	-285,880	-235,880	-46,700	-484,936	118,305	-1,528,967	-2,868,267	-3,132,156
VFQS	-261,585	-1,454,529	-442,565	3,502,936	0	1,625	-355,205	-527,916	261,585	1,452,904	797,770	-2,975,020
QNNS	-140,777	-5,691,326	-6,723,691	-8,786,055	0	0	-3,000	-3	140,777	5,691,326	6,726,691	8,786,058
GWCS	-123,614	-398,242	-2,631,635	-3,006,030	0	0	-300	15,000	123,614	398,242	2,631,935	2,991,030
QGTS	339,662	-3,438,907	-3,057,669	-18,806,519	-125,000	-264,519	-16,819	-143,139	-214,662	3,703,426	3,074,488	18,949,658

Trading values by nationality for the last Session

Nationality	Purchasing Value	Selling Value	Difference
Qataris	324.98	327.69	-2.71
GCC	7.89	13.32	-5.43
Arab	40.45	39.70	0.75
Foreigners	103.19	95.80	7.40
Total	476.51	476.51	0.00

In million QAR

Trading by nationality for the last Session

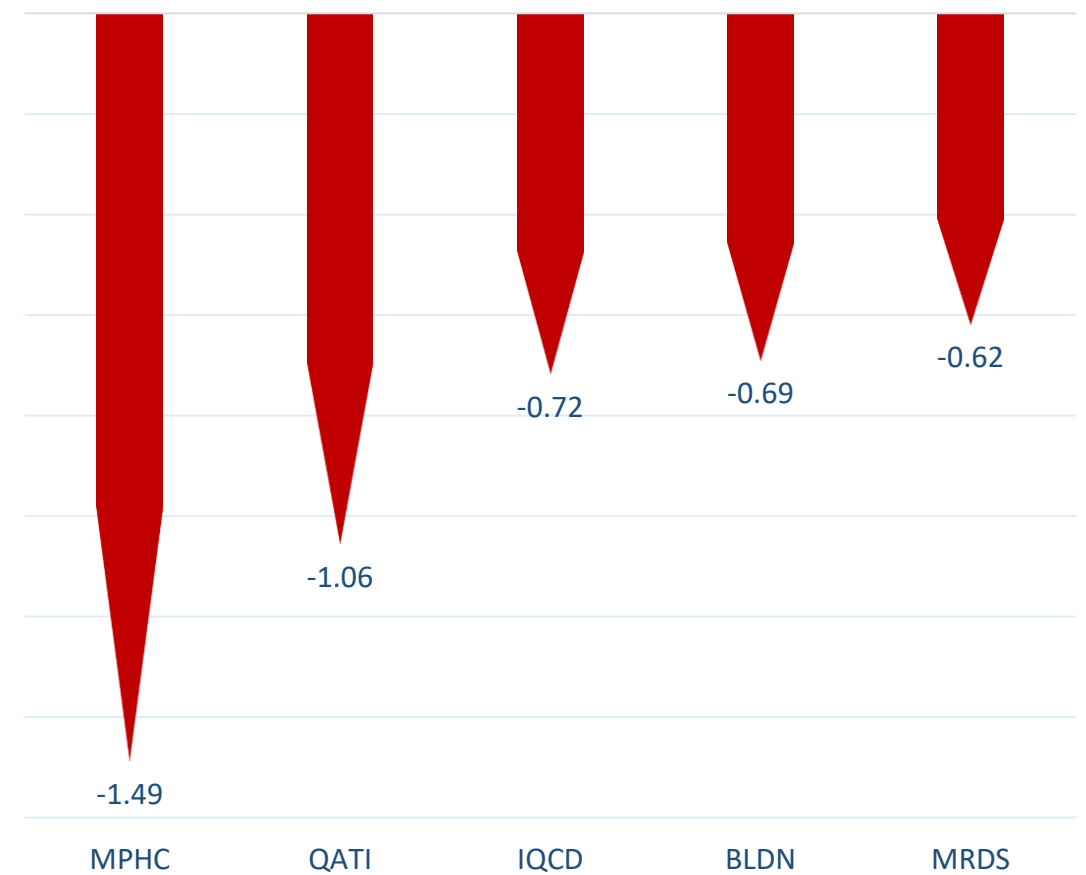
Nationality	Buy %	Sell %	Net
Qataris	68.20%	68.77%	-0.57%
GCC	1.66%	2.80%	-1.14%
Arab	8.49%	8.33%	0.16%
Foreigners	24.58%	21.95%	1.55%

Top 5 Companies bought (net) by **Foreigners** in the last session



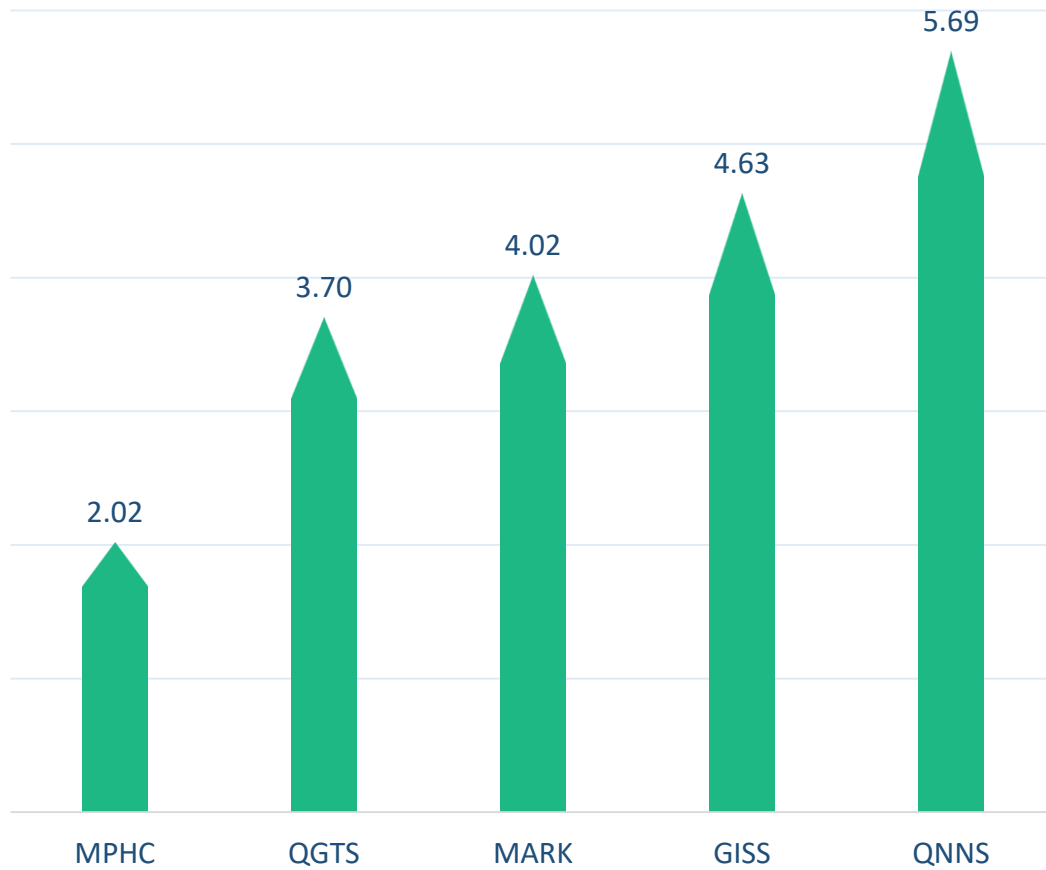
In million shares

Top 5 Companies sold (net) by **Foreigners** in the last session



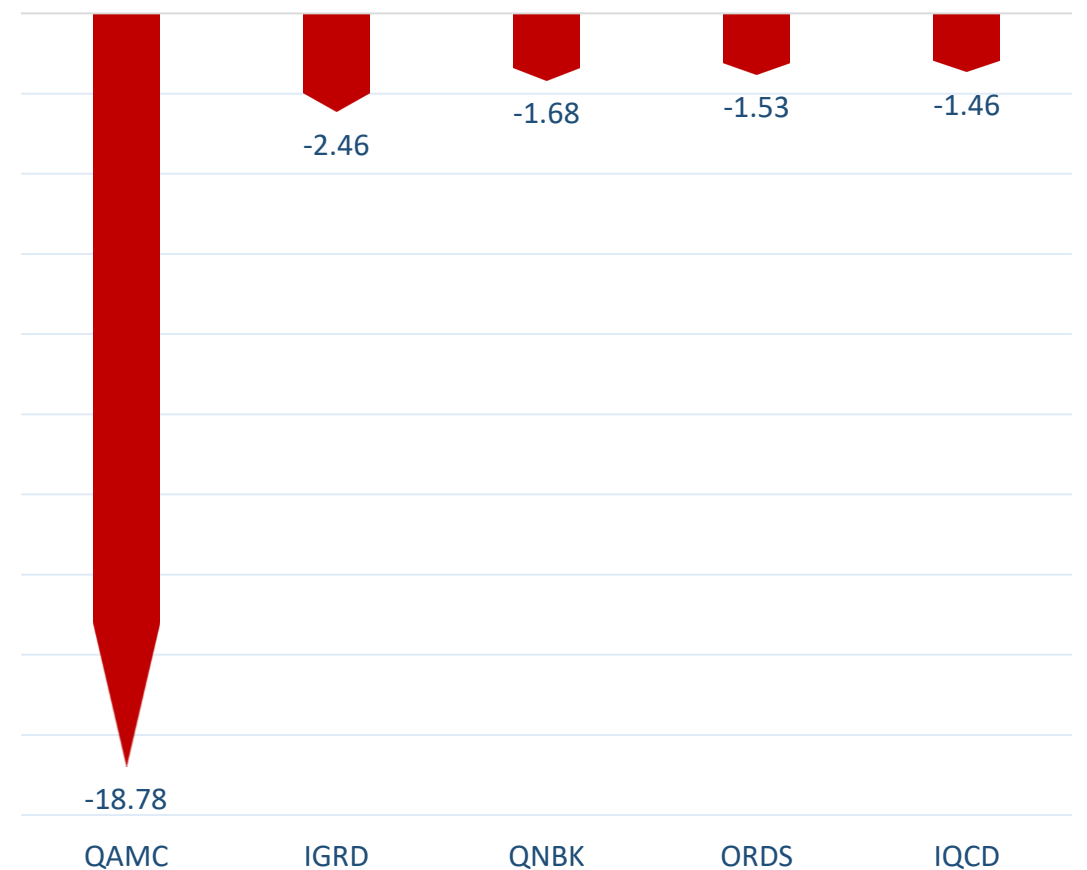
In million shares

Top 5 Companies bought (net) by **Foreigners** over the last 5 Sessions



In million shares

Top 5 Companies sold (net) by **Foreigners** over the last 5 Sessions



In million shares



The figures represent a change in the number of shares.

Daily Change: The net change between 15th and 14th of January trading sessions

Change for the last 5 sessions: The total daily net change for the last 5 sessions.

Change for the last 10 sessions: The total daily net change for the last 10 sessions.

Change for the last 20 sessions: The total daily net change for the last 20 sessions.

DISCLAIMER:

The information contained was obtained from various public sources believed to be reliable, but we do not guarantee its accuracy. Wasata Financial Securities makes no representations or warranties (express or implied) regarding the data and information provided and Wasata Financial Securities does not represent that the information content of this document is complete, or free from any error, not misleading, or fit for any particular purpose. This report document provides general information only. Neither the information nor any opinion expressed constitutes an offer or an invitation to make an offer, to buy or sell any securities or other investment products related to such securities or investments.

This report document contained is subject to change without prior notice. Wasata assumes no responsibility to update the information in this report document.

Prepared by Financial Advisory Department



+974 44498880
ramzi.qasmieh@Wasata.qa