



Daily Report for Ownership Changes

21st of December 2023 Session

Company									21-Dec			
	Qatari				GCC				Foreigners			
	Daily Chg.	Last 5 Sessions Chg.	Last 10 Sessions Chg.	Last 20 Sessions Chg.	Daily Chg.	Last 5 Sessions Chg.	Last 10 Sessions Chg.	Last 20 Sessions Chg.	Daily Chg.	Last 5 Sessions Chg.	Last 10 Sessions Chg.	Last 20 Sessions Chg.
QNBK	336,264	2,261,874	3,055,024	3,476,537	0	-37,358	351,241	350,565	-336,264	-2,224,516	-3,406,265	-3,827,102
QIBK	-41,531	-3,416,907	-2,087,730	-2,828,739	-2,200	-53,013	-53,113	-52,588	43,731	3,469,920	2,140,843	2,881,327
CBQK	-344,533	-1,268,687	-2,116,903	-1,179,532	0	0	2,600	2,600	344,533	1,268,687	2,114,303	1,176,932
DHBK	248,320	-2,017,146	-2,278,816	-9,794,462	15,094	15,094	-14,028	-42,949	-263,414	2,002,052	2,292,844	9,837,411
ABQK	0	-5,600	-5,600	-5,600	0	0	0	0	0	5,600	5,600	5,600
QIIK	-93,788	-585,658	-650,643	-2,034,249	-15,000	-15,000	-15,000	-16,190	108,788	600,658	665,643	2,050,439
MARK	224,330	25,691,432	30,960,582	43,545,480	-87,512	-217,321	-392,842	-5,458,049	-136,818	-25,474,111	-30,570,081	-38,087,431
DUBK	70,249	-3,505,993	-1,171,115	-3,753,784	0	5,286	-5,062	-91,752	-70,249	3,500,707	1,176,177	3,845,536
QFBQ	-97,764	-2,394,994	-2,071,185	-1,681,942	0	89,922	-20,838	-222,116	97,764	2,305,072	2,092,023	1,904,058
NLCS	329,753	-918,349	-2,490,962	-2,569,196	0	116,503	229,270	379,597	-329,753	801,846	2,261,692	2,189,599
DBIS	-409,157	-309,154	-409,623	-253,596	9,344	8,344	32,325	43,575	399,813	300,810	377,298	210,021
QOIS	-226,287	-74,383	-477,788	-470,906	0	-15,245	-53,022	-122,092	226,287	89,628	530,810	592,998
IHGS	-4,069	264,083	191,238	206,671	0	-39,703	-39,703	-12,369	4,069	-224,380	-151,535	-194,302
ZHCD	0	0	436	8,501	0	0	0	0	0	0	-436	-8,501
QGMD	-137,854	-830,527	-192,276	-392,864	66,629	127,918	118,199	-45,025	71,225	702,609	74,077	437,889
SIIS	591,231	1,256,138	757,441	-1,745,014	19,903	5,004	55,098	-35,553	-611,134	-1,261,142	-812,539	1,780,567
BLDN	10,717	-295,469	-192,276	185,940	0	45,507	-14,110	-3,275	-10,717	249,962	206,386	-182,665
MCGS	11,604	-32,232	-17,065	-970,211	0	0	0	0	-11,604	32,232	17,065	970,211
QCFS	0	0	0	0	0	0	0	0	0	0	0	0
QFLS	23,027	540,857	326,177	1,138,191	1,250	1,259	1,259	8,268	-24,277	-542,116	-327,436	-1,146,459
WDAM	-93,746	-221,574	-251,005	222,539	3,732	3,732	3,732	-16,080	90,014	217,842	247,273	-206,459
MCCS	-60,343	363,255	495,870	944,393	0	0	0	1,000	60,343	-363,255	-495,870	-945,393
MERS	919	4,312	23,671	-54,444	0	0	0	278	-919	-4,312	-23,671	54,166
MEZA	-70,821	-335,172	-885,043	-2,660,973	0	0	7,000	9,766	70,821	335,172	878,043	2,651,207
QIMD	0	-42,269	6,757	32,815	0	0	0	0	0	42,269	-6,757	-32,815

									21-Dec			
Company	Qatari				GCC				Foreigners			
	Daily Chg.	Last 5 Sessions Chg.	Last 10 Sessions Chg.	Last 20 Sessions Chg.	Daily Chg.	Last 5 Sessions Chg.	Last 10 Sessions Chg.	Last 20 Sessions Chg.	Daily Chg.	Last 5 Sessions Chg.	Last 10 Sessions Chg.	Last 20 Sessions Chg.
QNCD	38,336	147,042	360,196	711,481	625	-4,715	-18,835	-18,835	-38,961	-142,327	-341,361	-692,646
IQCD	901,057	-1,624,778	1,399,716	3,719,256	3,825	5,570	21,862	52,263	-904,882	1,619,208	-1,421,578	-3,771,519
QIGD	-160,029	-120,948	-34,592	-1,114,862	0	0	0	-2,831	160,029	120,948	34,592	1,117,693
QEWS	69,983	-287,446	-209,945	-92,807	5,250	42,960	42,960	52,960	-75,233	244,486	166,985	39,847
AHCS	400	-158,863	62,213	1,262,649	0	0	0	-60,000	-400	158,863	-62,213	-1,202,649
GISS	336,735	531,322	3,647,440	6,698,096	-101,601	-118,990	3,955	21,955	-235,134	-412,332	-3,651,395	-6,720,051
MPHC	1,406,762	1,394,769	1,464,831	-5,206,989	-7,535	-9,244	-17,948	32,878	-1,399,227	-1,385,525	-1,446,883	5,174,111
IGRD	223,396	682,692	1,008,343	-771,791	-9,628	-37,488	-510,967	-532,238	-213,768	-645,204	-497,376	1,304,029
QAMC	-2,174,320	-14,804,462	-13,185,328	-14,672,542	35,976	29,976	-1,162,903	-1,311,850	2,138,344	14,774,486	14,348,231	15,984,392
QATI	91,801	1,219,095	2,110,635	2,316,771	8,750	3,750	-6,250	13,750	-100,551	-1,222,845	-2,104,385	-2,330,521
DOHI	-26,000	-175,589	-166,327	-40,879	0	-1,844	-1,844	-1,844	26,000	177,433	168,171	42,723
QGRI	0	48,735	49,735	9,688	0	-50,000	-50,000	-50,000	0	1,265	265	40,312
AKHI	-113,299	-50,764	-119,570	-318,960	10,000	-34,741	-34,741	10,000	103,299	85,505	154,311	308,960
QISI	8,464	-17,938	-22,944	73,968	0	0	0	0	-8,464	17,938	22,944	-73,968
BEMA	1,888	-2,070	-2,070	-726	0	0	0	0	-1,888	2,070	2,070	726
QLMI	455,951	1,209,500	1,205,151	5,049,768	0	61,000	61,000	61,000	-455,951	-1,270,500	-1,266,151	-5,110,768
UDCD	557,412	2,440,248	3,817,776	6,481,023	203,009	121,936	134,936	134,936	-760,421	-2,562,184	-3,952,712	-6,615,959
BRES	-5,786	-2,188,144	-2,104,689	-5,086,155	0	0	0	-26	5,786	2,188,144	2,104,689	5,086,181
ERES	-573,186	-1,461,455	-3,116,096	-3,860,425	431,885	709,628	634,470	726,823	141,301	751,827	2,481,626	3,133,602
MRDS	993,892	-400,349	-354,583	-503,930	1,111	-20,126	-71,209	-754,798	-995,003	420,475	425,792	1,258,728
ORDS	687,063	720,758	634,433	-110,692	-5,620	-29,993	-156,207	-169,088	-681,443	-690,765	-478,226	279,780
VFQS	-196,636	-1,154,413	-1,521,914	-2,710,578	9,219	23,219	23,219	23,219	187,417	1,131,194	1,498,695	2,687,359
QNNS	-366,891	-8,124,660	-8,677,702	-9,530,268	3,750	6,448	8,407	7,882	363,141	8,118,212	8,669,295	9,522,386
GWCS	25,161	113,162	59,401	-158,697	-20,000	0	0	-96	-5,161	-113,162	-59,401	158,793
QGT5	-3,720,272	7,828,240	9,971,874	14,721,197	-9,559	133,596	-691,468	-550,248	3,729,831	-7,961,836	-9,280,406	-14,170,949

Insider Traders for the last Week

Company	Bought	Sold	Net
MARK	486,979	0	486,979
QNCD	259,807	0	259,807
IQCD	91,000	0	91,000
ZHCD	6,588	0	6,588
BRES	0	22,639	-22,639
MHAR	0	27,000	-27,000
DHBK	0	100,000	-100,000
QNNS	0	150,000	-150,000
QGTS	0	422,665	-422,665
GISS	0	1,120,273	-1,120,273

Trading values by nationality for the last Week

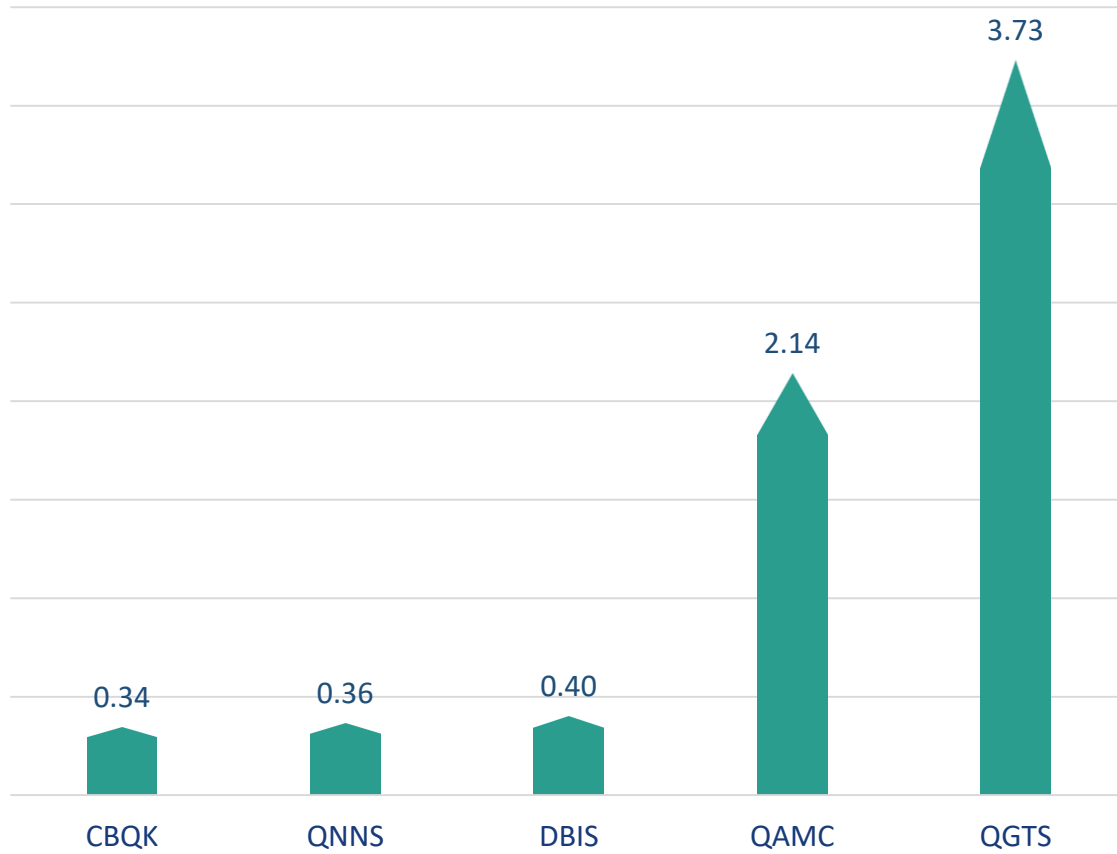
Nationality	Purchasing Value	Selling Value	Difference
Qataris	936.80	998.88	-62.08
GCC	50.74	125.49	-74.75
Arab	136.20	149.76	-13.55
Foreigners	473.36	322.98	150.38
Total	1,597.11	1,597.11	0.00

In million QAR

Trading by nationality for the last Week

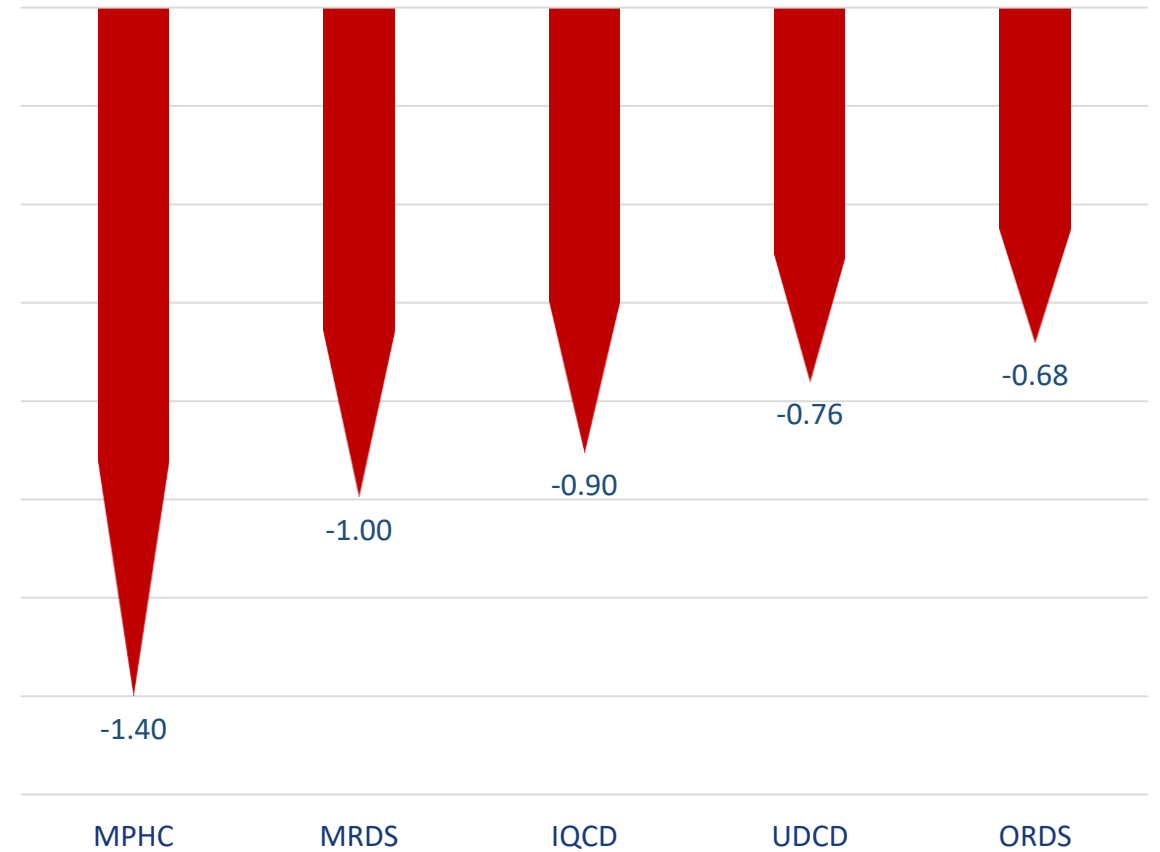
Nationality	Buy %	Sell %	Net
Qataris	58.66%	62.54%	-3.89%
GCC	3.18%	7.86%	-4.68%
Arab	8.53%	9.38%	-0.85%
Foreigners	24.58%	21.95%	9.42%

Top 5 Companies bought (net) by **Foreigners** in the last session



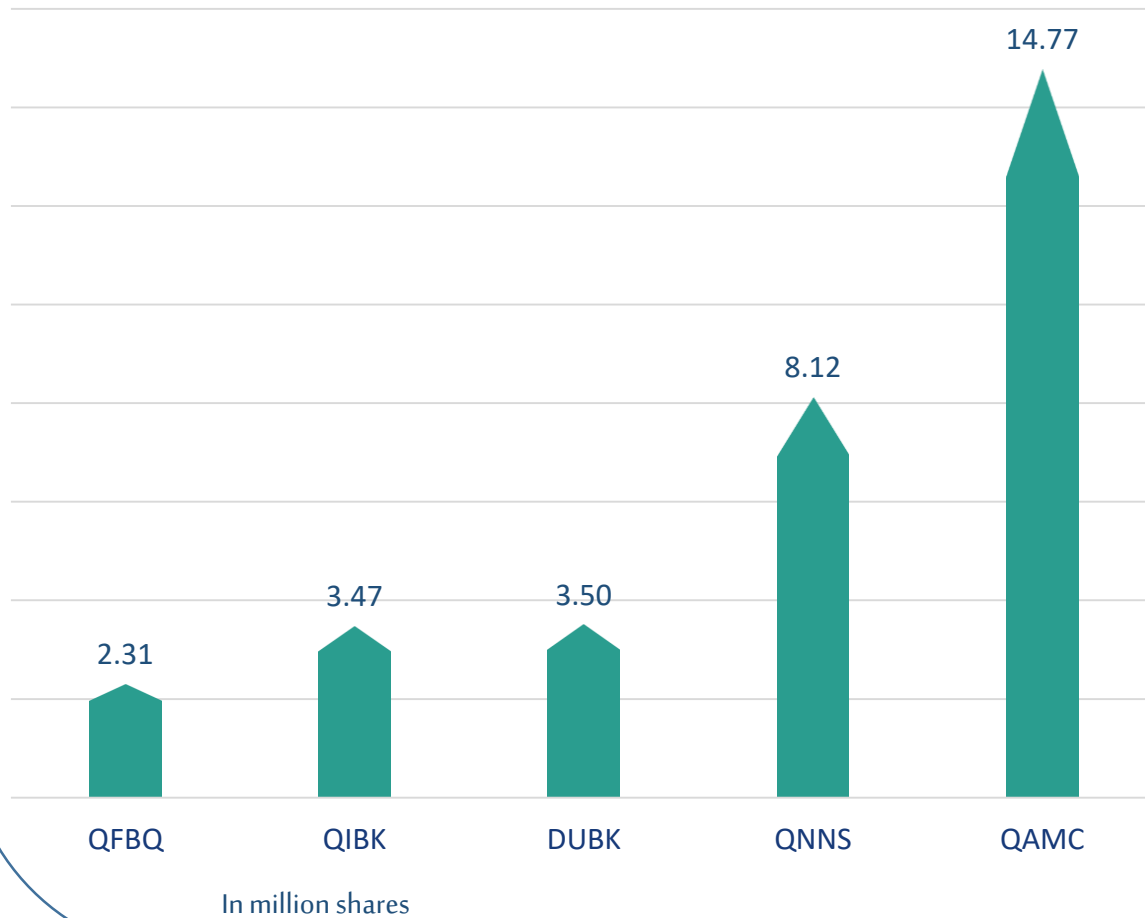
In million shares

Top 5 Companies sold (net) by **Foreigners** in the last session

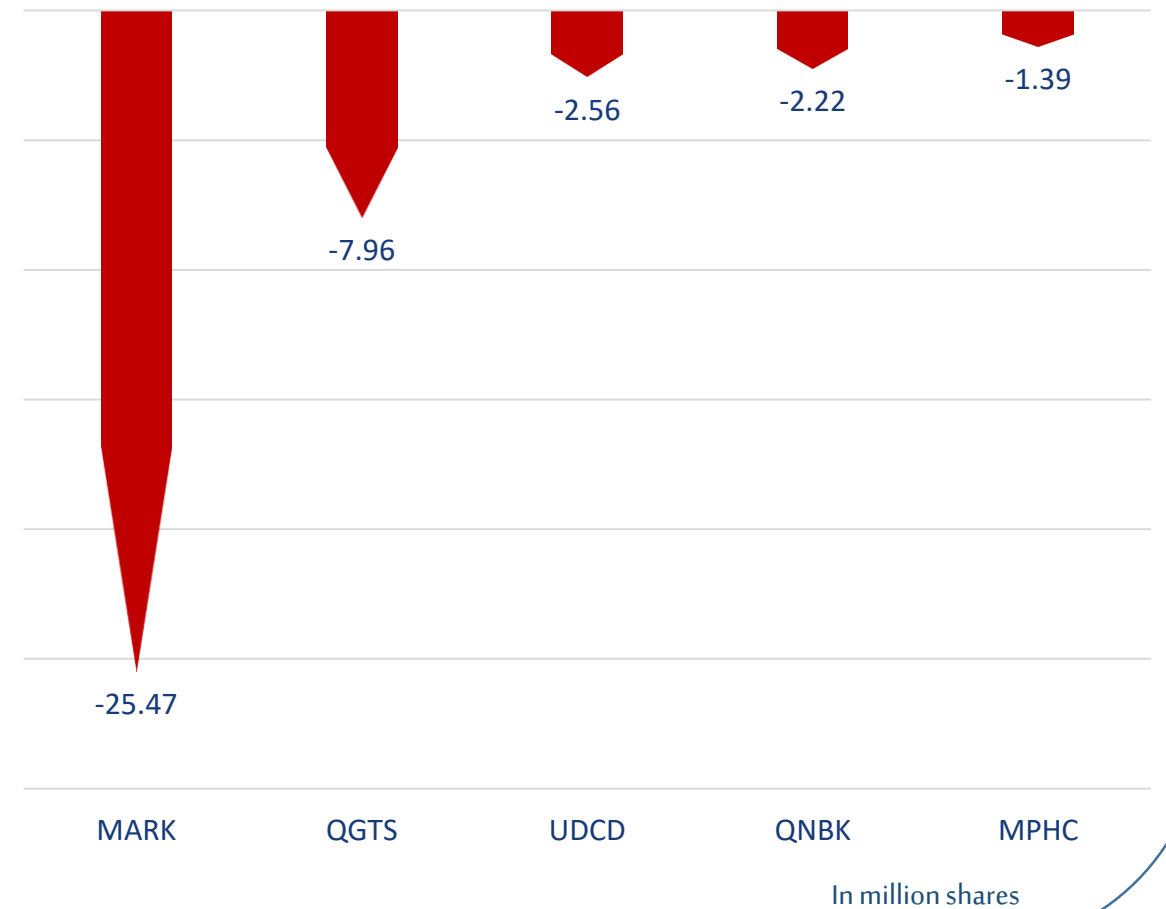


In million shares

Top 5 Companies bought (net) by **Foreigners** over the last week



Top 5 Companies sold (net) by **Foreigners** over the last week





The figures represent a change in the number of shares.

Daily Change: The net change between 21st and 20th of December trading sessions

Change for the last 5 sessions: The total daily net change for the last 5 sessions.


Change for the last 10 sessions: The total daily net change for the last 10 sessions.

Change for the last 20 sessions: The total daily net change for the last 20 sessions.

DISCLAIMER:

The information contained was obtained from various public sources believed to be reliable, but we do not guarantee its accuracy. Wasata Financial Securities makes no representations or warranties (express or implied) regarding the data and information provided and Wasata Financial Securities does not represent that the information content of this document is complete, or free from any error, not misleading, or fit for any particular purpose. This report document provides general information only. Neither the information nor any opinion expressed constitutes an offer or an invitation to make an offer, to buy or sell any securities or other investment products related to such securities or investments.

This report document contained is subject to change without prior notice. Wasata assumes no responsibility to update the information in this report document.



Prepared by Financial Advisory Department


للأوراق المالية
FINANCIAL SECURITIES

+974 44498880

ramzi.qasmieh@Wasata.qa