



Daily Report for Ownership Changes

3rd of November 2023 Session

									3-Dec			
Company	Qatari				GCC				Foreigners			
	Daily Chg.	Last 5 Sessions Chg.	Last 10 Sessions Chg.	Last 20 Sessions Chg.	Daily Chg.	Last 5 Sessions Chg.	Last 10 Sessions Chg.	Last 20 Sessions Chg.	Daily Chg.	Last 5 Sessions Chg.	Last 10 Sessions Chg.	Last 20 Sessions Chg.
QNBK	391,447	-4,068	401,684	-1,246,860	-10,000	-676	49,324	23,412	-381,447	4,744	-451,008	1,223,448
QIBK	-72,760	-829,696	-1,166,774	-2,593,000	0	-292	-462	-23,856	72,760	829,988	1,167,236	2,616,856
CBQK	300,132	1,271,645	678,252	490,075	0	0	0	0	-300,132	-1,271,645	-678,252	-490,075
DHBK	-189,971	-6,855,837	-5,614,742	-8,829,635	0	-28,921	-51,523	-52,970	189,971	6,884,758	5,666,265	8,882,605
ABQK	0	0	0	0	0	0	0	0	0	0	0	0
QIIK	-84,569	-1,237,346	-1,263,839	-1,854,205	-1,140	-1,140	-50	-50	85,709	1,238,486	1,263,889	1,854,255
MARK	1,162,257	4,338,773	18,895,812	38,072,262	-5,640	-5,056,905	-5,037,553	-5,386,412	-1,156,617	718,132	-13,858,259	-32,685,850
DUBK	303,700	-2,381,159	-2,590,780	-7,222,505	-37,252	-38,282	-7,259	83,955	-266,448	2,419,441	2,598,039	7,138,550
QFBQ	218,508	-95,130	-825,184	-1,256,116	0	-87,500	-201,278	9,175	-218,508	182,630	1,026,462	1,246,941
NLCS	-543,550	-839,508	-1,866,468	699,673	54,000	212,311	105,070	-60,430	489,550	627,197	1,761,398	-639,243
DBIS	-1,849	41,946	-175,477	-1,087,367	-1	193	8,504	6,934	1,850	-42,139	166,973	1,080,433
QOIS	41,075	177,616	298,902	880,971	0	-69,070	-69,070	-69,097	-41,075	-108,546	-229,832	-811,874
IHGS	-7,121	30,803	-39,390	-133,290	7,195	19,703	39,703	39,703	-74	-50,506	-313	93,587
ZHCD	-336	2,516	33,165	33,278	0	0	5,414	10,414	336	-2,516	-38,579	-43,692
QGMD	-204,928	15,257	152,262	-942,760	-22,841	-74,203	-72,106	-3,792	227,769	58,946	-80,156	946,552
SIIS	91,979	-1,652,535	-4,036,687	-2,930,983	25,396	-53,403	-77,961	197,446	-117,375	1,705,938	4,114,648	2,733,537
BLDN	228,064	-150,654	308,793	2,101,075	-5,215	30,746	25,923	3,086	-222,849	119,908	-334,716	-2,104,161
MCGS	3,289	-882,521	-762,659	-714,050	0	0	0	0	-3,289	882,521	762,659	714,050
QCFS	0	0	0	24,833	0	0	0	0	0	0	0	-24,833
QFLS	16,578	470,705	947,020	1,434,174	9	9	6,764	-155,557	-16,587	-470,714	-953,784	-1,278,617
WDAM	-31,355	86,263	-66,781	1,330,426	0	-19,812	4,971	-60,668	31,355	-66,451	61,810	-1,269,758
MCCS	-32,782	173,300	144,756	420,771	0	1,000	-10,770	1,561	32,782	-174,300	-133,986	-422,332
MERS	-9,888	-54,209	-11,486	-84,733	0	278	2,326	6,118	9,888	53,931	9,160	78,615
MEZA	-441,680	-1,231,147	-2,651,924	-9,786,238	0	2,766	-14,095	-22,974	441,680	1,228,381	2,666,019	9,809,212
QIMD	-12,476	3,720	3,430	-94,977	0	0	0	-310	12,476	-3,720	-3,430	95,287

									3-Dec			
Company	Qatari				GCC				Foreigners			
	Daily Chg.	Last 5 Sessions Chg.	Last 10 Sessions Chg.	Last 20 Sessions Chg.	Daily Chg.	Last 5 Sessions Chg.	Last 10 Sessions Chg.	Last 20 Sessions Chg.	Daily Chg.	Last 5 Sessions Chg.	Last 10 Sessions Chg.	Last 20 Sessions Chg.
QNCD	87,548	8,185	111,511	167,191	0	0	-2,660	26,782	-87,548	-8,185	-108,851	-193,973
IQCD	-576,211	818,548	1,359,318	-1,043,607	0	17,021	28,401	27,017	576,211	-835,569	-1,387,719	1,016,590
QIGD	-494,020	-880,361	-270,158	459,640	0	-2,831	-2,831	118,218	494,020	883,192	272,989	-577,858
QEWS	21,578	364,300	285,116	-1,037,127	0	10,000	10,000	10,600	-21,578	-374,300	-295,116	1,026,527
AHCS	-2,000	111,110	595,360	1,613,706	0	0	-129,877	-69,877	2,000	-111,110	-465,483	-1,543,829
GISS	-864,554	369,968	4,390,418	4,109,167	0	18,000	26,500	48,091	864,554	-387,968	-4,416,918	-4,157,258
MPHC	-423,321	-4,770,117	-5,458,180	-9,298,716	0	49,825	52,896	88,734	423,321	4,720,292	5,405,284	9,209,982
IGRD	-234,066	452,550	-1,572,525	-756,606	0	729	539,505	270,432	234,066	-453,279	1,033,020	486,174
QAMC	-199,634	-1,062,135	-1,267,557	-3,009,530	0	-102,805	-25,081	-30,969	199,634	1,164,940	1,292,638	3,040,499
QATI	17,053	-2,997	70,848	63,878	-40,000	-20,250	-53,704	-55,303	22,947	23,247	-17,144	-8,575
DOHI	0	134,963	244,074	170,882	0	0	-11,372	-11,372	0	-134,963	-232,702	-159,510
QGRI	0	-41,047	-40,047	-28,385	0	0	0	0	0	41,047	40,047	28,385
AKHI	56,979	146,652	-247,783	177,034	0	0	28,500	28,900	-56,979	-146,652	219,283	-205,934
QISI	8,669	54,968	39,759	21,222	0	0	0	0	-8,669	-54,968	-39,759	-21,222
BEMA	0	2,386	-15,555	-17,244	0	0	0	0	0	-2,386	15,555	17,244
QLMI	0	3,664,510	3,591,119	5,047,266	0	0	0	12,000	0	-3,664,510	-3,591,119	-5,059,266
UDCD	118,161	2,119,434	3,596,299	2,674,713	-6,088	0	-27,500	382,479	-112,073	-2,119,434	-3,568,799	-3,057,192
BRES	-37,586	-2,819,118	-3,804,250	-12,600,414	0	-26	-26	-54,023	37,586	2,819,144	3,804,276	12,654,437
ERES	191,440	-426,887	-398,789	-556,083	0	24,730	35,297	-17,439	-191,440	402,157	363,492	573,522
MRDS	-641,631	-1,344,499	-1,685,057	-10,880,683	-122,209	-719,408	-850,825	409,194	763,840	2,063,907	2,535,882	10,471,489
ORDS	12,744	-151,696	-694,283	-1,377,383	0	2,408	-32,361	-32,265	-12,744	149,288	726,644	1,409,648
VFQS	238,839	-1,231,117	-2,501,844	-5,423,102	0	0	0	-22,075	-238,839	1,231,117	2,501,844	5,445,177
QNNS	-27,115	-537,440	-2,503,520	-2,589,167	0	-525	-43,881	-19,202	27,115	537,965	2,547,401	2,608,369
GWCS	46,244	97,727	105,794	300,222	0	-96	679	679	-46,244	-97,631	-106,473	-300,901
QGTS	1,029,001	3,294,007	7,730,333	15,450,739	-3,590	90,681	147,033	154,406	-1,025,411	-3,384,688	-7,877,366	-15,605,145

Trading values by nationality for the last Session

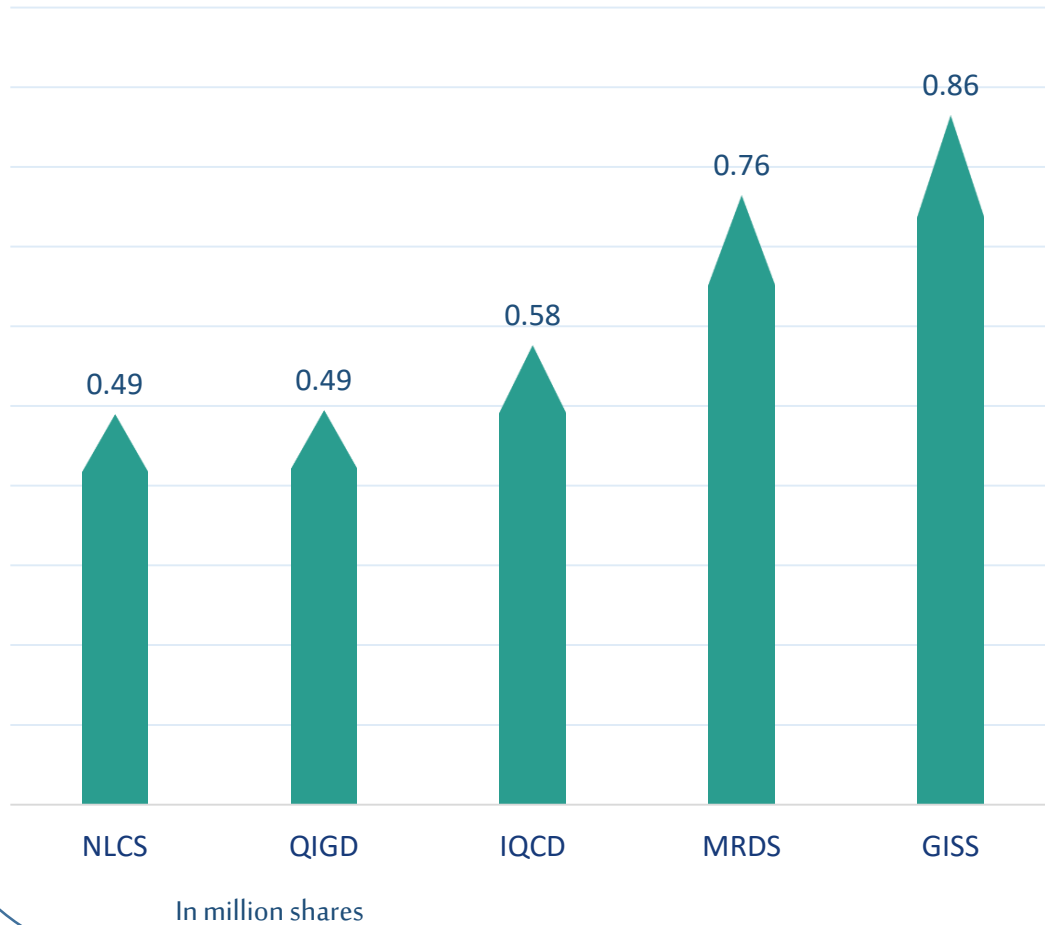
Nationality	Purchasing Value	Selling Value	Difference
Qataris	246.33	245.60	0.73
GCC	6.33	14.82	-8.49
Arab	42.27	38.67	3.60
Foreigners	25.45	21.30	4.16
Total	320.38	320.38	0.00

In million QAR

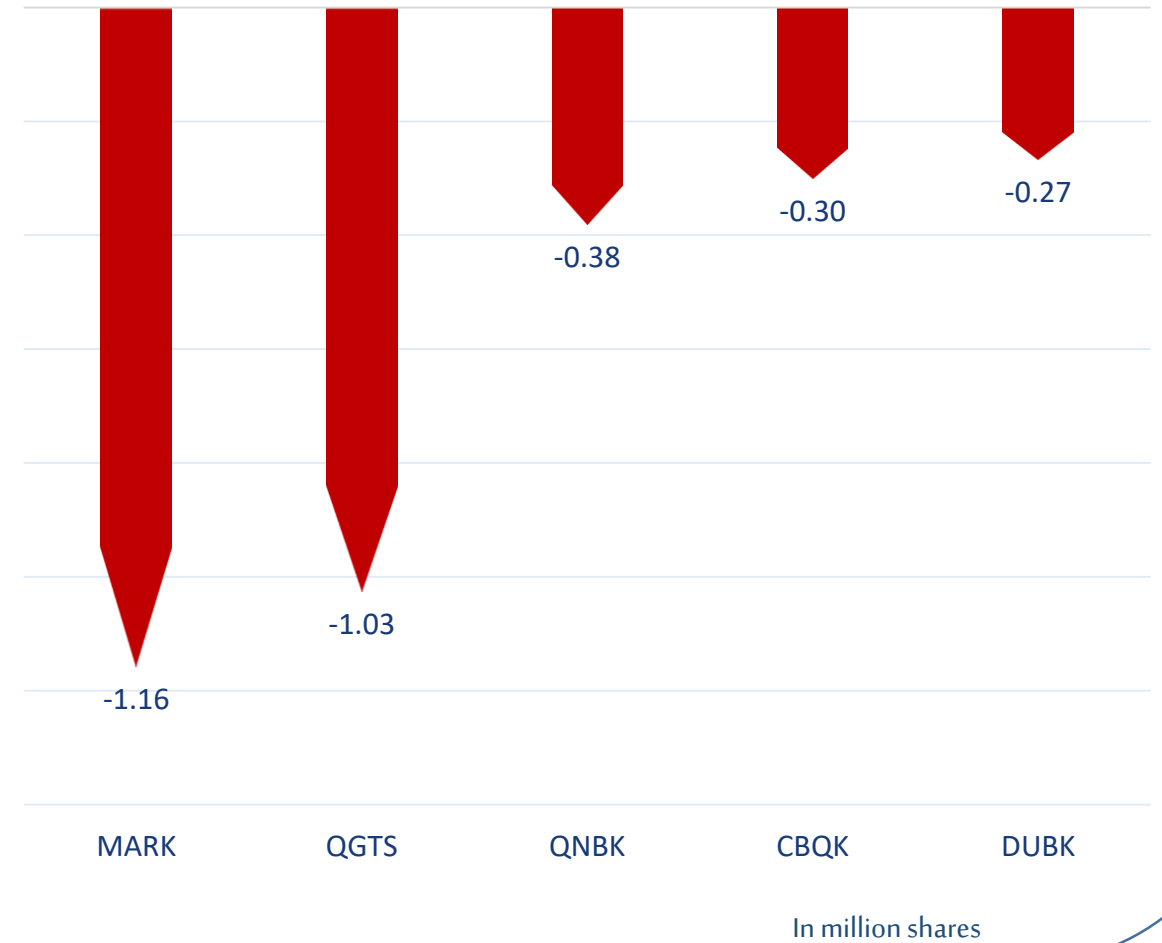
Trading by nationality for the last session

Nationality	Buy %	Sell %	Net
Qataris	76.89%	76.66%	0.23%
GCC	1.98%	4.63%	-2.65%
Arab	13.19%	12.07%	1.12%
Foreigners	24.58%	21.95%	1.30%

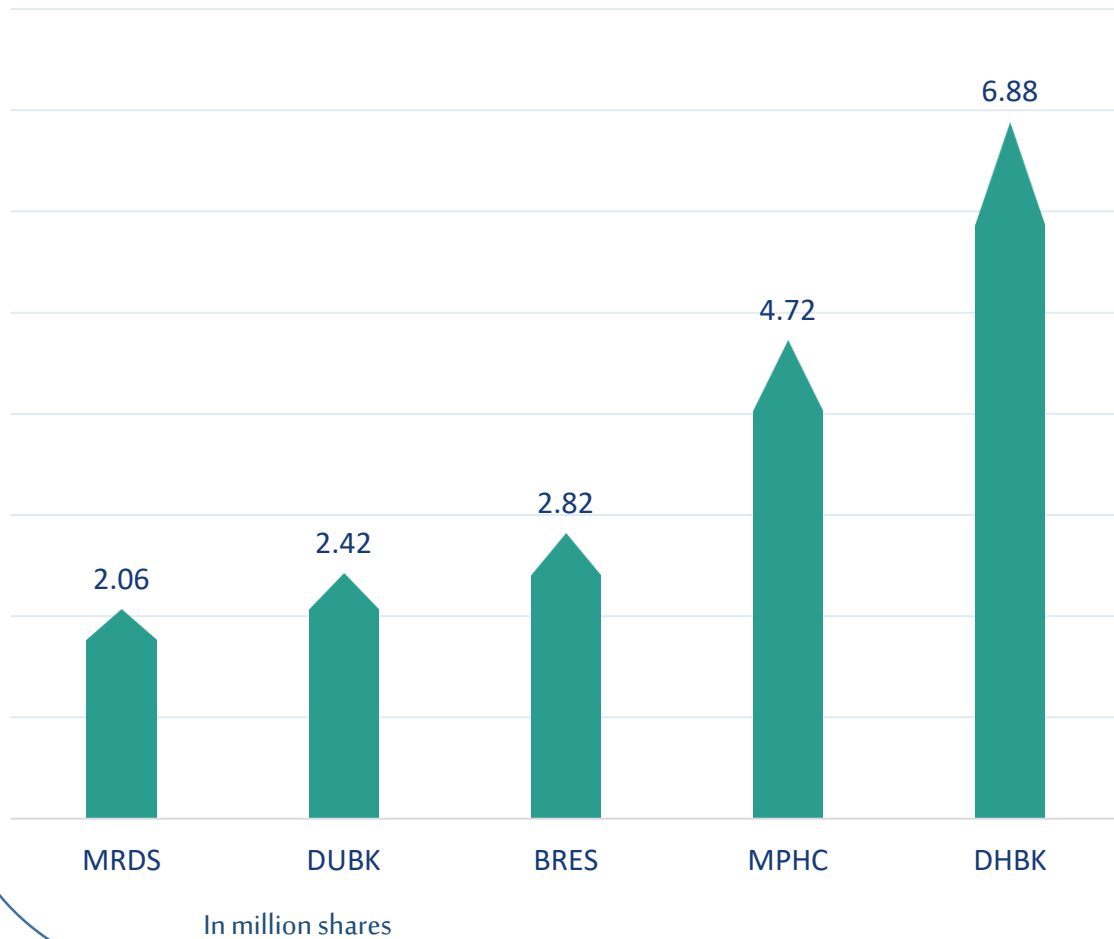
Top 5 Companies bought (net) by **Foreigners** in the last session



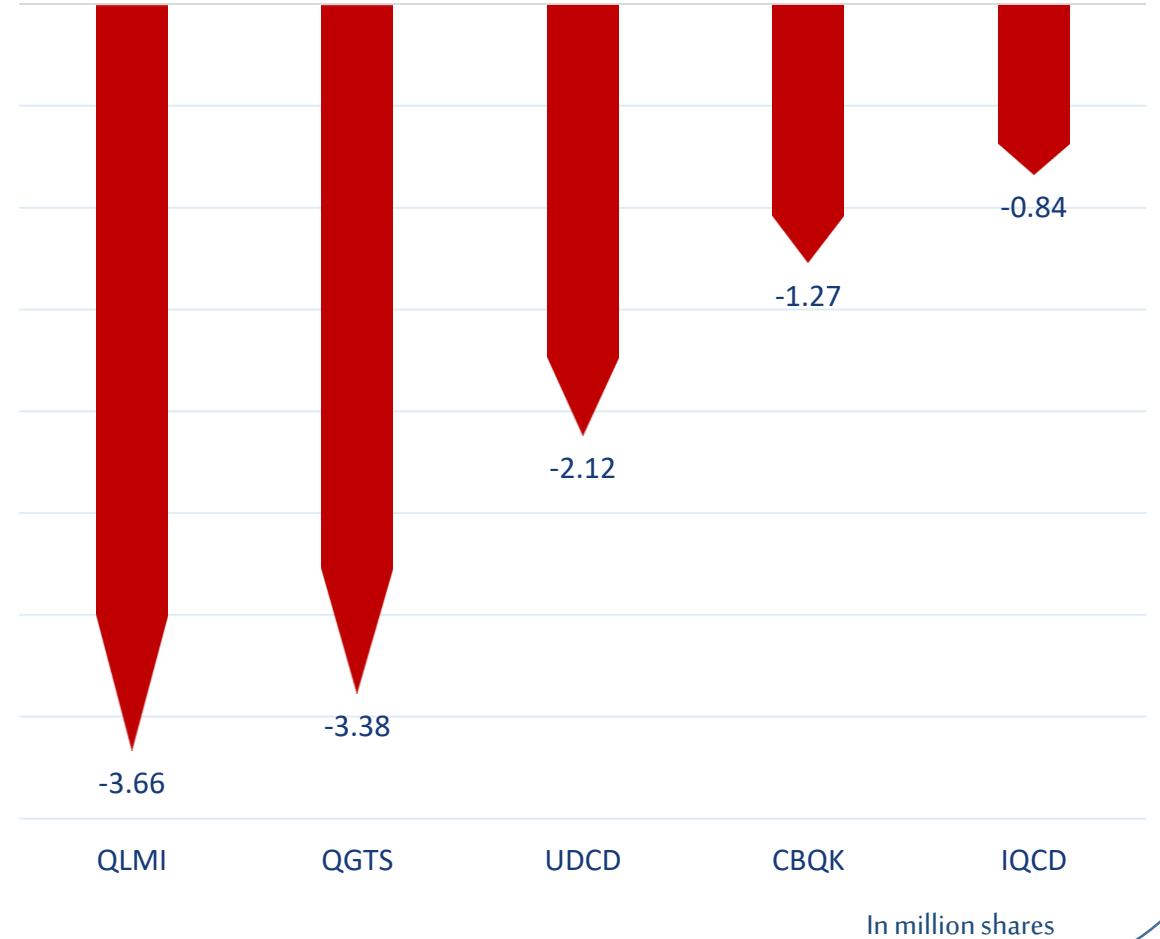
Top 5 Companies sold (net) by **Foreigners** in the last session



Top 5 Companies bought (net) by **Foreigners** over the last 5 Sessions



Top 5 Companies sold (net) by **Foreigners** over the last 5 Sessions





The figures represent a change in the number of shares.

Daily Change: The net change between 3rd of December and 30th of November trading sessions

Change for the last 5 sessions: The total daily net change for the last 5 sessions.

Change for the last 10 sessions: The total daily net change for the last 10 sessions.

Change for the last 20 sessions: The total daily net change for the last 20 sessions.

DISCLAIMER:

The information contained was obtained from various public sources believed to be reliable, but we do not guarantee its accuracy. Wasata Financial Securities makes no representations or warranties (express or implied) regarding the data and information provided and Wasata Financial Securities does not represent that the information content of this document is complete, or free from any error, not misleading, or fit for any particular purpose. This report document provides general information only. Neither the information nor any opinion expressed constitutes an offer or an invitation to make an offer, to buy or sell any securities or other investment products related to such securities or investments.

This report document contained is subject to change without prior notice. Wasata assumes no responsibility to update the information in this report document.



Prepared by Financial Advisory Department


وساطة
WASATA
للأوراق المالية
FINANCIAL SECURITIES

+974 44498880

ramzi.qasmieh@Wasata.qa