



## Daily Report for Ownership Changes

25<sup>th</sup> of December 2023 Session

Company									25-Dec			
	Qatari				GCC				Foreigners			
	Daily Chg.	Last 5 Sessions Chg.	Last 10 Sessions Chg.	Last 20 Sessions Chg.	Daily Chg.	Last 5 Sessions Chg.	Last 10 Sessions Chg.	Last 20 Sessions Chg.	Daily Chg.	Last 5 Sessions Chg.	Last 10 Sessions Chg.	Last 20 Sessions Chg.
QNBK	3,752,208	6,104,806	7,565,536	8,328,138	0	-36,029	345,841	350,165	-3,752,208	-6,068,777	-7,911,377	-8,678,303
QIBK	-513,273	-3,258,373	-4,090,628	-3,874,142	-25,000	-78,013	-78,113	-78,305	538,273	3,336,386	4,168,741	3,952,447
CBQK	-300,238	-1,344,585	-2,052,804	-1,455,816	0	-96,575	-96,575	-93,975	300,238	1,441,160	2,149,379	1,549,791
DHBK	-52,815	-299,907	-1,423,743	-10,181,204	0	15,094	-328	-42,949	52,815	284,813	1,424,071	10,224,153
ABQK	0	0	-5,600	-5,600	0	0	0	0	0	0	5,600	5,600
QIJK	15,328	-591,386	-637,427	-2,098,567	3	-15,997	-15,997	-17,137	-15,331	607,383	653,424	2,115,704
MARK	-257,663	2,458,869	25,447,190	35,676,687	583,273	379,489	166,733	-4,936,307	-325,610	-2,838,358	-25,613,923	-30,740,380
DUBK	-195,996	-205,763	-3,255,683	-3,941,661	189,602	196,311	193,003	96,850	6,394	9,452	3,062,680	3,844,811
QFBQ	-771,863	-523,283	-3,041,866	-2,939,539	1,223	52,701	-19,615	-107,115	770,640	470,582	3,061,481	3,046,654
NLCS	-662,335	-2,159,607	-3,712,020	-4,035,787	0	226,053	331,209	395,382	662,335	1,933,554	3,380,811	3,640,405
DBIS	-37,546	-465,152	-313,490	-184,441	-17,625	-54,262	6,719	14,663	55,171	519,414	306,771	169,778
QOIS	839,325	760,969	290,080	306,825	-16,073	-180,211	-217,988	-287,058	-823,252	-580,758	-72,092	-19,767
IHGS	-48,986	58,039	158,543	165,417	608	-16,703	-16,703	3,000	48,378	-41,336	-141,840	-168,417
ZHCD	0	-50	-50	6,286	0	0	0	0	0	50	50	-6,286
QGMD	-424,437	-265,899	-569,891	-671,702	-429	-62,026	1,145	-115,531	424,866	327,925	568,746	787,233
SIIS	-1,201,875	231,963	1,033,128	-1,457,304	248,716	482,571	542,281	487,602	953,159	-714,534	-1,575,409	969,702
BLDN	159,325	-219,308	-548,418	342,941	0	53,000	81,413	16,636	-159,325	166,308	467,005	-359,577
MCGS	68,007	92,789	19,446	-940,507	-16,641	11,314	11,314	11,314	-51,366	-104,103	-30,760	929,193
QCFS	-7,360	-7,360	-7,360	-7,360	0	0	0	0	7,360	7,360	7,360	7,360
QFLS	-8,183	442,780	384,228	903,593	0	1,250	1,259	1,268	8,183	-444,030	-385,487	-904,861
WDAM	-307,895	-98,433	-613,821	-225,985	75,170	48,902	78,902	59,090	232,725	49,531	534,919	166,895
MCCS	-147,105	50,841	268,359	741,704	0	-10,250	-10,250	-9,250	147,105	-40,591	-258,109	-732,454
MERS	17,784	7,805	44,557	-26,232	-7	-7	-7	271	-17,777	-7,798	-44,550	25,961
MEZA	-191,163	-649,949	-974,666	-2,790,934	0	0	7,000	9,766	191,163	649,949	967,666	2,781,168
QIMD	0	0	-51,179	27,505	0	0	0	0	0	0	51,179	-27,505

Company									25-Dec			
	Qatari				GCC				Foreigners			
	Daily Chg.	Last 5 Sessions Chg.	Last 10 Sessions Chg.	Last 20 Sessions Chg.	Daily Chg.	Last 5 Sessions Chg.	Last 10 Sessions Chg.	Last 20 Sessions Chg.	Daily Chg.	Last 5 Sessions Chg.	Last 10 Sessions Chg.	Last 20 Sessions Chg.
QNCD	-68,170	-4,872	225,686	502,537	0	625	-18,835	-18,835	68,170	4,247	-206,851	-483,702
IQCD	126,063	377,337	-922,803	3,618,246	2,500	82,148	71,070	105,383	-128,563	-459,485	851,733	-3,723,629
QIGD	-9,640	-254,546	-118,551	-987,418	0	0	0	-2,831	9,640	254,546	118,551	990,249
QEWS	-106,402	-360,026	-343,477	-40,179	1,250	35,750	58,210	68,210	105,152	324,276	285,267	-28,031
AHCS	-75,968	-140,976	-47,807	751,935	0	0	0	0	75,968	140,976	47,807	-751,935
GISS	233,267	-577,358	3,720,929	8,147,803	0	-111,995	-111,995	11,955	-233,267	689,353	-3,608,934	-8,159,758
MPHC	786,966	1,927,927	1,688,238	-5,293,882	-10,000	-9,235	5,765	47,277	-776,966	-1,918,692	-1,694,003	5,246,605
IGRD	58,313	427,145	1,096,047	-638,678	0	-47,116	-500,000	-536,014	-58,313	-380,029	-596,047	1,174,692
QAMC	-4,548,029	-21,216,803	-25,183,304	-25,636,180	93,205	69,488	-1,148,391	-1,297,338	4,454,824	21,147,315	26,331,695	26,933,518
QATI	132,603	456,703	2,138,010	2,334,472	0	28,750	13,750	33,500	-132,603	-485,453	-2,151,760	-2,367,972
DOHI	4,283	-71,306	-71,000	65,595	0	0	-1,844	-1,844	-4,283	71,306	72,844	-63,751
QGRI	0	4,297	53,032	12,985	0	0	-50,000	-50,000	0	-4,297	-3,032	37,015
AKHI	54,895	443,429	-140,741	-17,191	0	-4,391	-4,741	11,500	-54,895	-439,038	145,482	5,691
QISI	47	-3,011	-17,231	48,265	0	0	0	0	-47	3,011	17,231	-48,265
BEMA	0	-2,944	-2,070	18,179	0	0	0	0	0	2,944	2,070	-18,179
QLMI	61,392	1,212,224	1,302,922	5,232,896	0	61,000	61,000	61,000	-61,392	-1,273,224	-1,363,922	-5,293,896
UDCD	243,068	786,097	2,869,710	6,993,625	0	203,009	158,936	134,936	-243,068	-989,106	-3,028,646	-7,128,561
BRES	-485,366	-3,184,087	-2,017,603	-5,096,417	7,670	7,670	7,670	7,644	477,696	3,176,417	2,009,933	5,088,773
ERES	1,625,413	-1,220,134	-343,838	-2,929,703	2,823	613,368	682,844	733,753	-1,628,236	606,766	-339,006	2,195,950
MRDS	-8,524	-4,048,639	-3,044,327	-2,539,856	-17,936	-134,894	-211,961	-581,428	26,460	4,183,533	3,256,288	3,121,284
ORDS	212,032	464,811	842,636	772,252	-30,000	-158,493	-277,707	-280,588	-182,032	-306,318	-564,929	-491,664
VFQS	11,425	-783,644	-759,212	-1,767,309	0	9,219	23,219	23,219	-11,425	774,425	735,993	1,744,090
QNNS	-91,389	-1,417,865	-8,564,193	-9,107,972	0	6,005	7,502	8,522	91,389	1,411,860	8,556,691	9,099,450
GWCS	-152,958	-281,347	-70,915	-363,745	0	0	0	-96	152,958	281,347	70,915	363,841
QGTS	-225,770	-4,170,876	6,832,348	12,102,985	-241,920	-107,533	-892,559	-732,261	467,690	4,278,409	-5,939,789	-11,370,724

## Trading values by nationality for the last Session

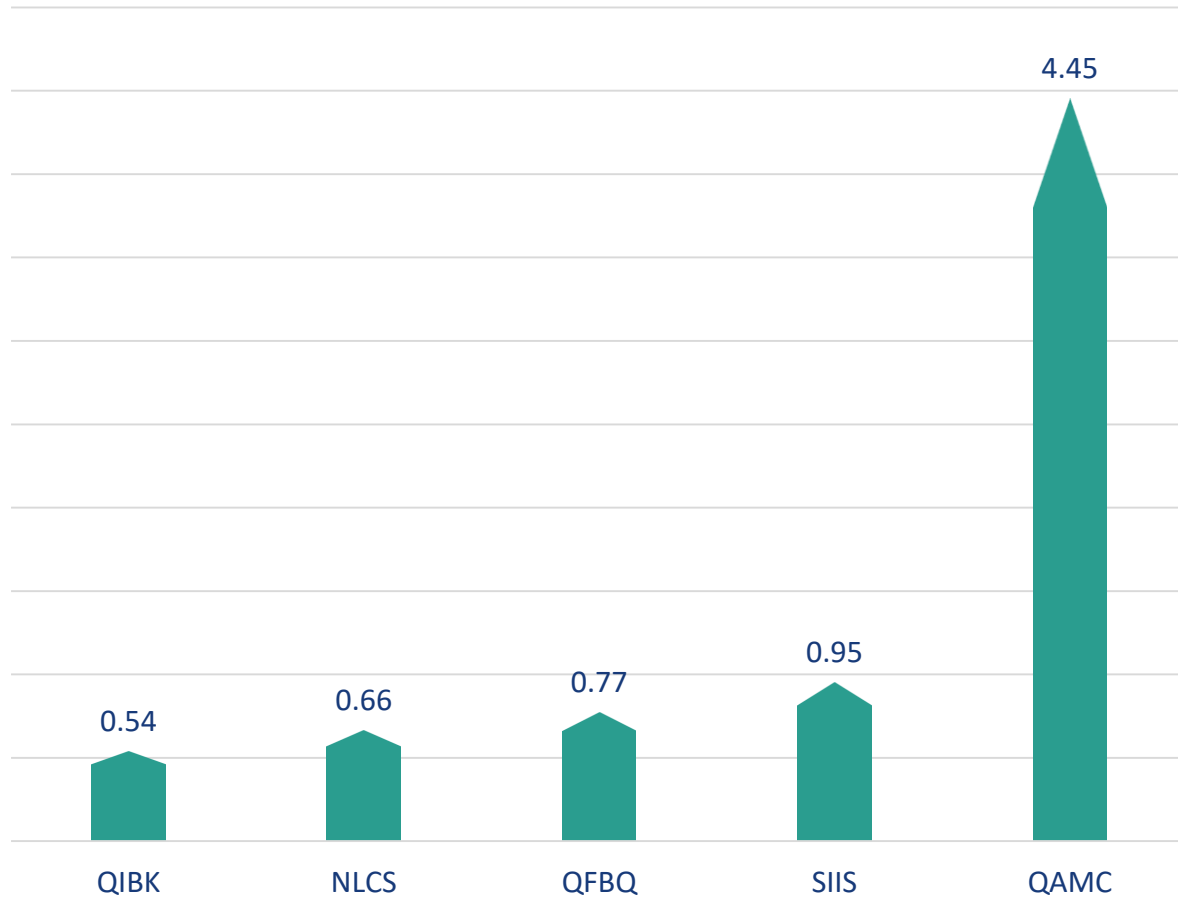
Nationality	Purchasing Value	Selling Value	Difference
Qataris	408.27	370.10	38.17
GCC	113.10	185.81	-72.71
Arab	48.17	47.23	0.94
Foreigners	56.15	22.56	33.59
Total	625.70	625.70	0.00

In million QAR

## Trading by nationality for the last session

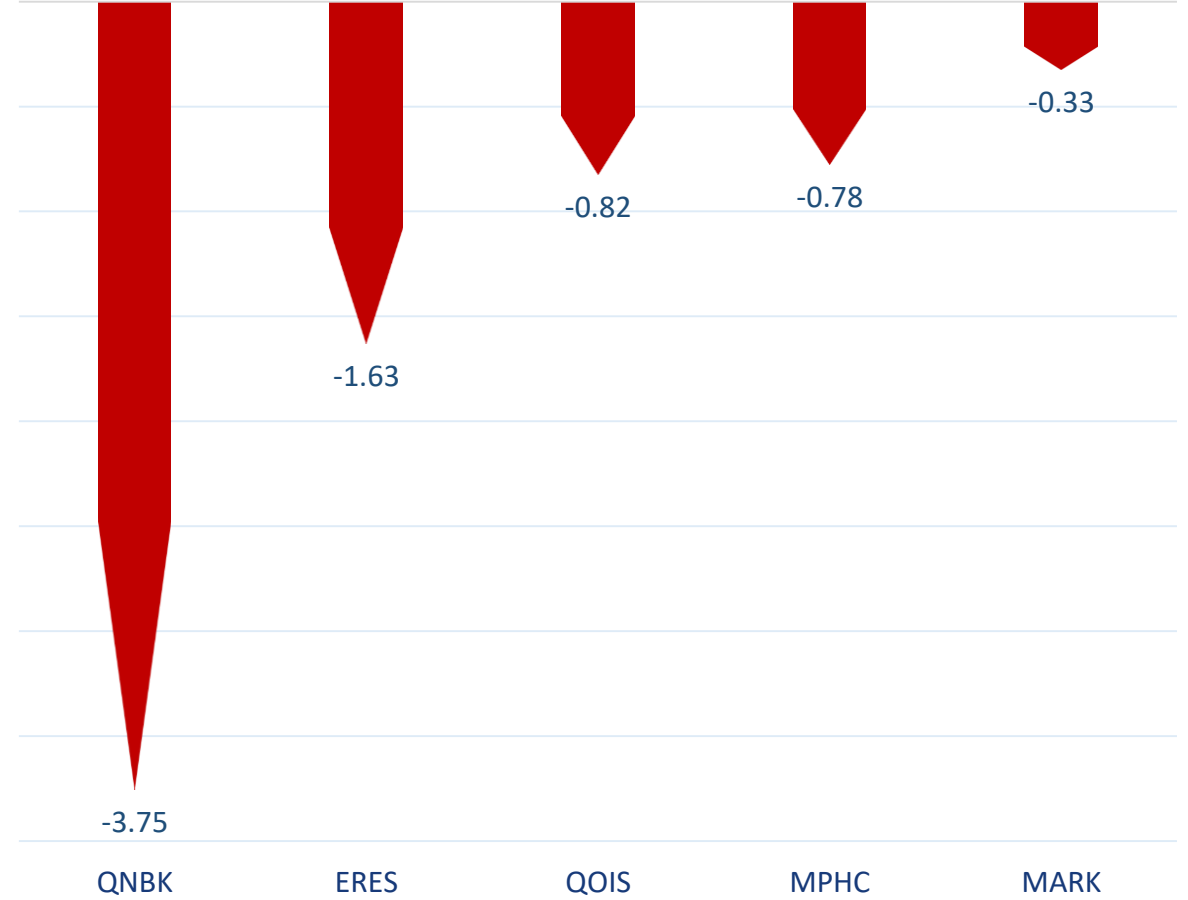
Nationality	Buy %	Sell %	Net
Qataris	65.25%	59.15%	6.10%
GCC	18.08%	29.70%	-11.62%
Arab	7.70%	7.55%	0.15%
Foreigners	24.58%	21.95%	5.37%

Top 5 Companies bought (net) by **Foreigners** in the last session



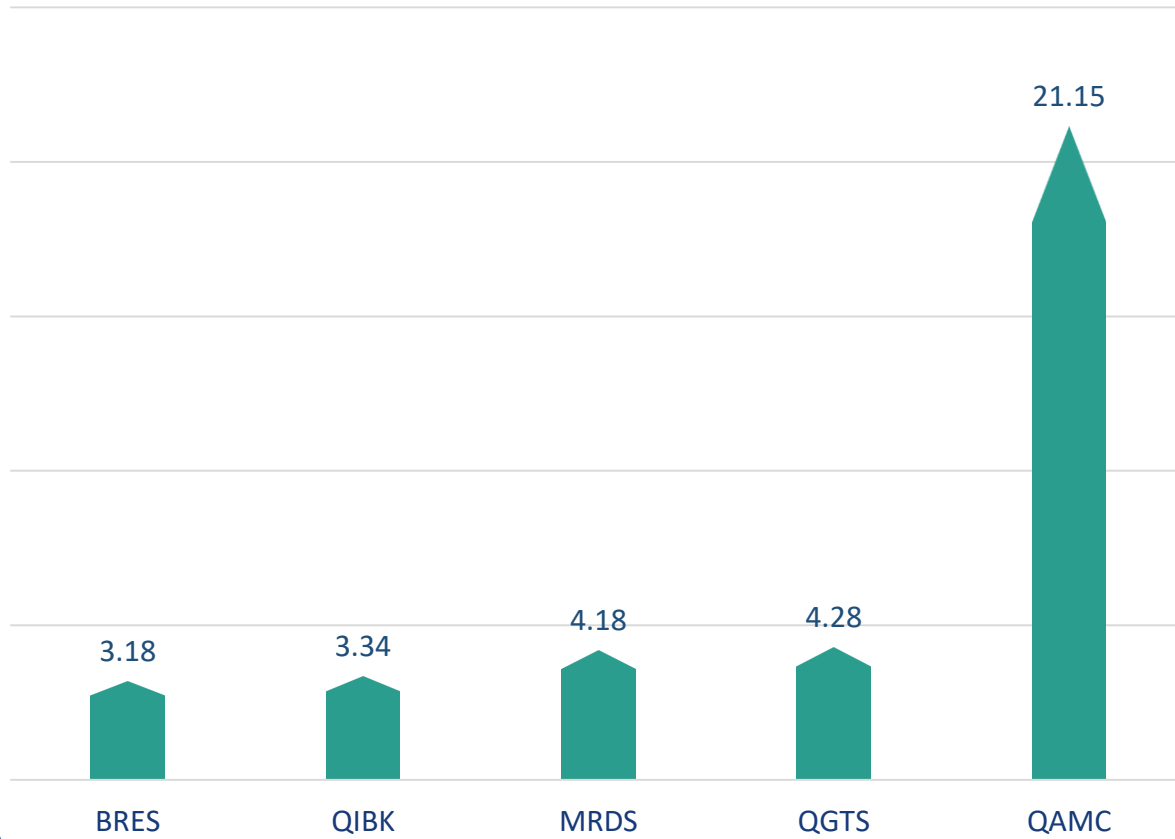
In million shares

Top 5 Companies sold (net) by **Foreigners** in the last session



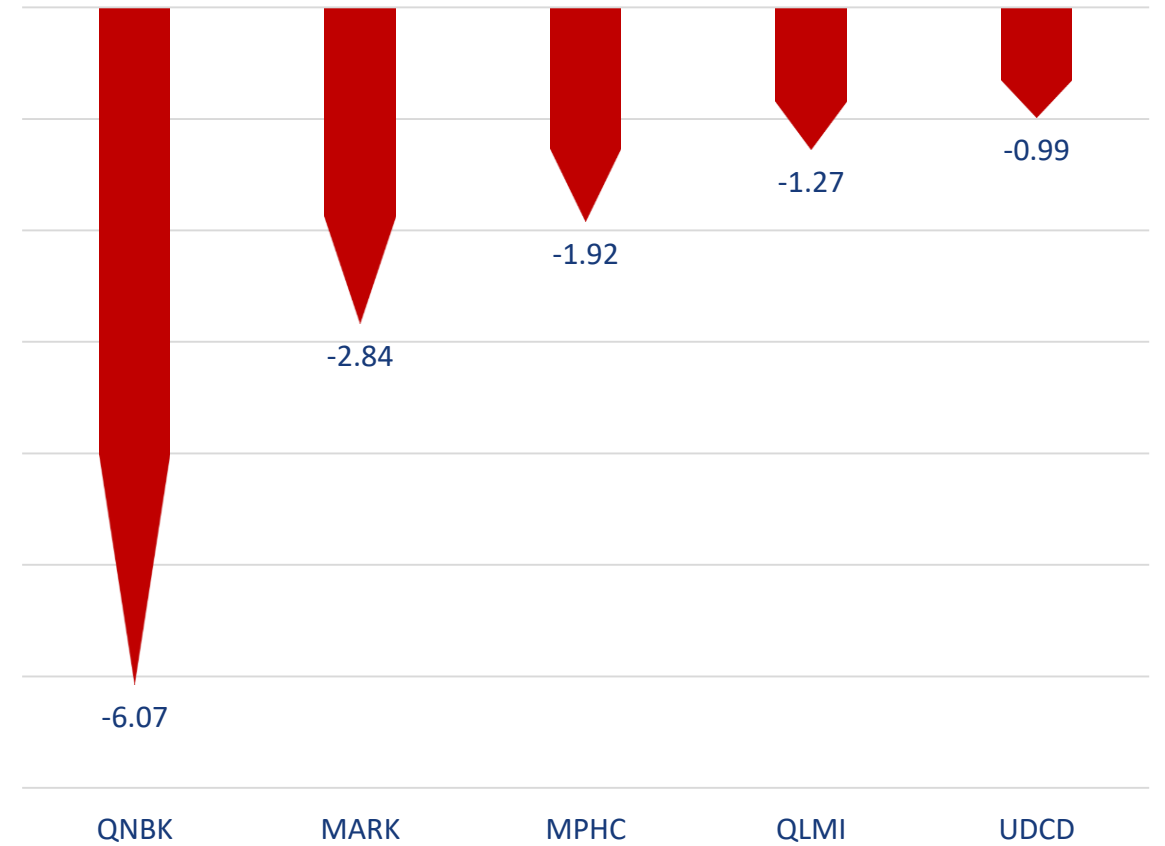
In million shares

Top 5 Companies bought (net) by **Foreigners** over the last 5 Sessions



In million shares

Top 5 Companies sold (net) by **Foreigners** over the last 5 Sessions



In million shares



The figures represent a change in the number of shares.

Daily Change: The net change between 25<sup>th</sup> and 24<sup>th</sup> of December trading sessions

Change for the last 5 sessions: The total daily net change for the last 5 sessions.

Change for the last 10 sessions: The total daily net change for the last 10 sessions.

Change for the last 20 sessions: The total daily net change for the last 20 sessions.

## **DISCLAIMER:**

The information contained was obtained from various public sources believed to be reliable, but we do not guarantee its accuracy. Wasata Financial Securities makes no representations or warranties (express or implied) regarding the data and information provided and Wasata Financial Securities does not represent that the information content of this document is complete, or free from any error, not misleading, or fit for any particular purpose. This report document provides general information only. Neither the information nor any opinion expressed constitutes an offer or an invitation to make an offer, to buy or sell any securities or other investment products related to such securities or investments.

This report document contained is subject to change without prior notice. Wasata assumes no responsibility to update the information in this report document.





Prepared by Financial Advisory Department

  
وساطة  
WASATA  
للأوراق المالية  
FINANCIAL SECURITIES

+974 44498880

[ramzi.qasmieh@Wasata.qa](mailto:ramzi.qasmieh@Wasata.qa)