



Daily Report for Ownership Changes

20th of December 2023 Session

Company									20-Dec			
	Qatari				GCC				Foreigners			
	Daily Chg.	Last 5 Sessions Chg.	Last 10 Sessions Chg.	Last 20 Sessions Chg.	Daily Chg.	Last 5 Sessions Chg.	Last 10 Sessions Chg.	Last 20 Sessions Chg.	Daily Chg.	Last 5 Sessions Chg.	Last 10 Sessions Chg.	Last 20 Sessions Chg.
QNBK	-289,756	1,995,701	2,769,580	2,925,581	-4,250	320,712	351,241	350,565	294,006	-2,316,413	-3,120,821	-3,276,146
QIBK	-745,490	-3,270,654	-1,916,752	-2,884,416	-50,000	-50,813	-50,813	-50,388	795,490	3,321,467	1,967,565	2,934,804
CBQK	168,382	-1,506,051	-1,895,406	-1,025,690	0	0	2,600	2,600	-168,382	1,506,051	1,892,806	1,023,090
DHBK	-209,039	-1,824,052	-2,901,936	-10,102,736	0	0	-29,122	-58,043	209,039	1,824,052	2,931,058	10,160,779
ABQK	0	-5,600	-5,600	-5,600	0	0	0	0	0	5,600	5,600	5,600
QIIK	-250,261	-546,302	-698,163	-1,821,717	0	0	0	-1,190	250,261	546,302	698,163	1,822,907
MARK	551,608	24,342,203	31,082,564	45,540,285	-34,224	-136,813	-306,610	-5,212,837	-517,384	-24,205,390	-30,775,954	-40,327,448
DUBK	219,753	-3,191,691	-1,192,141	-4,071,962	6,709	4,401	-53,470	-91,752	-226,462	3,187,290	1,245,611	4,163,714
QFBQ	-248,050	-1,520,956	-1,906,502	-2,241,507	27,983	39,922	-20,838	-222,116	220,067	1,481,034	1,927,340	2,463,623
NLCS	38,113	-1,094,510	-2,974,475	-3,788,447	168,000	171,503	229,270	222,507	-206,113	923,007	2,745,205	3,565,940
DBIS	3,225	9,444	273,962	207,039	0	21,981	30,731	-77,788	-3,225	-31,425	-304,693	-129,251
QOIS	-177,629	221,781	-287,761	-211,241	-15,245	-15,245	-53,022	-122,092	192,874	-206,536	340,783	333,333
IHGS	11,431	317,272	195,949	190,321	0	-39,703	-39,703	-12,369	-11,431	-277,569	-156,246	-177,952
ZHCD	0	0	3,820	20,065	0	0	0	0	0	0	-3,820	-20,065
QGMD	21,375	-559,130	357,131	398,817	53,692	52,382	51,570	-104,380	-75,067	506,748	-408,701	-294,437
SIIS	244,954	632,797	30,184	-2,704,522	-44,972	35,195	35,195	-58,329	-199,982	-667,992	-65,379	2,762,851
BLDN	113,660	-481,626	21,507	157,121	0	45,507	-14,110	17,913	-113,660	436,119	-7,397	-175,034
MCGS	1,075	-63,349	-77,514	-935,955	0	0	0	0	-1,075	63,349	77,514	935,955
QCFS	0	0	0	0	0	0	0	0	0	0	0	0
QFLS	231,053	406,433	377,759	1,161,112	0	9	9	7,018	-231,053	-406,442	-377,768	-1,168,130
WDAM	32,955	-86,660	-184,738	467,252	-106,313	0	0	-19,812	73,358	86,660	184,738	-447,440
MCCS	58,643	434,884	609,280	949,018	0	0	0	1,000	-58,643	-434,884	-609,280	-950,018
MERS	-1,869	8,426	15,366	-16,047	0	0	0	1,946	1,869	-8,426	-15,366	14,101
MEZA	-110,586	-255,637	-904,841	-2,655,871	0	7,000	7,000	9,766	110,586	248,637	897,841	2,646,105
QIMD	0	-46,179	23,785	32,015	0	0	0	0	0	46,179	-23,785	-32,015

									20-Dec			
Company	Qatari				GCC				Foreigners			
	Daily Chg.	Last 5 Sessions Chg.	Last 10 Sessions Chg.	Last 20 Sessions Chg.	Daily Chg.	Last 5 Sessions Chg.	Last 10 Sessions Chg.	Last 20 Sessions Chg.	Daily Chg.	Last 5 Sessions Chg.	Last 10 Sessions Chg.	Last 20 Sessions Chg.
QNCD	8,251	258,517	348,525	649,309	0	-19,460	-19,460	-19,460	-8,251	-239,057	-329,065	-629,849
IQCD	870,084	-2,794,254	1,754,686	2,850,223	653	1,745	19,037	48,438	-870,737	2,792,509	-1,773,723	-2,898,661
QIGD	152,476	334,461	137,423	-469,771	0	0	0	-2,831	-152,476	-334,461	-137,423	472,602
QEWS	-71,819	-341,713	-315,516	-176,308	1,705	37,710	37,710	47,710	70,114	304,003	277,806	128,598
AHCS	-55,032	-115,263	74,919	1,244,707	0	0	0	-77,985	55,032	115,263	-74,919	-1,166,722
GSS	-308,159	1,487,202	3,900,524	6,809,697	8,398	-17,389	105,556	123,556	299,761	-1,469,813	-4,006,080	-6,933,253
MPHC	98,364	13,597	-403,805	-6,582,698	-1,700	-1,700	-10,013	40,413	-96,664	-11,897	413,818	6,542,285
IGRD	240,818	988,161	-1,937,587	-1,466,307	0	-490,372	-490,339	-487,610	-240,818	-497,789	2,427,926	1,953,917
QAMC	-3,159,168	-12,274,454	-10,939,675	-12,428,601	0	-1,198,879	-1,253,879	-1,293,196	3,159,168	13,473,333	12,193,554	13,721,797
QATI	-15,115	1,345,877	2,036,502	2,278,477	0	-245	5,000	5,000	15,115	-1,345,632	-2,041,502	-2,283,477
DOHI	-68	-130,204	-140,327	100,577	0	-1,844	-1,844	-13,216	68	132,048	142,171	-87,361
QGRI	0	48,735	49,735	9,688	0	-50,000	-50,000	-50,000	0	1,265	265	40,312
AKHI	89,804	110,644	73,099	-93,577	0	-44,741	-63,511	0	-89,804	-65,903	-9,588	93,577
QISI	-11,542	-25,742	-31,408	68,824	0	0	0	0	11,542	25,742	31,408	-68,824
BEMA	-4,532	-3,958	-3,958	-2,614	0	0	0	0	4,532	3,958	3,958	2,614
QLMI	244,116	751,250	981,438	4,593,117	0	61,000	61,000	61,000	-244,116	-812,250	-1,042,438	-4,654,117
UDCD	-462,540	2,002,566	3,333,163	6,453,772	0	-81,073	-68,073	1,927	462,540	-1,921,493	-3,265,090	-6,455,699
BRES	-223,035	-1,288,132	-1,889,780	-5,422,253	0	0	0	-26	223,035	1,288,132	1,889,780	5,422,279
ERES	-1,728,436	-756,828	-2,049,893	-3,293,858	-183,028	244,029	222,585	303,517	1,911,464	512,799	1,827,308	2,990,341
MRDS	-2,553,536	-1,942,449	-1,122,369	-467,836	17,936	-21,237	298,308	-708,511	2,535,600	1,963,686	824,061	1,176,347
ORDS	99,107	-77,082	-260,675	-870,851	-7,306	-150,187	-155,876	-163,468	-91,801	227,269	416,551	1,034,319
VFQS	-349,730	-868,409	-643,558	-2,653,843	0	14,000	14,000	14,000	349,730	854,409	629,558	2,639,843
QNNS	-650,409	-7,875,329	-8,476,835	-9,615,322	0	2,698	4,657	-29,749	650,409	7,872,631	8,472,178	9,645,071
GWCS	-15,610	22,932	-220,299	-159,587	15,000	20,000	10,782	19,904	610	-42,932	209,517	139,683
QGTS	-1,605,421	11,463,514	14,036,748	18,767,329	2,500	-748,726	-681,909	-535,876	1,602,921	-10,714,788	-13,354,839	-18,231,453

Trading values by nationality for the last Session

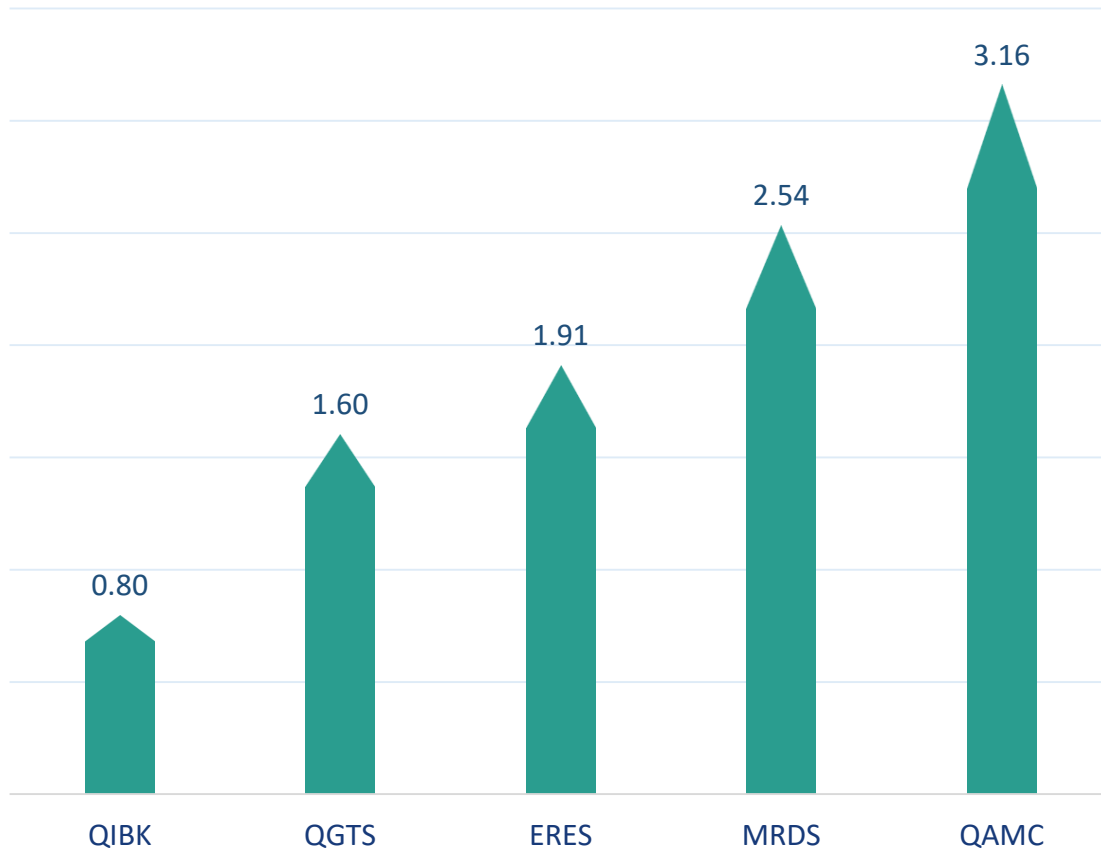
Nationality	Purchasing Value	Selling Value	Difference
Qataris	267.98	292.76	-24.77
GCC	22.74	25.78	-3.04
Arab	46.01	44.14	1.87
Foreigners	106.58	80.64	25.94
Total	443.31	443.31	0.00

In million QAR

Trading by nationality for the last session

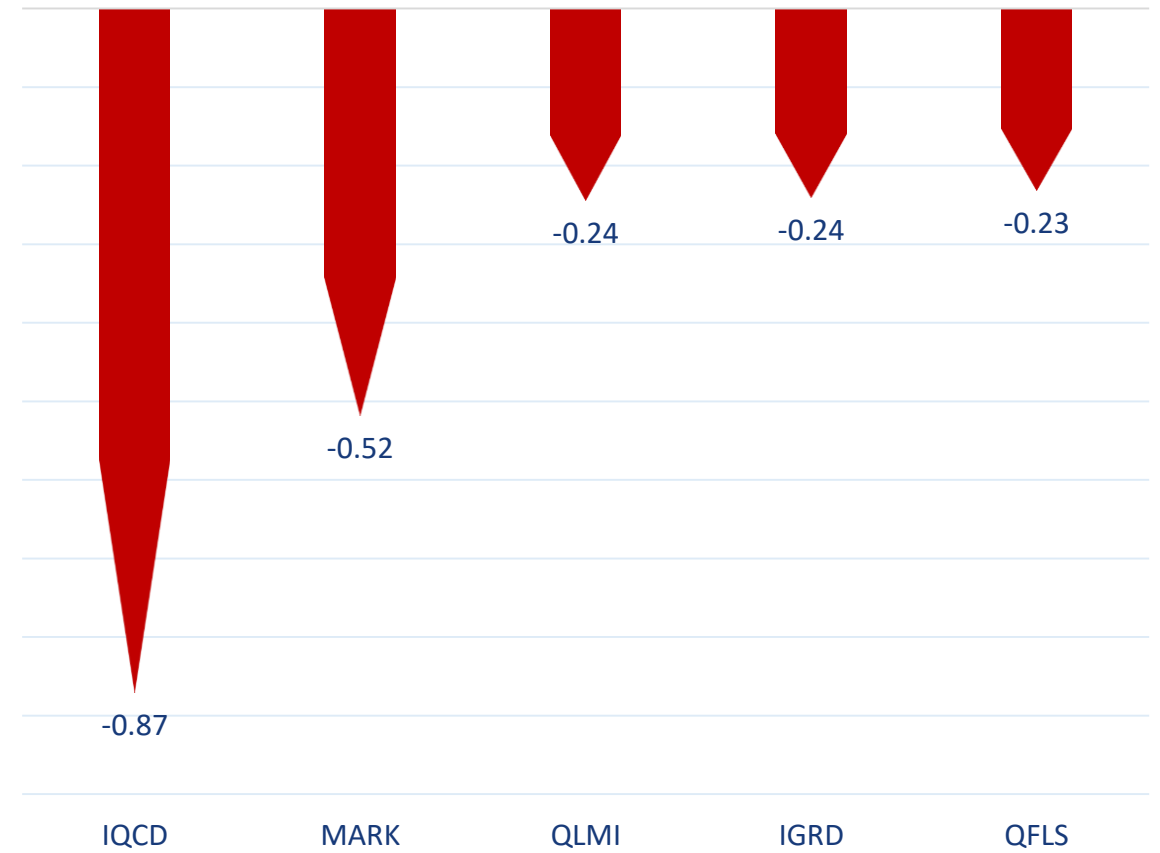
Nationality	Buy %	Sell %	Net
Qataris	60.45%	66.04%	-5.59%
GCC	5.13%	5.82%	-0.69%
Arab	10.38%	9.96%	0.42%
Foreigners	24.58%	21.95%	5.85%

Top 5 Companies bought (net) by **Foreigners** in the last session



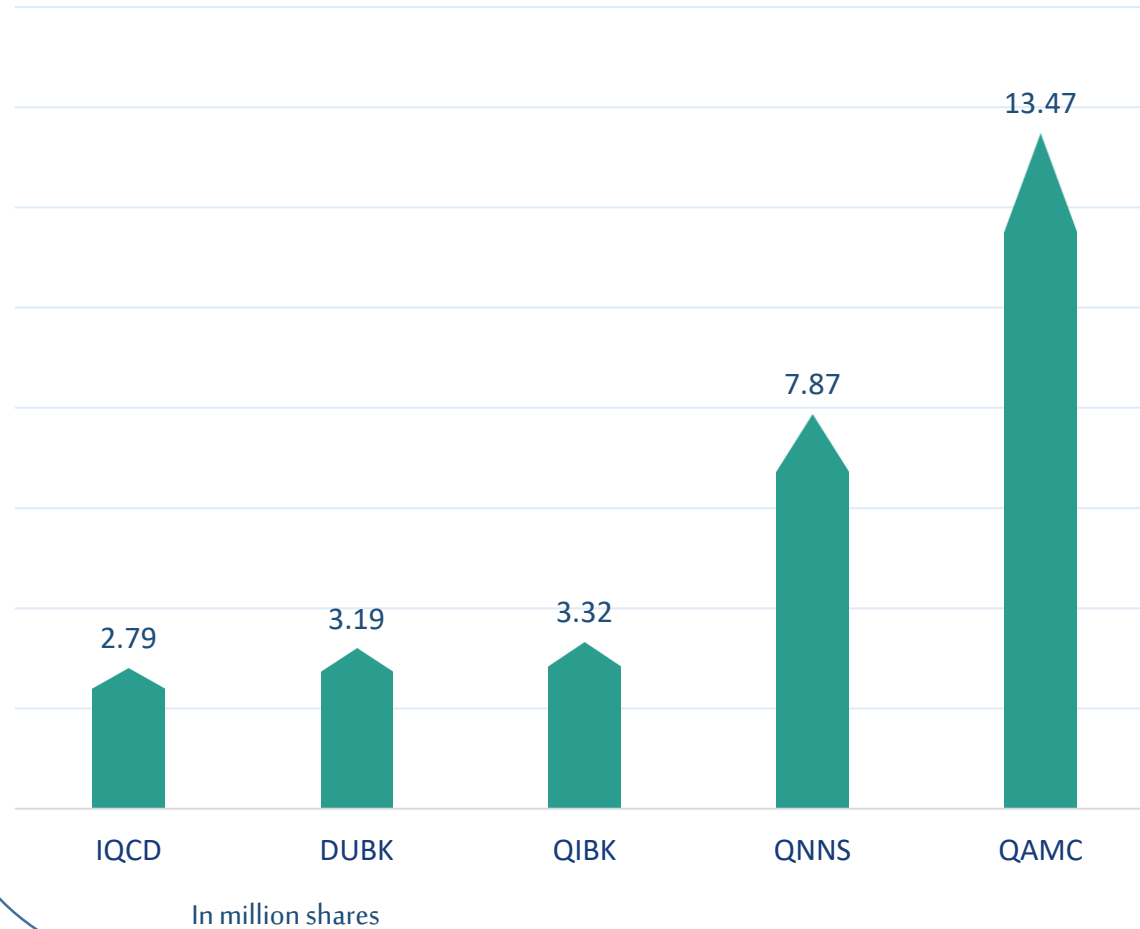
In million shares

Top 5 Companies sold (net) by **Foreigners** in the last session

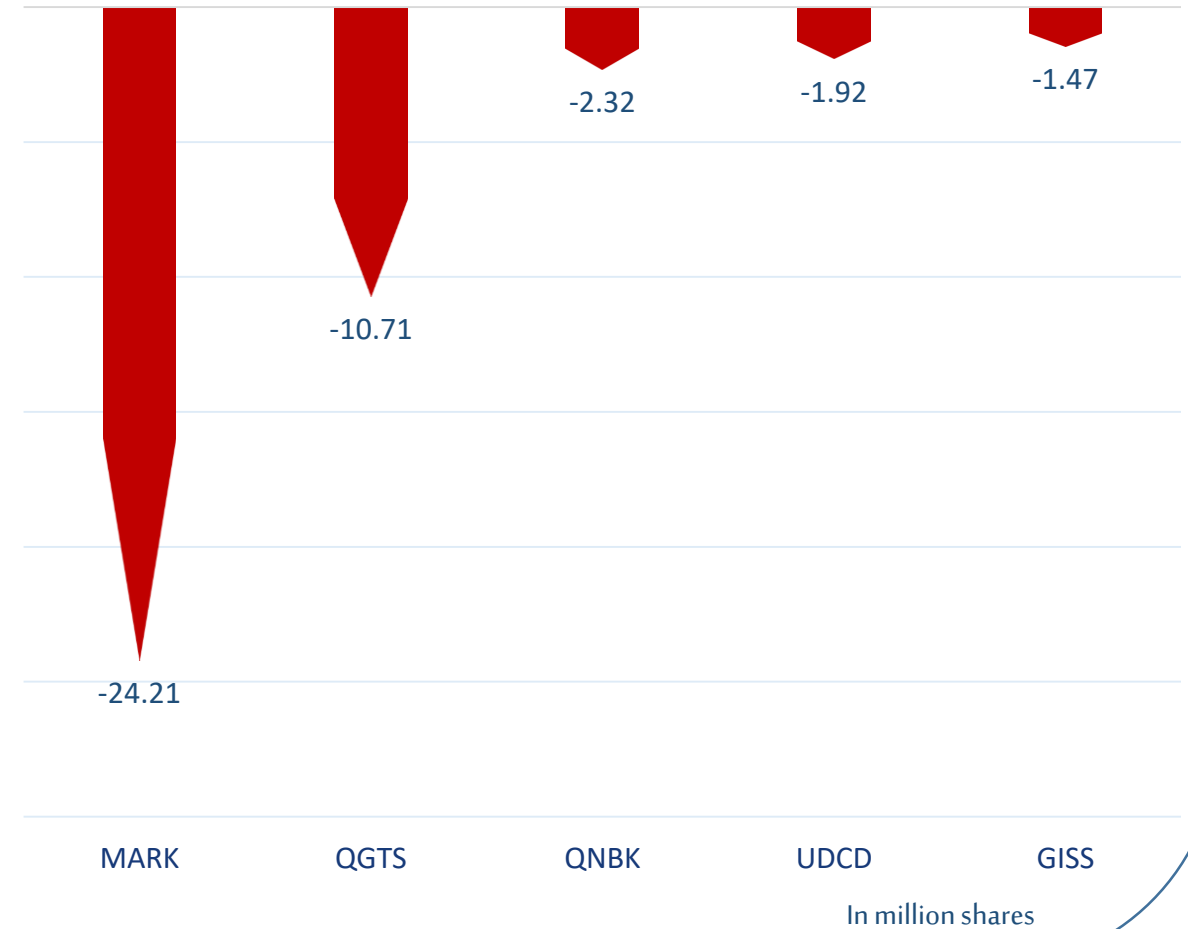


In million shares

Top 5 Companies bought (net) by **Foreigners** over the last 5 Sessions



Top 5 Companies sold (net) by **Foreigners** over the last 5 Sessions





The figures represent a change in the number of shares.

Daily Change: The net change between 20th and 19th of December trading sessions

Change for the last 5 sessions: The total daily net change for the last 5 sessions.


Change for the last 10 sessions: The total daily net change for the last 10 sessions.

Change for the last 20 sessions: The total daily net change for the last 20 sessions.

DISCLAIMER:

The information contained was obtained from various public sources believed to be reliable, but we do not guarantee its accuracy. Wasata Financial Securities makes no representations or warranties (express or implied) regarding the data and information provided and Wasata Financial Securities does not represent that the information content of this document is complete, or free from any error, not misleading, or fit for any particular purpose. This report document provides general information only. Neither the information nor any opinion expressed constitutes an offer or an invitation to make an offer, to buy or sell any securities or other investment products related to such securities or investments.

This report document contained is subject to change without prior notice. Wasata assumes no responsibility to update the information in this report document.



Prepared by Financial Advisory Department


للأوراق المالية
FINANCIAL SECURITIES

+974 44498880

ramzi.qasmieh@Wasata.qa