



## Daily Report for Ownership Changes

11<sup>th</sup> of December 2023 Session

									11-Dec			
Company	Qatari				GCC				Foreigners			
	Daily Chg.	Last 5 Sessions Chg.	Last 10 Sessions Chg.	Last 20 Sessions Chg.	Daily Chg.	Last 5 Sessions Chg.	Last 10 Sessions Chg.	Last 20 Sessions Chg.	Daily Chg.	Last 5 Sessions Chg.	Last 10 Sessions Chg.	Last 20 Sessions Chg.
QNBK	248,273	773,879	950,197	556,312	25,529	30,529	25,353	29,941	-273,802	-804,408	-975,550	-586,253
QIBK	175,075	1,353,902	225,345	-927,269	-100	0	1,612	-25,793	-174,975	-1,353,902	-226,957	953,062
CBQK	-13,367	-389,355	625,778	55,345	0	2,600	2,600	2,600	13,367	386,755	-628,378	-57,945
DHBK	-5,665	-1,077,884	-8,810,495	-8,416,523	0	-29,122	-51,043	-55,545	5,665	1,107,006	8,861,538	8,472,068
ABQK	0	0	0	0	0	0	0	0	0	0	0	0
QIIK	35,977	-151,861	-1,383,671	-1,533,778	0	0	-1,140	-50	-35,977	151,861	1,384,811	1,533,828
MARK	843,025	6,740,361	9,543,332	41,291,039	-60,233	-169,797	-222,792	-5,225,603	-782,792	-6,570,564	-9,320,540	-36,065,436
DUBK	128,272	1,999,550	-421,942	-4,070,482	0	-57,871	-96,153	8,626	-128,272	-1,941,679	518,095	4,061,856
QFBQ	200,575	-385,546	184,704	122,405	-60,760	-60,760	-148,260	-211,870	-139,815	446,306	-36,444	89,465
NLCS	-941,667	-1,879,965	-1,872,636	-2,058,278	0	57,767	39,726	-99,624	941,667	1,822,198	1,832,910	2,157,902
DBIS	14,099	264,518	110,311	-492,009	-1,000	8,750	7,750	-112,308	-13,099	-273,268	-118,061	604,317
QOIS	-400,860	-509,542	-382,792	74,454	-37,777	-37,777	-106,847	-106,949	438,637	547,319	489,639	32,495
IHGS	-76,720	-121,323	-90,794	-237,438	0	0	7,195	14,703	76,720	121,323	83,599	222,735
ZHCD	0	3,820	6,336	35,636	0	0	0	10,414	0	-3,820	-6,336	-46,050
QGMD	433,216	916,261	48,678	-1,439,750	-45,698	-812	-63,012	-34,556	-387,518	-915,449	14,334	1,474,306
SIIS	105,609	-602,613	-2,455,905	-3,702,777	0	0	-69,923	102,010	-105,609	602,613	2,525,828	3,600,767
BLDN	26,922	503,133	1,008,617	2,379,173	0	-59,617	8,305	-172,859	-26,922	-443,516	-1,016,922	-2,206,314
MCGS	16,124	-14,165	-307,572	-872,714	0	0	0	0	-16,124	14,165	307,572	872,714
QCFS	0	0	0	24,833	0	0	0	0	0	0	0	-24,833
QFLS	-42,159	-28,674	335,523	1,098,228	0	0	9	6,764	42,159	28,674	-335,532	-1,104,992
WDAM	-86,858	-98,078	75,479	364,852	0	0	-19,812	-4,935	86,858	98,078	-55,667	-359,917
MCCS	12,364	174,396	423,411	763,564	-26,500	0	1,000	-23,703	14,136	-174,396	-424,411	-739,861
MERS	6,197	6,940	-69,039	-26,681	0	0	278	2,326	-6,197	-6,940	68,761	24,355
MEZA	-205,631	-649,204	-2,004,920	-7,575,427	0	0	0	-29,127	205,631	649,204	2,004,920	7,604,554
QIMD	-5,000	69,964	73,684	73,394	0	0	0	-310	5,000	-69,964	-73,684	-73,084

									11-Dec			
Company	Qatari				GCC				Foreigners			
	Daily Chg.	Last 5 Sessions Chg.	Last 10 Sessions Chg.	Last 20 Sessions Chg.	Daily Chg.	Last 5 Sessions Chg.	Last 10 Sessions Chg.	Last 20 Sessions Chg.	Daily Chg.	Last 5 Sessions Chg.	Last 10 Sessions Chg.	Last 20 Sessions Chg.
QNCD	-29,619	90,008	286,429	609,569	0	0	0	26,782	29,619	-90,008	-286,429	-636,351
IQCD	557,702	4,548,940	4,690,374	4,329,951	1,000	17,292	34,199	46,643	-558,702	-4,566,232	-4,724,573	-4,376,594
QIGD	-52,489	-197,038	-1,234,482	-170,425	0	0	0	-45,981	52,489	197,038	1,234,482	216,406
QEWS	4,973	26,197	354,414	-687,522	0	0	10,000	10,600	-4,973	-26,197	-364,414	676,922
AHCS	85,355	190,182	911,302	2,359,295	0	0	0	-69,877	-85,355	-190,182	-911,302	-2,289,418
GISS	-1,266	2,413,322	3,652,033	5,979,230	16,995	122,945	140,945	277,345	-15,729	-2,536,267	-3,792,978	-6,256,575
MPHC	396,326	-417,402	-5,718,669	-10,703,036	0	-8,313	41,512	50,233	-396,326	425,715	5,677,157	10,652,803
IGRD	-518,851	-2,925,748	-1,799,808	-3,487,384	0	33	-36,743	-100,538	518,851	2,925,715	1,836,551	3,587,922
QAMC	-149,622	1,334,779	-162,456	-2,286,877	0	-55,000	-138,768	-122,836	149,622	-1,279,779	301,224	2,409,713
QATI	470,227	690,625	629,047	686,095	0	5,245	4,995	-30,183	-470,227	-695,870	-634,042	-655,912
DOHI	-14,079	-10,123	20,084	217,595	0	0	0	-11,372	14,079	10,123	-20,084	-206,223
QGRI	0	1,000	-40,047	-29,170	0	0	0	0	0	-1,000	40,047	29,170
AKHI	-3,756	-37,545	-122,728	-61,577	0	-18,770	-37,600	40,143	3,756	56,315	160,328	21,434
QISI	0	-5,666	62,071	44,323	0	0	0	0	0	5,666	-62,071	-44,323
BEMA	0	0	18,405	1,344	0	0	0	0	0	0	-18,405	-1,344
QLMI	-14,550	230,188	3,356,160	4,653,148	0	0	0	0	14,550	-230,188	-3,356,160	-4,653,148
UDCD	438,625	1,330,597	3,356,465	3,935,184	16,000	13,000	13,000	359,479	-454,625	-1,343,597	-3,369,465	-4,294,663
BRES	-62,826	-601,648	-2,798,565	-7,777,277	0	0	0	-26	62,826	601,648	2,798,565	7,777,303
ERES	395,224	-1,293,065	-2,759,587	-7,695	0	-21,444	90,909	101,258	-395,224	1,314,509	2,668,678	-93,563
MRDS	1,077,033	820,080	-829,396	-1,742,714	-2,189	319,545	95,100	436,172	-1,074,844	-1,139,625	734,296	1,306,542
ORDS	-109,362	-183,593	-32,299	-1,138,890	0	-5,689	-5,853	-38,050	109,362	189,282	38,152	1,176,940
VFQS	87,069	224,851	-853,828	-5,587,521	0	0	0	-7,075	-87,069	-224,851	853,828	5,594,596
QNNS	-60,018	-601,506	-641,248	-2,915,406	0	1,959	1,434	-40,762	60,018	599,547	639,814	2,956,168
GWCS	78,214	-243,231	-230,908	-294,638	0	-9,218	0	679	-78,214	252,449	230,908	293,959
QGTS	-726,812	2,573,234	4,467,347	12,943,994	-3,800	66,817	30,743	186,350	730,612	-2,640,051	-4,498,090	-13,130,344

## Trading values by nationality for the last Session

Nationality	Purchasing Value	Selling Value	Difference
Qataris	207.67	194.64	13.03
GCC	8.30	23.73	-15.42
Arab	29.71	29.13	0.57
Foreigners	78.18	76.36	1.82
Total	323.86	323.86	0.00

In million QAR

## Trading by nationality for the last session

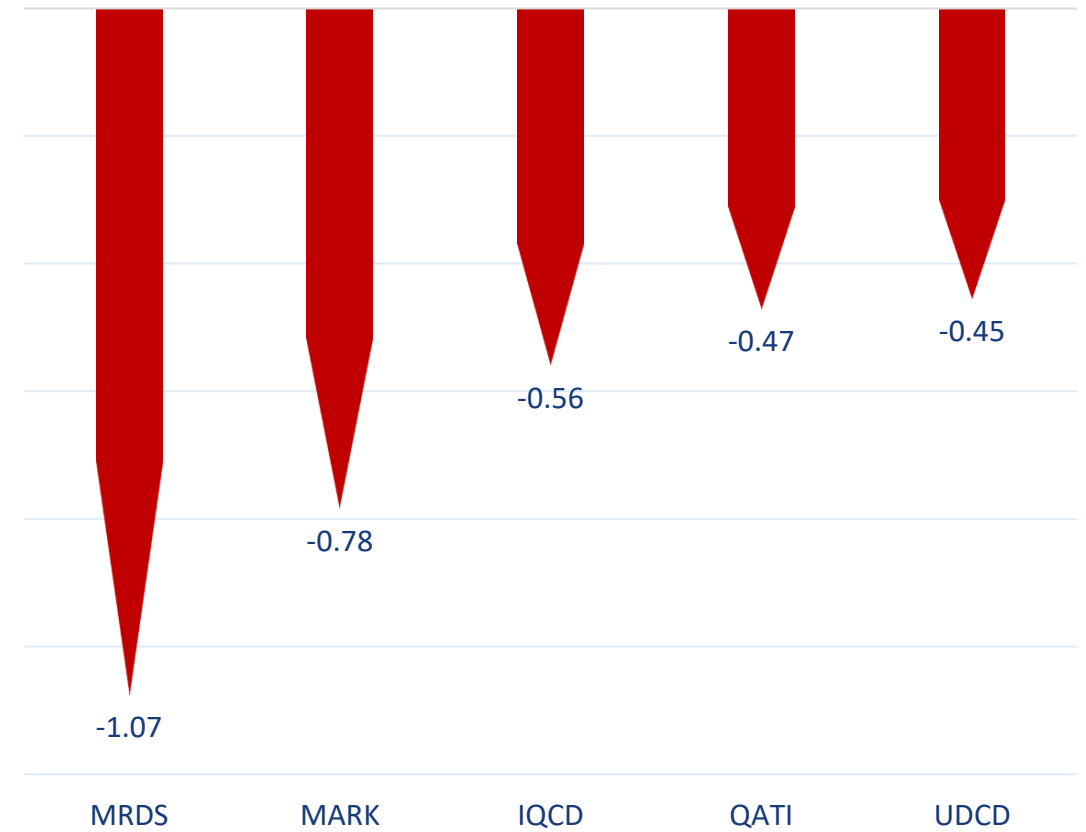
Nationality	Buy %	Sell %	Net
Qataris	64.12%	60.10%	4.02%
GCC	2.56%	7.33%	-4.76%
Arab	9.17%	9.00%	0.18%
Foreigners	24.58%	21.95%	0.56%

### Top 5 Companies bought (net) by **Foreigners** in the last session



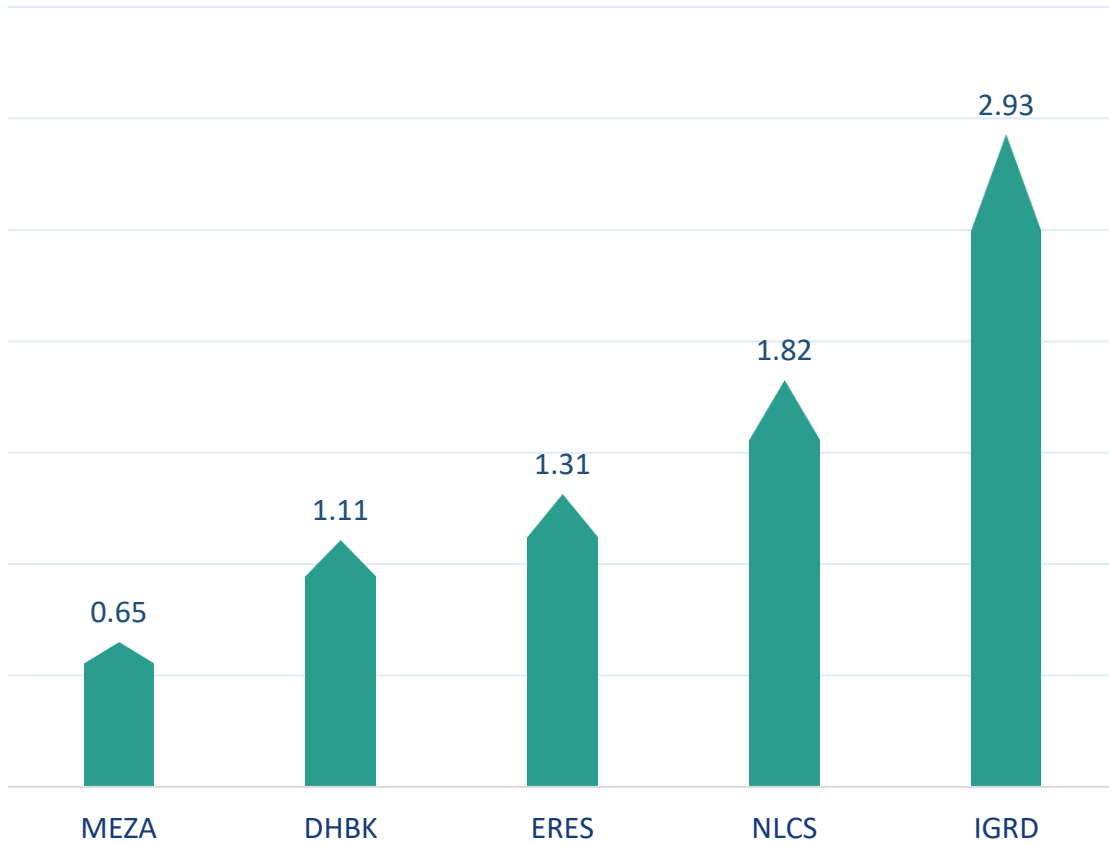
In million shares

### Top 5 Companies sold (net) by **Foreigners** in the last session



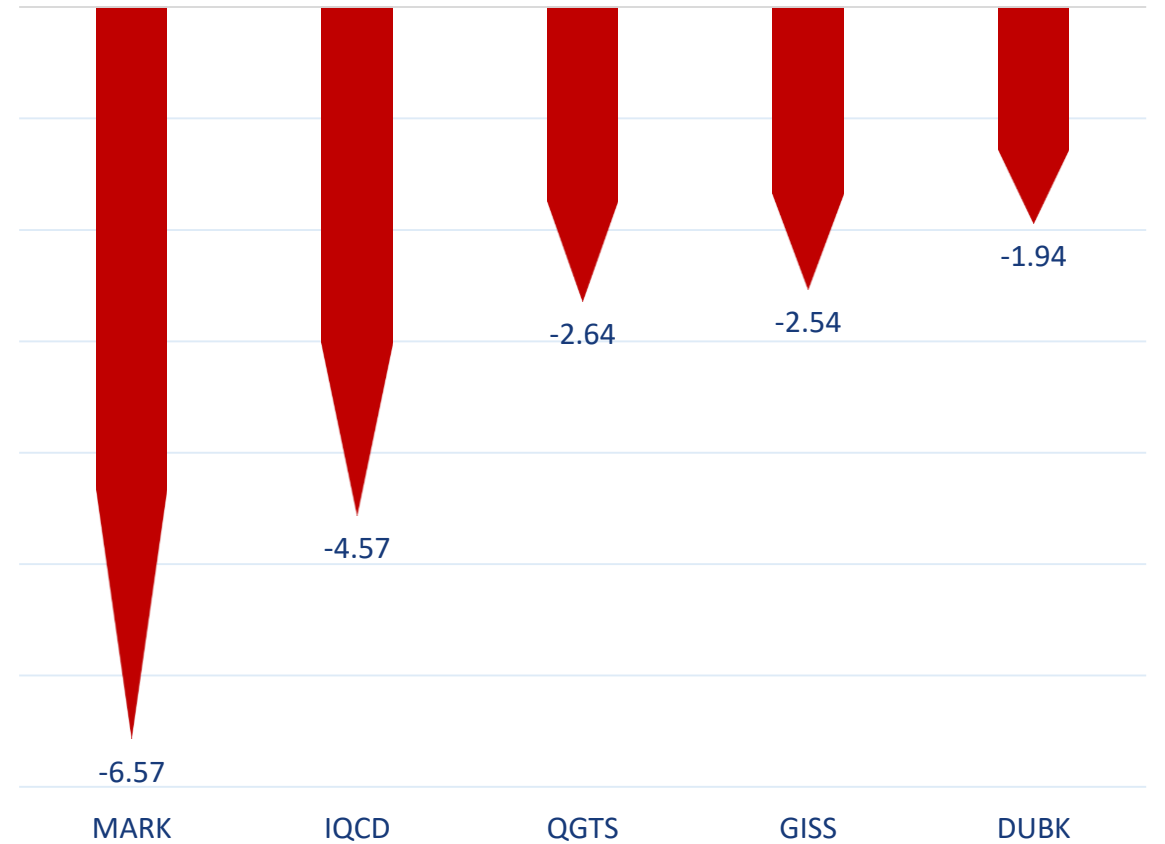
In million shares

Top 5 Companies bought (net) by **Foreigners** over the last 5 Sessions



In million shares

Top 5 Companies sold (net) by **Foreigners** over the last 5 Sessions



In million shares



The figures represent a change in the number of shares.

Daily Change: The net change between 11<sup>th</sup> and 10<sup>th</sup> of December trading sessions

Change for the last 5 sessions: The total daily net change for the last 5 sessions.

Change for the last 10 sessions: The total daily net change for the last 10 sessions.


Change for the last 20 sessions: The total daily net change for the last 20 sessions.

## **DISCLAIMER:**

The information contained was obtained from various public sources believed to be reliable, but we do not guarantee its accuracy. Wasata Financial Securities makes no representations or warranties (express or implied) regarding the data and information provided and Wasata Financial Securities does not represent that the information content of this document is complete, or free from any error, not misleading, or fit for any particular purpose. This report document provides general information only. Neither the information nor any opinion expressed constitutes an offer or an invitation to make an offer, to buy or sell any securities or other investment products related to such securities or investments.

This report document contained is subject to change without prior notice. Wasata assumes no responsibility to update the information in this report document.





Prepared by Financial Advisory Department

  
وساطة  
WASATA  
للأوراق المالية  
FINANCIAL SECURITIES

+974 44498880

[ramzi.qasmieh@Wasata.qa](mailto:ramzi.qasmieh@Wasata.qa)