



Daily Report for Ownership Changes

10th of November 2023 Session

									10-Dec			
Company	Qatari				GCC				Foreigners			
	Daily Chg.	Last 5 Sessions Chg.	Last 10 Sessions Chg.	Last 20 Sessions Chg.	Daily Chg.	Last 5 Sessions Chg.	Last 10 Sessions Chg.	Last 20 Sessions Chg.	Daily Chg.	Last 5 Sessions Chg.	Last 10 Sessions Chg.	Last 20 Sessions Chg.
QNBK	179,311	945,981	941,913	1,029,553	0	5,000	4,324	53,412	-179,311	-950,981	-946,237	-1,082,965
QIBK	154,080	1,200,262	370,566	-931,781	0	100	-192	-25,693	-154,080	-1,200,362	-370,374	957,474
CBQK	159,831	-514,826	756,819	103,389	0	2,600	2,600	2,600	-159,831	512,226	-759,419	-105,989
DHBK	32,855	-1,868,769	-8,724,606	-8,843,293	-15,422	-29,122	-58,043	-55,545	-17,433	1,897,891	8,782,649	8,898,838
ABQK	0	0	0	0	0	0	0	0	0	0	0	0
QIJK	3,974	-219,820	-1,457,166	-1,640,778	0	0	-1,140	-50	-3,974	219,820	1,458,306	1,640,828
MARK	953,730	6,844,454	11,183,227	45,953,646	-90,452	-136,587	-5,193,492	-5,364,723	-863,278	-6,707,867	-5,989,735	-40,588,923
DUBK	126,199	1,821,380	-559,779	-5,205,840	0	-57,871	-96,153	-64	-126,199	-1,763,509	655,932	5,205,904
QFBQ	-323,838	-126,381	-221,511	-684,565	0	0	-87,500	-69,222	323,838	126,381	309,011	753,787
NLCS	-679,026	-163,285	-1,002,793	-353,432	101,653	-46,485	165,826	-56,915	577,373	209,770	836,967	410,347
DBIS	35,970	123,073	165,019	-387,146	0	7,751	7,944	-142,408	-35,970	-130,824	-172,963	529,554
QOIS	-61,034	-221,905	-44,289	387,752	0	0	-69,070	-69,172	61,034	221,905	113,359	-318,580
IHGS	-20,494	-44,423	-13,620	-231,249	0	0	19,703	39,703	20,494	44,423	-6,083	191,546
ZHCD	0	3,820	6,336	35,106	0	0	0	10,414	0	-3,820	-6,336	-45,520
QGMD	93,435	-23,633	-8,376	-1,164,962	0	-42,473	-116,676	-139,810	-93,435	66,106	125,052	1,304,772
SIIS	36,220	-801,677	-2,454,212	-4,170,901	0	-1,276	-54,679	231,591	-36,220	802,953	2,508,891	3,939,310
BLDN	-119,663	922,350	771,696	2,759,469	35,906	-59,617	-28,871	-148,668	83,757	-862,733	-742,825	-2,610,801
MCGS	40,797	-36,635	-919,156	-809,217	0	0	0	0	-40,797	36,635	919,156	809,217
QCFS	0	0	0	24,833	0	0	0	0	0	0	0	-24,833
QFLS	29,507	78,167	548,872	1,153,591	0	0	9	6,764	-29,507	-78,167	-548,881	-1,160,355
WDAM	9,512	311,085	397,348	1,025,529	0	0	-19,812	-91,283	-9,512	-311,085	-377,536	-934,246
MCCS	-8,918	291,127	464,427	720,419	26,500	26,500	27,500	27,500	-17,582	-317,627	-491,927	-747,919
MERS	-3,158	-19,738	-73,947	-34,763	0	0	278	2,326	3,158	19,738	73,669	32,437
MEZA	-70,227	-655,348	-1,886,495	-8,468,016	0	0	2,766	-29,275	70,227	655,348	1,883,729	8,497,291
QIMD	0	74,964	78,684	78,394	0	0	0	-310	0	-74,964	-78,684	-78,084

									10-Dec			
Company	Qatari				GCC				Foreigners			
	Daily Chg.	Last 5 Sessions Chg.	Last 10 Sessions Chg.	Last 20 Sessions Chg.	Daily Chg.	Last 5 Sessions Chg.	Last 10 Sessions Chg.	Last 20 Sessions Chg.	Daily Chg.	Last 5 Sessions Chg.	Last 10 Sessions Chg.	Last 20 Sessions Chg.
QNCD	27,589	296,255	304,440	607,820	0	0	0	26,782	-27,589	-296,255	-304,440	-634,602
IQCD	278,933	4,001,434	4,819,982	3,641,441	0	17,292	34,313	45,643	-278,933	-4,018,726	-4,854,295	-3,687,084
QIGD	-136,727	-125,233	-1,005,594	317,062	0	0	-2,831	-5,331	136,727	125,233	1,008,425	-311,731
QEWS	40,292	-20,710	343,590	-995,982	0	0	10,000	10,600	-40,292	20,710	-353,590	985,382
AHCS	57,689	746,321	857,431	2,301,945	0	0	0	-69,877	-57,689	-746,321	-857,431	-2,232,068
GISS	712,048	4,768,954	5,138,922	7,228,327	0	105,950	123,950	265,950	-712,048	-4,874,904	-5,262,872	-7,494,277
MPHC	423,192	-1,788,811	-6,558,928	-10,293,580	0	-8,313	41,512	50,233	-423,192	1,797,124	6,517,416	10,243,347
IGRD	456,551	-1,730,724	-1,278,174	-2,700,052	0	-36,743	-36,014	-91,531	-456,551	1,767,467	1,314,188	2,791,583
QAMC	729,236	1,338,495	276,360	-3,127,934	0	-46,142	-148,947	-119,081	-729,236	-1,292,353	-127,413	3,247,015
QATI	46,232	245,691	242,694	210,637	-14,755	25,245	4,995	-41,139	-31,477	-270,936	-247,689	-169,498
DOHI	0	1,632	136,595	183,444	0	0	0	-11,372	0	-1,632	-136,595	-172,072
QGRI	0	1,000	-40,047	-29,170	0	0	0	0	0	-1,000	40,047	29,170
AKHI	-83,158	-106,260	40,392	-6,170	0	16,241	16,241	26,577	83,158	90,019	-56,633	-20,407
QISI	0	10,528	65,496	44,323	0	0	0	0	0	-10,528	-65,496	-44,323
BEMA	0	17,863	20,249	1,344	0	0	0	0	0	-17,863	-20,249	-1,344
QLMI	2,500	267,964	3,932,474	4,717,038	0	0	0	0	-2,500	-267,964	-3,932,474	-4,717,038
UDCD	-385,880	1,618,601	3,738,035	4,234,224	21,000	-3,000	-3,000	379,479	364,880	-1,615,601	-3,735,035	-4,613,703
BRES	-120,294	-379,990	-3,199,108	-9,051,793	0	0	-26	-26	120,294	379,990	3,199,134	9,051,819
ERES	-544,013	-2,702,991	-3,129,878	-649,151	0	26,179	50,909	-35,587	544,013	2,676,812	3,078,969	684,738
MRDS	-1,548,001	300,969	-1,043,530	-5,421,524	-55,705	294,236	-425,172	388,588	1,603,706	-595,205	1,468,702	5,032,936
ORDS	-11,558	69,754	-81,942	-1,045,636	-400	-5,689	-3,281	-37,954	11,958	-64,065	85,223	1,083,590
VFQS	177,413	400,433	-830,684	-5,918,917	0	0	0	-7,075	-177,413	-400,433	830,684	5,925,992
QNNS	-201,487	-207,826	-745,266	-2,857,959	414	1,959	1,434	-19,142	201,073	205,867	743,832	2,877,101
GWCS	4,264	-386,293	-288,566	-349,576	0	0	-96	679	-4,264	386,293	288,662	348,897
QGTS	640,515	2,617,145	5,911,152	15,260,396	0	69,617	160,298	183,150	-640,515	-2,686,762	-6,071,450	-15,443,546

Trading values by nationality for the last Session

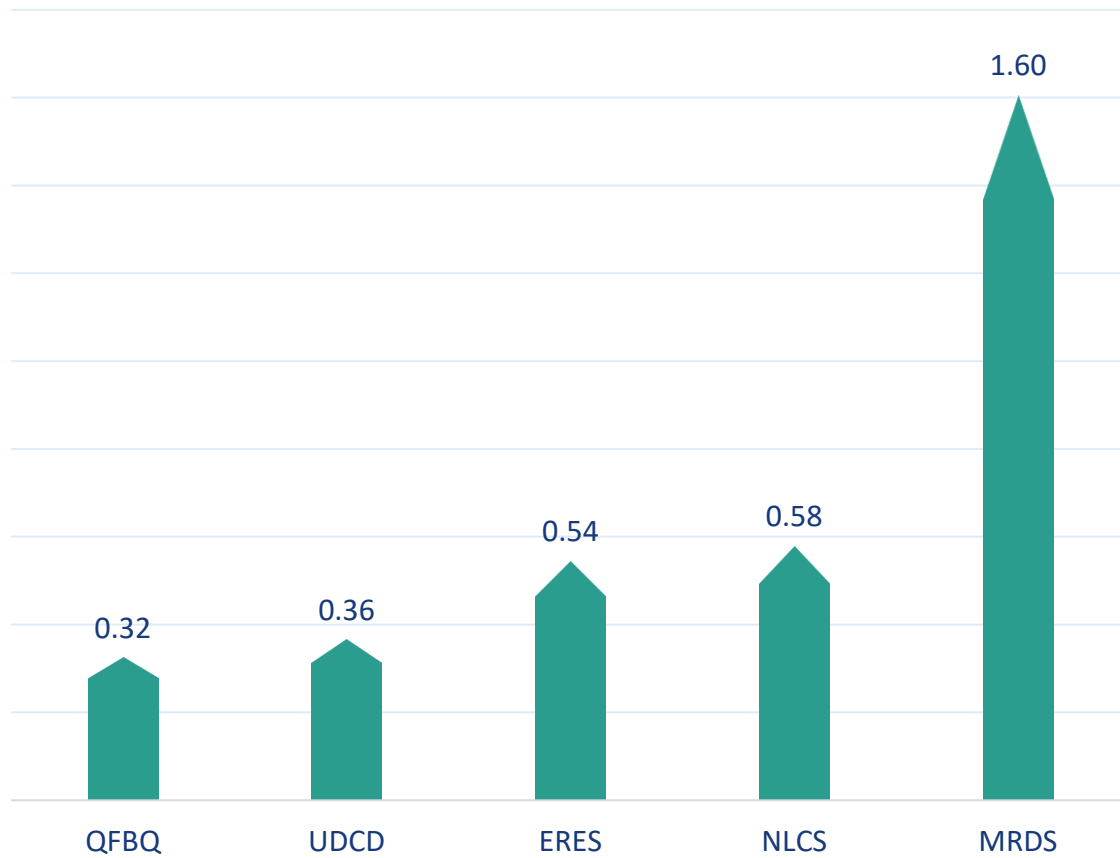
Nationality	Purchasing Value	Selling Value	Difference
Qataris	162.10	147.00	15.10
GCC	5.16	21.17	-16.01
Arab	30.65	28.04	2.61
Foreigners	23.46	25.16	-1.70
Total	221.37	221.37	0.00

In million QAR

Trading by nationality for the last session

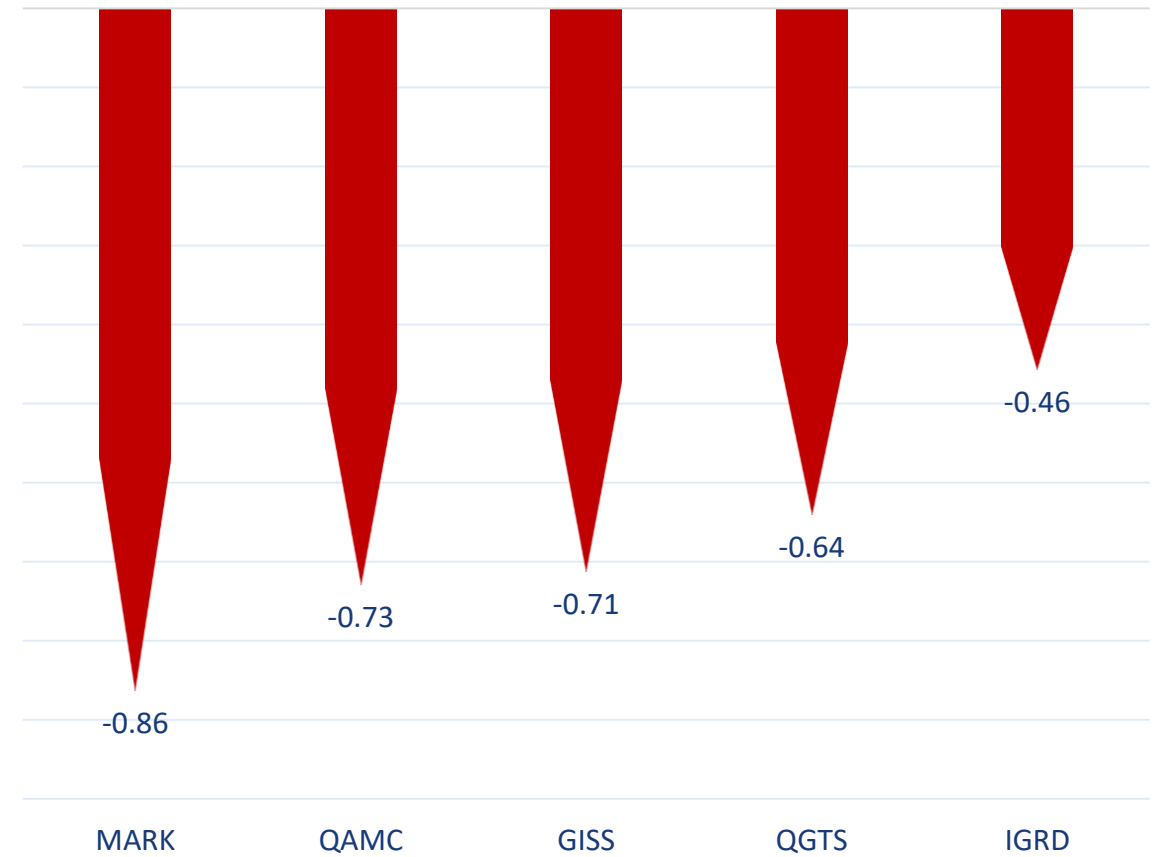
Nationality	Buy %	Sell %	Net
Qataris	73.23%	66.40%	6.82%
GCC	2.33%	9.56%	-7.23%
Arab	13.84%	12.67%	1.18%
Foreigners	24.58%	21.95%	-0.77%

Top 5 Companies bought (net) by **Foreigners** in the last session



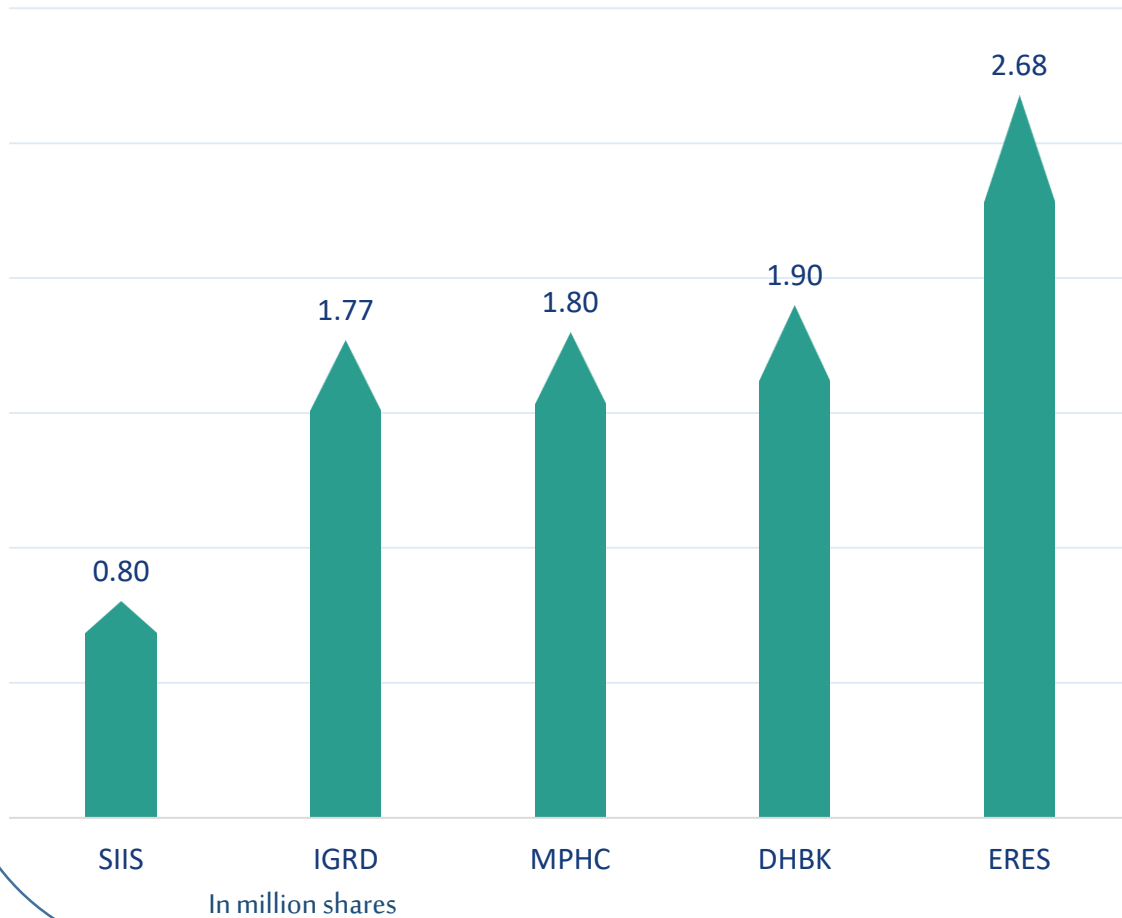
In million shares

Top 5 Companies sold (net) by **Foreigners** in the last session

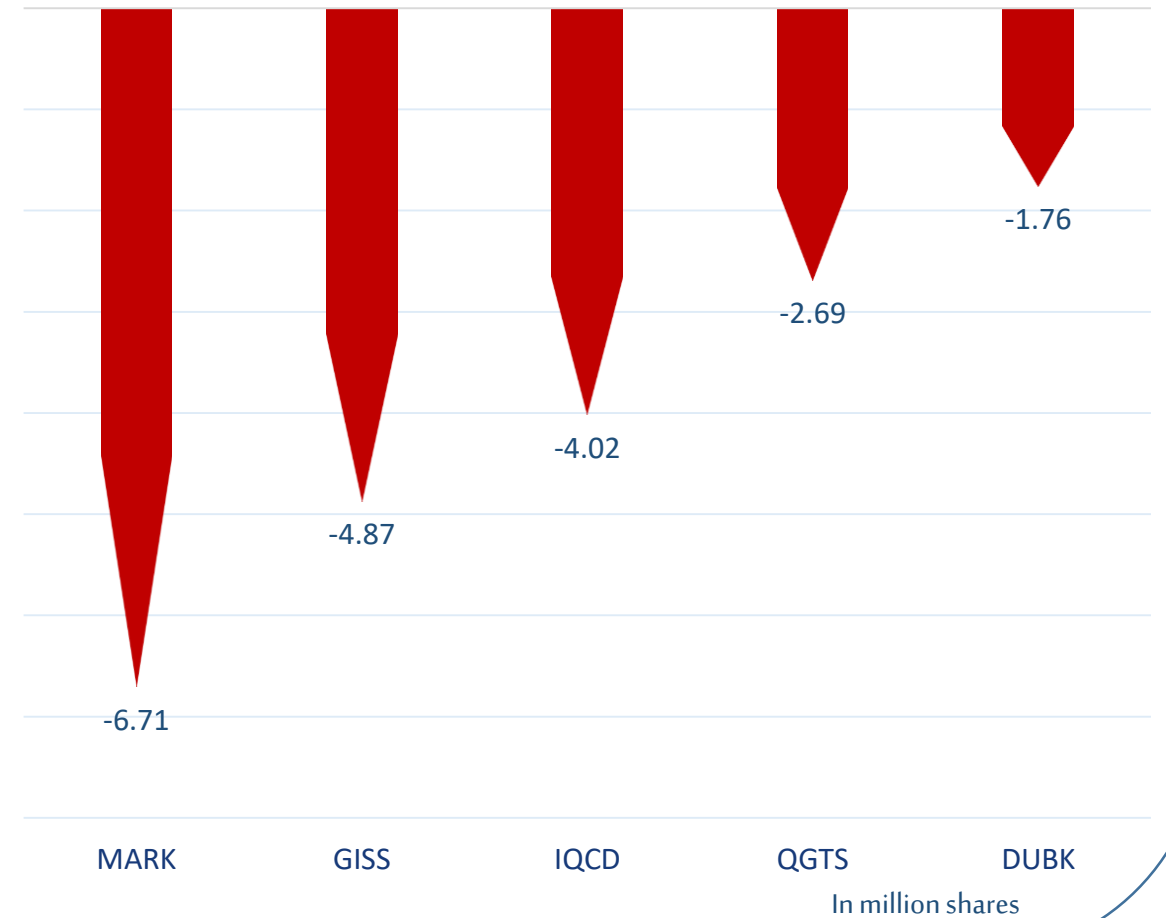


In million shares

Top 5 Companies bought (net) by **Foreigners** over the last 5 Sessions



Top 5 Companies sold (net) by **Foreigners** over the last 5 Sessions





The figures represent a change in the number of shares.

Daily Change: The net change between 10th and 7th of December trading sessions

Change for the last 5 sessions: The total daily net change for the last 5 sessions.

Change for the last 10 sessions: The total daily net change for the last 10 sessions.

Change for the last 20 sessions: The total daily net change for the last 20 sessions.

DISCLAIMER:

The information contained was obtained from various public sources believed to be reliable, but we do not guarantee its accuracy. Wasata Financial Securities makes no representations or warranties (express or implied) regarding the data and information provided and Wasata Financial Securities does not represent that the information content of this document is complete, or free from any error, not misleading, or fit for any particular purpose. This report document provides general information only. Neither the information nor any opinion expressed constitutes an offer or an invitation to make an offer, to buy or sell any securities or other investment products related to such securities or investments.

This report document contained is subject to change without prior notice. Wasata assumes no responsibility to update the information in this report document.



Prepared by Financial Advisory Department


وساطة
WASATA
للأوراق المالية
FINANCIAL SECURITIES

+974 44498880

ramzi.qasmieh@Wasata.qa