



Daily Report for Ownership Changes

28th of November 2023 Session

Company									28-Nov			
	Qatari				GCC				Foreigners			
	Daily Chg.	Last 5 Sessions Chg.	Last 10 Sessions Chg.	Last 20 Sessions Chg.	Daily Chg.	Last 5 Sessions Chg.	Last 10 Sessions Chg.	Last 20 Sessions Chg.	Daily Chg.	Last 5 Sessions Chg.	Last 10 Sessions Chg.	Last 20 Sessions Chg.
QNBK	-638,583	-658,900	-1,032,468	-1,735,302	4,824	9,324	9,412	17,651	633,759	649,576	1,023,056	1,717,651
QIBK	-24,674	136,219	-1,177,288	-1,965,337	0	-1,187	-27,405	-32,989	24,674	-135,032	1,204,693	1,998,326
CBQK	-29,569	-174,986	-600,002	-222,082	0	0	0	241,171	29,569	174,986	600,002	-19,089
DHBK	-5,172,849	-4,641,038	-4,778,877	-8,477,947	-2,921	-9,921	-7,423	-819	5,175,770	4,650,959	4,786,300	8,478,766
ABQK	0	0	0	-598	0	0	0	0	0	0	0	598
QIJK	-48,113	60,143	-198,220	-1,682,532	0	-50	1,090	1,090	48,113	-60,093	197,130	1,681,442
MARK	1,751,600	13,406,350	33,499,307	29,179,667	-9,870	-4,863,102	-5,012,681	-5,394,325	-1,741,730	-8,543,248	-28,486,626	-23,785,342
DUBK	-376,814	-835,143	-4,025,354	-4,905,232	0	0	104,779	123,718	376,814	835,143	3,920,575	4,781,514
QFBQ	294,261	-610,994	231,962	-1,304,050	0	-113,778	-63,610	119,360	-294,261	724,772	-168,352	1,184,690
NLCS	-231,270	-1,052,571	-416,912	3,945,217	0	11,278	-139,350	-4,641	231,270	1,041,293	556,262	-3,940,576
DBIS	-46,347	40,937	-648,667	-853,900	0	-107,519	-120,058	-27,991	46,347	66,582	768,725	881,891
QOIS	96,350	46,120	553,596	1,045,355	-64,070	-64,070	-64,172	138,356	-32,280	17,950	-489,424	-1,183,711
IHGS	-5,320	-41,477	-151,964	-32,797	0	20,139	7,508	32,508	5,320	21,338	144,456	289
ZHCD	1,000	14,729	30,300	28,902	0	0	10,414	10,414	-1,000	-14,729	-40,714	-39,316
QGMD	116,101	1,025,370	-1,372,327	312,927	0	-93,750	28,456	114,103	-116,101	-931,620	1,343,871	-427,030
SIIS	88,951	-792,463	-1,157,921	5,630,495	-92,359	-115,960	79,574	-514,697	3,408	908,423	1,078,347	-5,115,798
BLDN	129,161	-240,709	1,499,717	4,122,344	68,137	32,238	-113,027	22,850	-197,298	208,471	-1,386,690	-4,145,194
MCGS	-191,564	-756,598	-756,706	-577,548	0	0	0	0	191,564	756,598	756,706	577,548
QCFS	0	0	24,833	24,833	0	0	0	0	0	0	-24,833	-24,833
QFLS	104,712	523,868	867,417	1,430,251	0	7,000	6,755	-156,616	-104,712	-530,868	-874,172	-1,273,635
WDAM	90,475	568,908	379,848	1,914,917	26	26	14,903	-33,406	-90,501	-568,934	-394,751	-1,881,511
MCCS	177,758	268,481	517,911	467,773	1,000	1,000	-23,703	1,561	-178,758	-269,481	-494,208	-469,334
MERS	-13,060	31,506	29,298	-25,211	278	1,946	2,326	6,118	12,782	-33,452	-31,624	19,093
MEZA	-364,963	-760,277	-5,935,470	-10,819,604	0	2,766	-29,127	-25,861	364,963	757,511	5,964,597	10,845,465
QIMD	64	4,574	-226	-267,253	0	0	-310	-310	-64	-4,574	536	267,563

									28-Nov			
Company	Qatari				GCC				Foreigners			
	Daily Chg.	Last 5 Sessions Chg.	Last 10 Sessions Chg.	Last 20 Sessions Chg.	Daily Chg.	Last 5 Sessions Chg.	Last 10 Sessions Chg.	Last 20 Sessions Chg.	Daily Chg.	Last 5 Sessions Chg.	Last 10 Sessions Chg.	Last 20 Sessions Chg.
QNCD	-13,920	90,443	309,220	323,472	0	0	26,782	26,782	13,920	-90,443	-336,002	-350,254
IQCD	210,928	1,165,031	-149,495	-1,915,189	4,205	16,699	16,649	15,753	-215,133	-1,181,730	132,846	1,899,436
QIGD	-596,798	-166,548	467,259	900,946	0	-2,831	-45,981	118,218	596,798	169,379	-421,278	-1,019,164
QEWS	-35,402	-224,411	-1,077,338	-1,979,240	971	971	1,571	1,971	34,431	223,440	1,075,767	1,977,269
AHCS	56,633	505,301	1,504,626	1,724,822	0	-77,985	-69,877	-69,877	-56,633	-427,316	-1,434,749	-1,654,945
GISS	-770,739	899,723	1,556,458	3,068,479	-4,300	-4,300	132,100	15,007	775,039	-895,423	-1,688,558	-3,083,486
MPHC	-410,140	-1,287,766	-5,394,507	-9,352,714	400	1,001	9,121	797,497	409,740	1,286,765	5,385,386	8,555,217
IGRD	-432,873	-1,087,533	-2,120,449	-2,835,921	0	39,505	-63,795	263,234	432,873	1,048,028	2,184,244	2,572,687
QAMC	-110,483	-102,174	-2,234,904	-282,722	-21,000	23,451	-5,068	-116,444	131,483	78,723	2,239,972	399,166
QATI	60,333	363,886	117,381	-397,474	4,750	5,000	-30,428	-2,303	-65,083	-368,886	-86,953	399,777
DOHI	32,531	243,228	230,042	246,021	0	-11,372	-11,372	-131,000	-32,531	-231,856	-218,670	-115,021
QGRI	0	1,000	10,877	12,662	0	0	0	0	0	-1,000	-10,877	-12,662
AKHI	-66,476	-147,969	-5,325	-381,854	0	82,341	77,743	37,925	66,476	65,628	-72,418	343,929
QISI	35,685	68,180	17,937	29,702	0	0	0	0	-35,685	-68,180	-17,937	-29,702
BEMA	1,542	-15,519	-15,519	-18,310	0	0	0	0	-1,542	15,519	15,519	18,310
QLMI	18,069	503,776	1,315,057	2,757,172	0	0	0	31,400	-18,069	-503,776	-1,315,057	-2,788,572
UDCD	486,683	1,581,424	1,065,402	1,370,828	0	70,000	346,479	392,479	-486,683	-1,651,424	-1,411,881	-1,763,307
BRES	-280,906	-1,616,462	-5,259,618	-12,795,216	0	-26	-26	-47,786	280,906	1,616,488	5,259,644	12,843,002
ERES	173,743	396,300	2,925,635	357,296	7,321	-24,100	17,670	-7,465	-181,064	-372,200	-2,943,305	-349,831
MRDS	-1,119,724	1,184,285	-2,033,042	-2,735,573	-65,000	-847,374	276,072	637,008	1,184,724	-336,911	1,756,970	2,098,565
ORDS	253,143	-508,327	-853,448	-1,198,230	-260	-7,688	-32,457	-32,361	-252,883	516,015	885,905	1,230,591
VFQS	-1,279,088	-2,210,694	-6,012,781	-7,218,085	0	0	-7,075	-364,755	1,279,088	2,210,694	6,019,856	7,582,840
QNNS	48,932	-1,049,813	-2,225,226	-2,279,998	0	-33,881	-42,196	-17,177	-48,932	1,083,694	2,267,422	2,297,175
GWCS	-43,758	4,631	-107,488	13,032	0	-96	679	679	43,758	-4,535	106,809	-13,711
QGTS	688,755	3,525,223	9,165,402	10,337,880	-32,487	149,620	123,120	132,513	-656,268	-3,674,843	-9,288,522	-10,470,393

Trading values by nationality for the last Session

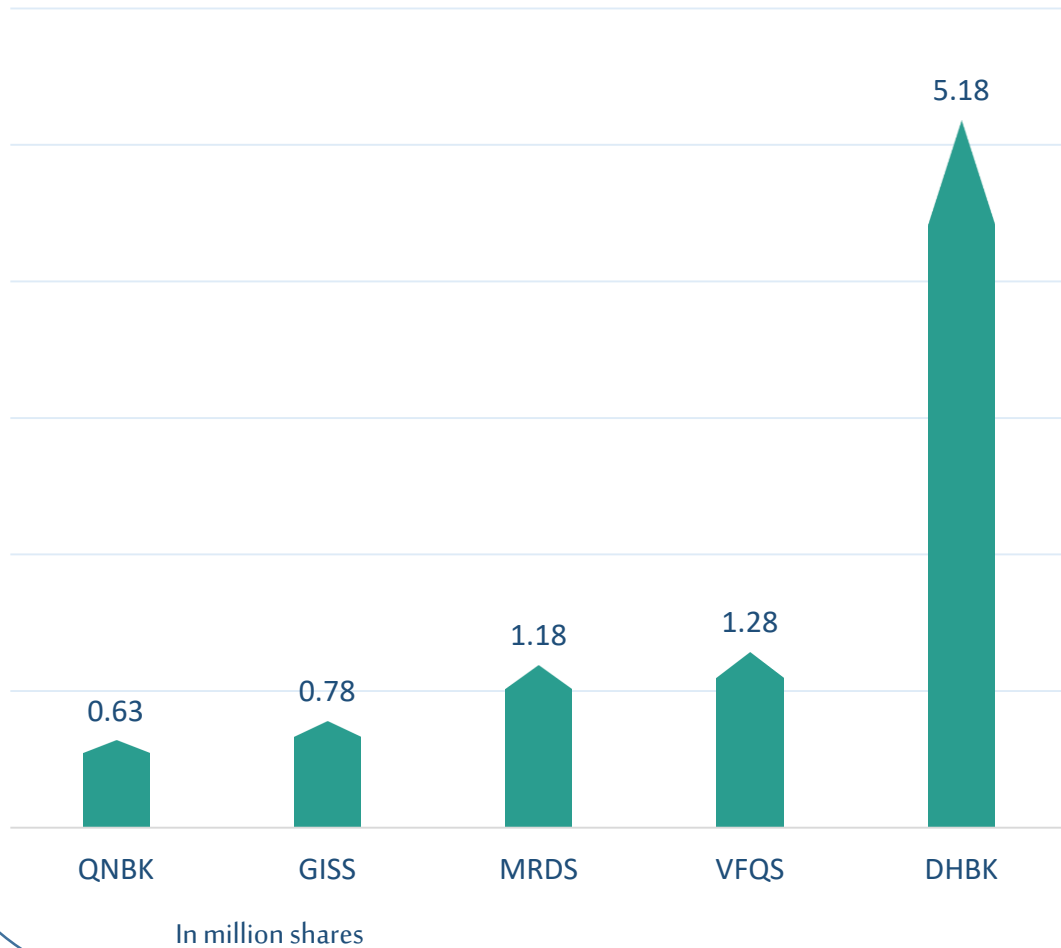
Nationality	Purchasing Value	Selling Value	Difference
Qataris	255.68	271.67	-16.00
GCC	10.82	13.09	-2.28
Arab	41.05	35.69	5.36
Foreigners	105.52	92.62	12.90
Total	413.07	413.07	0.00

In million QAR

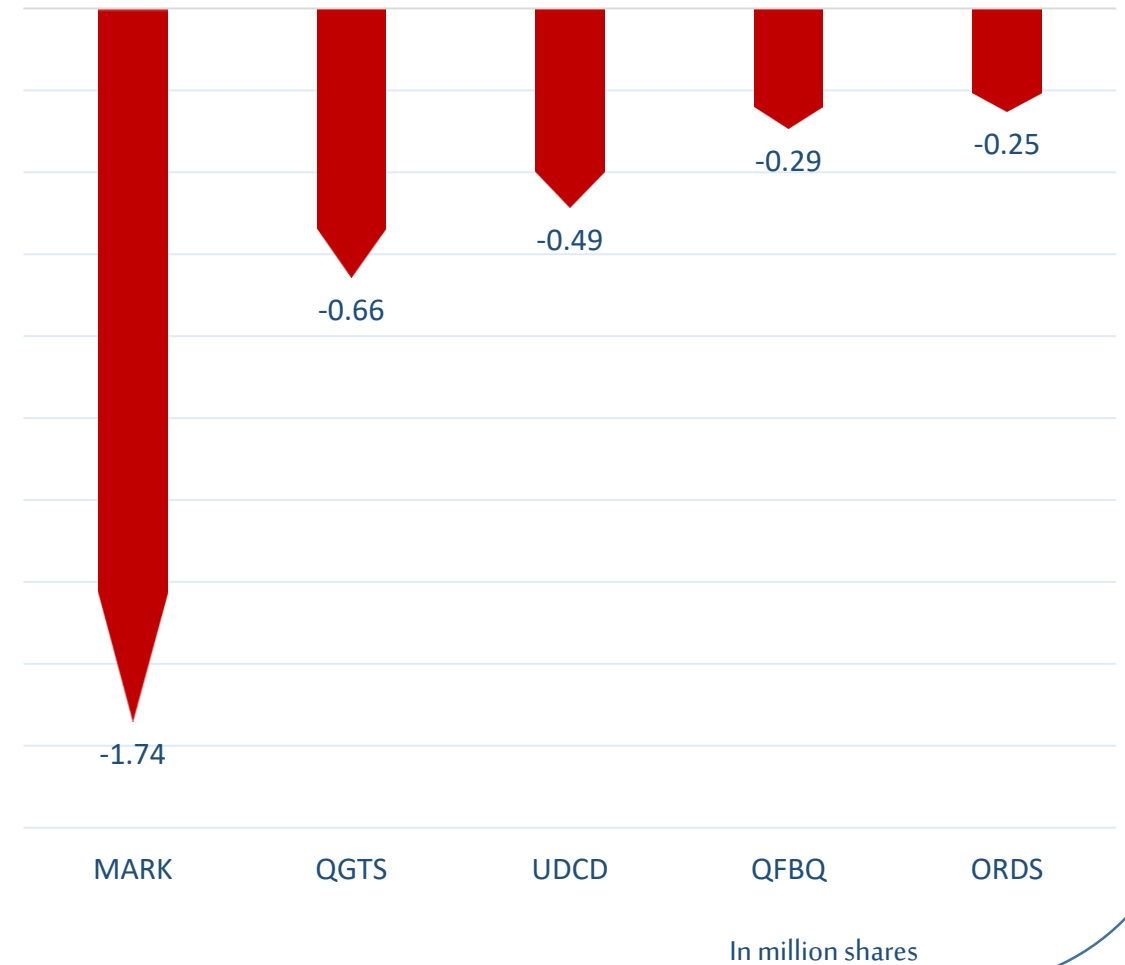
Trading by nationality for the last session

Nationality	Buy %	Sell %	Net
Qataris	61.90%	65.77%	-3.87%
GCC	2.62%	3.17%	-0.55%
Arab	9.94%	8.64%	1.30%
Foreigners	24.58%	21.95%	3.12%

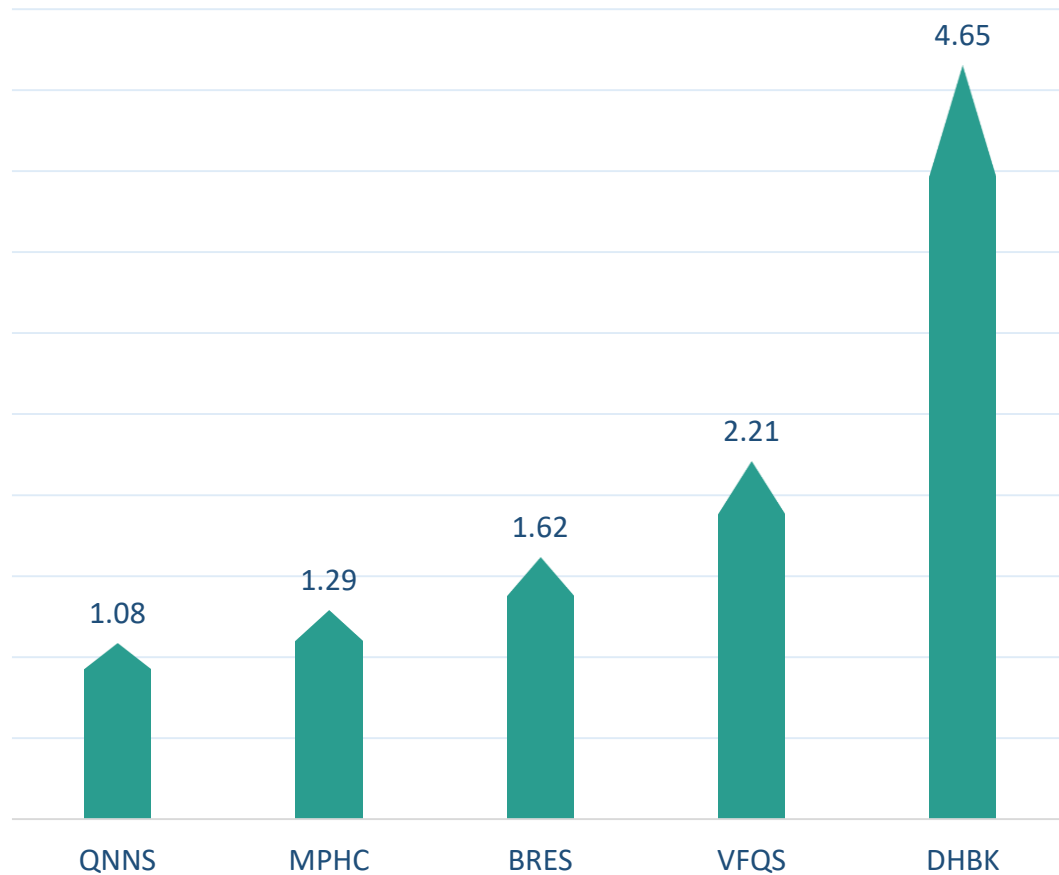
Top 5 Companies bought (net) by **Foreigners** in the last session



Top 5 Companies sold (net) by **Foreigners** in the last session

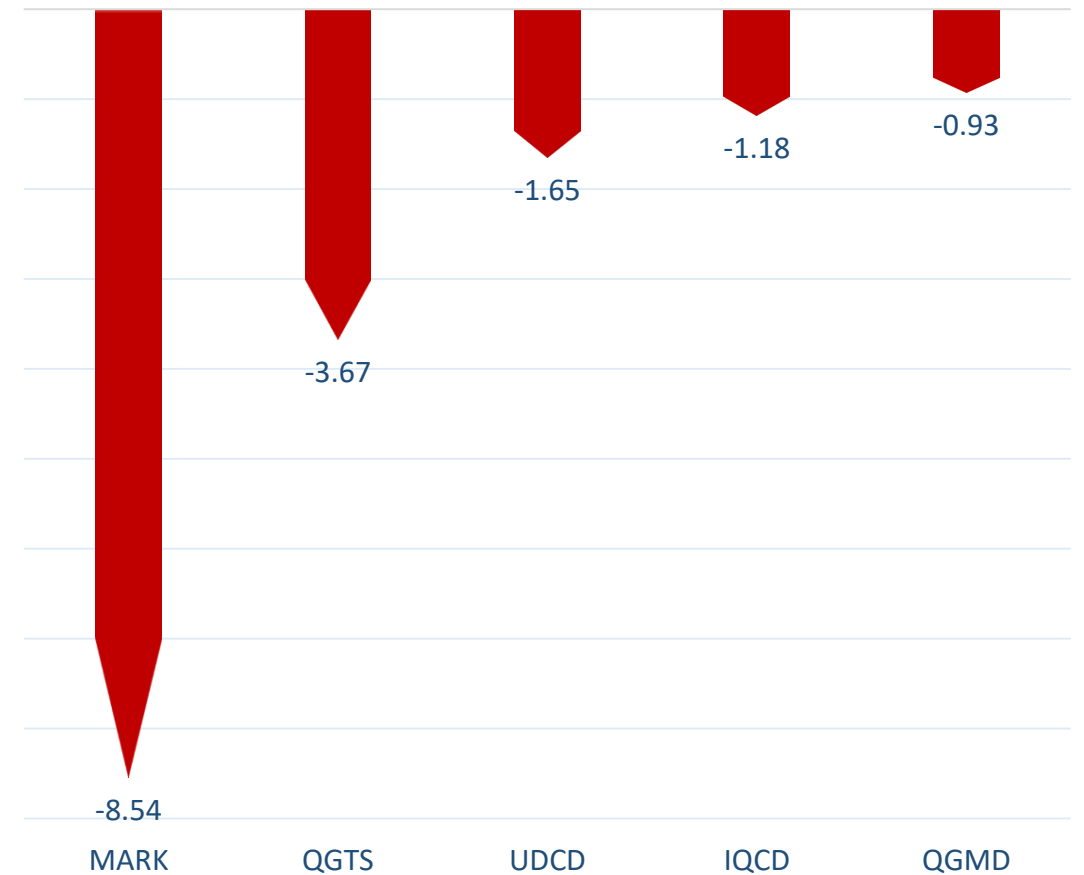


Top 5 Companies bought (net) by **Foreigners** over the last 5 Sessions



In million shares

Top 5 Companies sold (net) by **Foreigners** over the last 5 Sessions



In million shares



The figures represent a change in the number of shares.

Daily Change: The net change between 28th and 27th of November trading sessions

Change for the last 5 sessions: The total daily net change for the last 5 sessions.

Change for the last 10 sessions: The total daily net change for the last 10 sessions.

Change for the last 20 sessions: The total daily net change for the last 20 sessions.

DISCLAIMER:

The information contained was obtained from various public sources believed to be reliable, but we do not guarantee its accuracy. Wasata Financial Securities makes no representations or warranties (express or implied) regarding the data and information provided and Wasata Financial Securities does not represent that the information content of this document is complete, or free from any error, not misleading, or fit for any particular purpose. This report document provides general information only. Neither the information nor any opinion expressed constitutes an offer or an invitation to make an offer, to buy or sell any securities or other investment products related to such securities or investments.

This report document contained is subject to change without prior notice. Wasata assumes no responsibility to update the information in this report document.



Prepared by Financial Advisory Department


وساطة
WASATA
للأوراق المالية
FINANCIAL SECURITIES

+974 44498880

ramzi.qasmieh@Wasata.qa