



Daily Report for Ownership Changes

27th of November 2023 Session

									27-Nov			
Company	Qatari				GCC				Foreigners			
	Daily Chg.	Last 5 Sessions Chg.	Last 10 Sessions Chg.	Last 20 Sessions Chg.	Daily Chg.	Last 5 Sessions Chg.	Last 10 Sessions Chg.	Last 20 Sessions Chg.	Daily Chg.	Last 5 Sessions Chg.	Last 10 Sessions Chg.	Last 20 Sessions Chg.
QNBK	239,989	26,808	327,629	-1,330,294	4,500	54,500	53,588	7,827	-244,489	-81,308	-381,217	1,322,467
QIBK	320,296	100,325	-982,051	-1,399,108	-1,904	-2,074	-27,405	-32,989	-318,392	-98,251	1,009,456	1,432,097
CBQK	117,674	-498,404	-535,756	-90,068	0	0	0	241,171	-117,674	498,404	535,756	-151,103
DHBK	80,224	1,212,645	-38,463	-3,468,203	-7,000	-29,602	-4,502	2,102	-73,224	-1,183,043	42,965	3,466,101
ABQK	0	0	0	-598	0	0	0	0	0	0	0	598
QIIK	-37,518	-305,455	-221,130	-1,580,986	0	-50	1,090	1,090	37,518	305,505	220,040	1,579,896
MARK	2,482,920	13,744,497	37,253,339	27,444,580	-5,030,933	-4,971,908	-5,202,164	-5,390,165	2,548,013	-8,772,589	-32,051,175	-22,054,415
DUBK	-9,565	-351,270	-4,655,626	-4,268,999	0	47,023	96,089	124,051	9,565	304,247	4,559,537	4,144,948
QFBQ	-205,640	-998,954	-668,694	-1,334,941	0	-113,778	18,278	119,360	205,640	1,112,732	650,416	1,215,581
NLCS	-71,824	-1,243,776	577,537	4,312,559	126,100	16,559	-96,641	-60,491	-54,276	1,227,217	-480,896	-4,252,068
DBIS	68,807	-135,572	-483,358	-645,640	-806	13,830	-151,158	-27,991	-68,001	121,742	634,516	673,631
QOIS	-62,357	-8,315	369,684	625,671	0	0	-102	202,426	62,357	8,315	-369,582	-828,097
IHGS	454	-62,064	-217,175	31,094	12,508	32,508	32,508	32,508	-12,962	29,556	184,667	-63,602
ZHCD	0	17,377	28,770	27,902	0	0	10,414	10,414	0	-17,377	-39,184	-38,316
QGMD	376,162	-55,664	-780,424	549,521	-99,362	-57,265	-122,496	54,965	-276,800	112,929	902,920	-604,486
SIIS	107,302	-1,489,638	-1,609,387	8,460,399	15,244	-23,601	301,514	-440,738	-122,546	1,513,239	1,307,873	-8,019,661
BLDN	-209,999	-54,774	1,777,774	4,455,710	-37,176	-41,999	-156,973	-45,287	247,175	96,773	-1,620,801	-4,410,423
MCGS	-595,460	-544,229	-485,521	-418,594	0	0	0	0	595,460	544,229	485,521	418,594
QCFS	0	0	24,833	24,833	0	0	0	0	0	0	-24,833	-24,833
QFLS	171,190	617,652	775,909	1,537,590	0	6,755	6,755	-155,966	-171,190	-624,407	-782,664	-1,381,624
WDAM	235,011	403,074	863,192	2,531,572	0	0	-71,471	-22,636	-235,011	-403,074	-791,721	-2,508,936
MCCS	53,380	81,195	309,372	175,309	0	0	0	561	-53,380	-81,195	-309,372	-175,870
MERS	1,289	34,062	40,473	6,421	0	1,668	2,048	5,840	-1,289	-35,730	-42,521	-12,261
MEZA	-87,206	-858,075	-6,668,727	-10,918,456	2,766	-9,095	-29,275	-25,861	84,440	867,170	6,698,002	10,944,317
QIMD	0	1,820	-290	-267,317	0	0	-310	-310	0	-1,820	600	267,627

									27-Nov			
Company	Qatari				GCC				Foreigners			
	Daily Chg.	Last 5 Sessions Chg.	Last 10 Sessions Chg.	Last 20 Sessions Chg.	Daily Chg.	Last 5 Sessions Chg.	Last 10 Sessions Chg.	Last 20 Sessions Chg.	Daily Chg.	Last 5 Sessions Chg.	Last 10 Sessions Chg.	Last 20 Sessions Chg.
QNCD	-11,608	107,048	291,772	340,894	0	-90	26,782	26,782	11,608	-106,958	-318,554	-367,676
IQCD	687,310	863,818	-491,231	-2,712,361	1,114	12,494	12,444	11,548	-688,424	-876,312	478,787	2,700,813
QIGD	176,399	492,122	1,499,055	934,680	-2,831	-2,831	-5,331	118,218	-173,568	-489,291	-1,493,724	-1,052,898
QEWS	-5,851	-97,137	-1,345,423	-1,975,589	0	0	600	1,000	5,851	97,137	1,344,823	1,974,589
AHCS	31,484	510,618	1,475,998	1,673,641	0	-78,085	-69,877	-69,877	-31,484	-432,533	-1,406,121	-1,603,764
GISS	1,485,623	2,318,808	3,575,028	2,182,488	0	32,000	142,000	14,539	-1,485,623	-2,350,808	-3,717,028	-2,197,027
MPHC	-443,933	-921,298	-4,178,585	-7,858,793	0	3,071	8,721	797,097	443,933	918,227	4,169,864	7,061,696
IGRD	2,783	-991,849	-1,419,095	-2,584,828	729	7,860	-54,788	498,661	-3,512	983,989	1,473,883	2,086,167
QAMC	289,194	-230,755	-3,115,100	-731,334	-10,179	67,545	19,687	-83,158	-279,015	163,210	3,095,413	814,492
QATI	83,874	187,526	51,817	-438,912	0	-33,454	-46,134	-7,053	-83,874	-154,072	-5,683	445,965
DOHI	102,432	205,572	149,281	213,490	0	-11,372	-11,372	-131,000	-102,432	-194,200	-137,909	-82,490
QGRI	0	1,000	10,877	16,265	0	0	0	0	0	-1,000	-10,877	-16,265
AKHI	159,364	-206,993	112,802	-316,645	53,841	82,341	64,177	19,028	-213,205	124,652	-176,979	297,617
QISI	3,425	32,845	-17,748	-4,633	0	0	0	0	-3,425	-32,845	17,748	4,633
BEMA	1,844	-17,061	-17,061	-24,682	0	0	0	0	-1,844	17,061	17,061	24,682
QLMI	561,764	488,373	1,346,328	2,757,273	0	0	0	31,400	-561,764	-488,373	-1,346,328	-2,788,673
UDCD	820,195	1,970,470	1,316,384	1,493,595	0	70,000	382,479	392,479	-820,195	-2,040,470	-1,698,863	-1,886,074
BRES	-463,369	-1,773,370	-6,316,054	-12,616,205	-26	-26	-26	-47,786	463,395	1,773,396	6,316,080	12,663,991
ERES	24,933	15,305	2,505,660	-583,127	-40,000	-31,421	-126,496	-39,916	15,067	16,116	-2,379,164	623,043
MRDS	862,899	1,054,472	-3,515,095	-2,897,746	-522,461	-688,930	291,299	702,008	-340,438	-365,542	3,223,796	2,195,738
ORDS	-159,005	-783,849	-1,122,699	-1,524,330	2,572	-7,331	-32,101	-32,101	156,433	791,180	1,154,800	1,556,431
VFQS	110,213	-981,013	-4,978,020	-6,725,823	0	0	-7,075	-364,755	-110,213	981,013	4,985,095	7,090,578
QNNS	-164,036	-1,567,460	-2,276,729	-2,406,790	0	-43,356	-20,576	-17,177	164,036	1,610,816	2,297,305	2,423,967
GWCS	20,556	37,459	-40,454	110,826	-96	-96	679	679	-20,460	-37,363	39,775	-111,505
QGTS	716,993	4,926,277	10,066,237	9,285,182	125,755	182,107	148,607	248,200	-842,748	-5,108,384	-10,214,844	-9,533,382

Trading values by nationality for the last Session

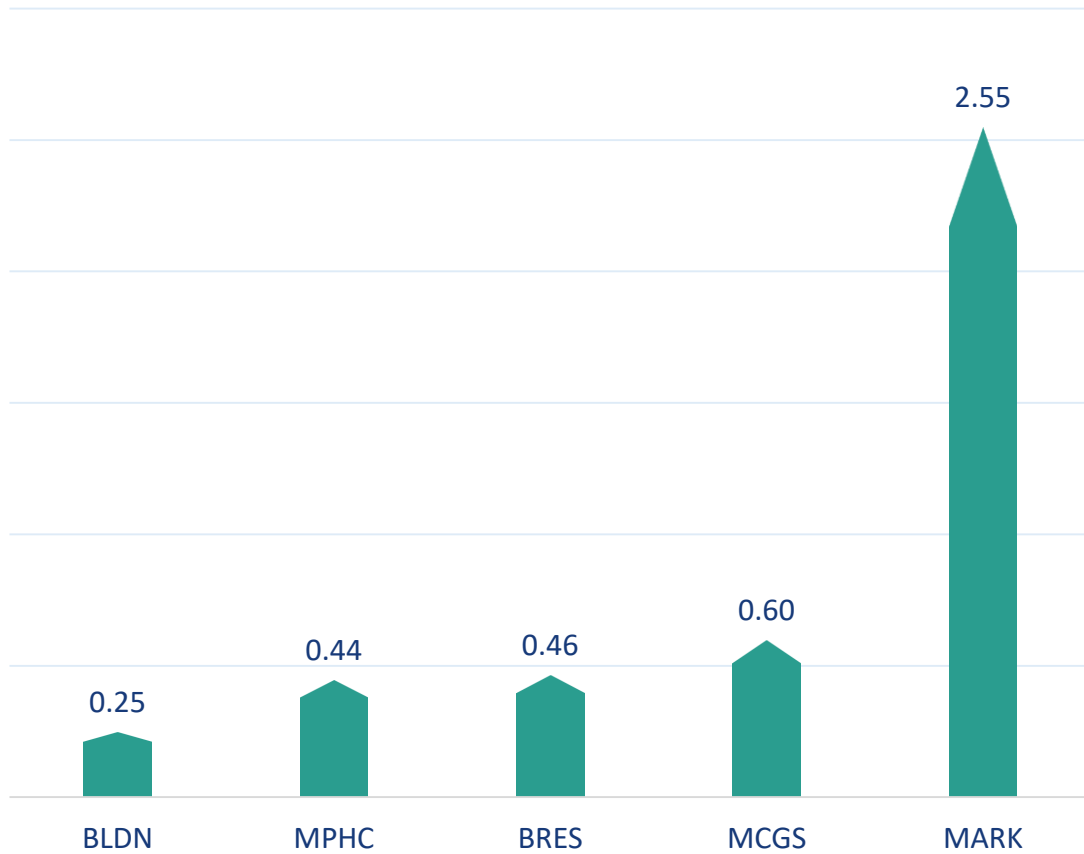
Nationality	Purchasing Value	Selling Value	Difference
Qataris	239.21	209.41	29.80
GCC	11.88	22.05	-10.17
Arab	40.85	43.69	-2.83
Foreigners	66.28	83.08	-16.80
Total	358.22	358.22	0.00

In million QAR

Trading by nationality for the last session

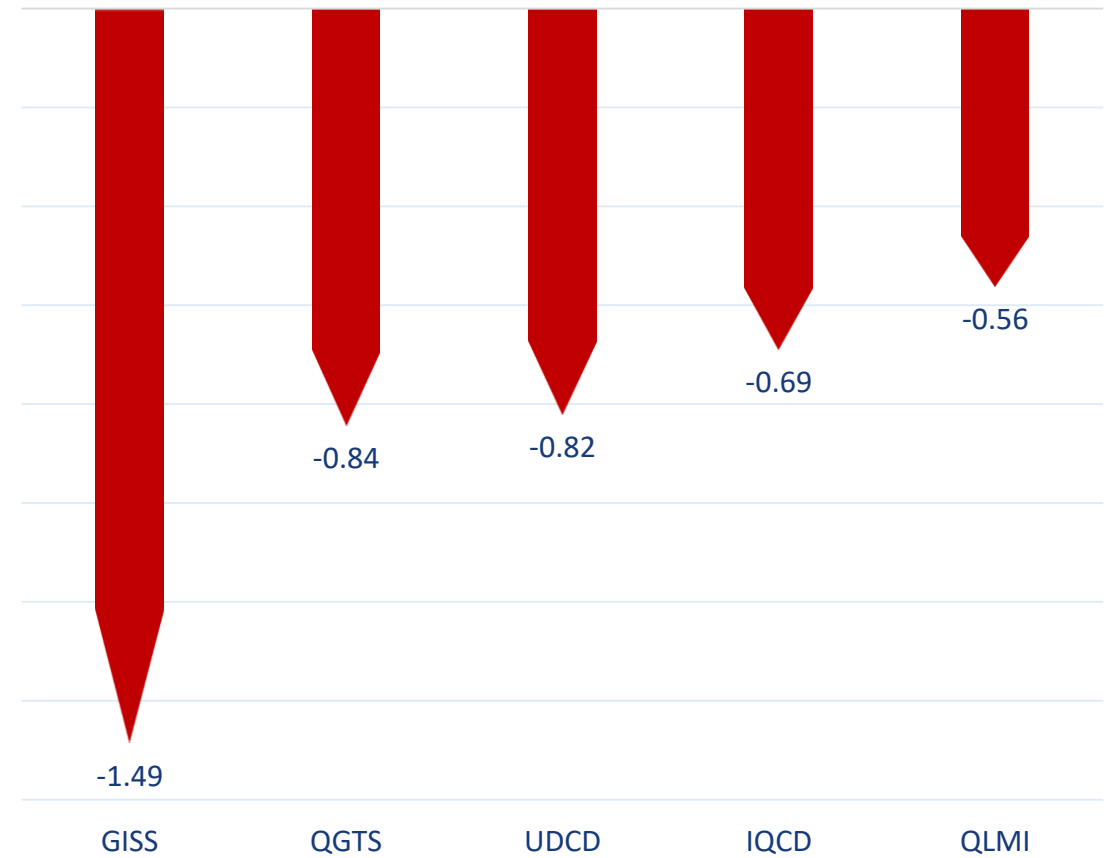
Nationality	Buy %	Sell %	Net
Qataris	66.78%	58.46%	8.32%
GCC	3.32%	6.16%	-2.84%
Arab	11.41%	12.20%	-0.79%
Foreigners	24.58%	21.95%	-4.69%

Top 5 Companies bought (net) by **Foreigners** in the last session



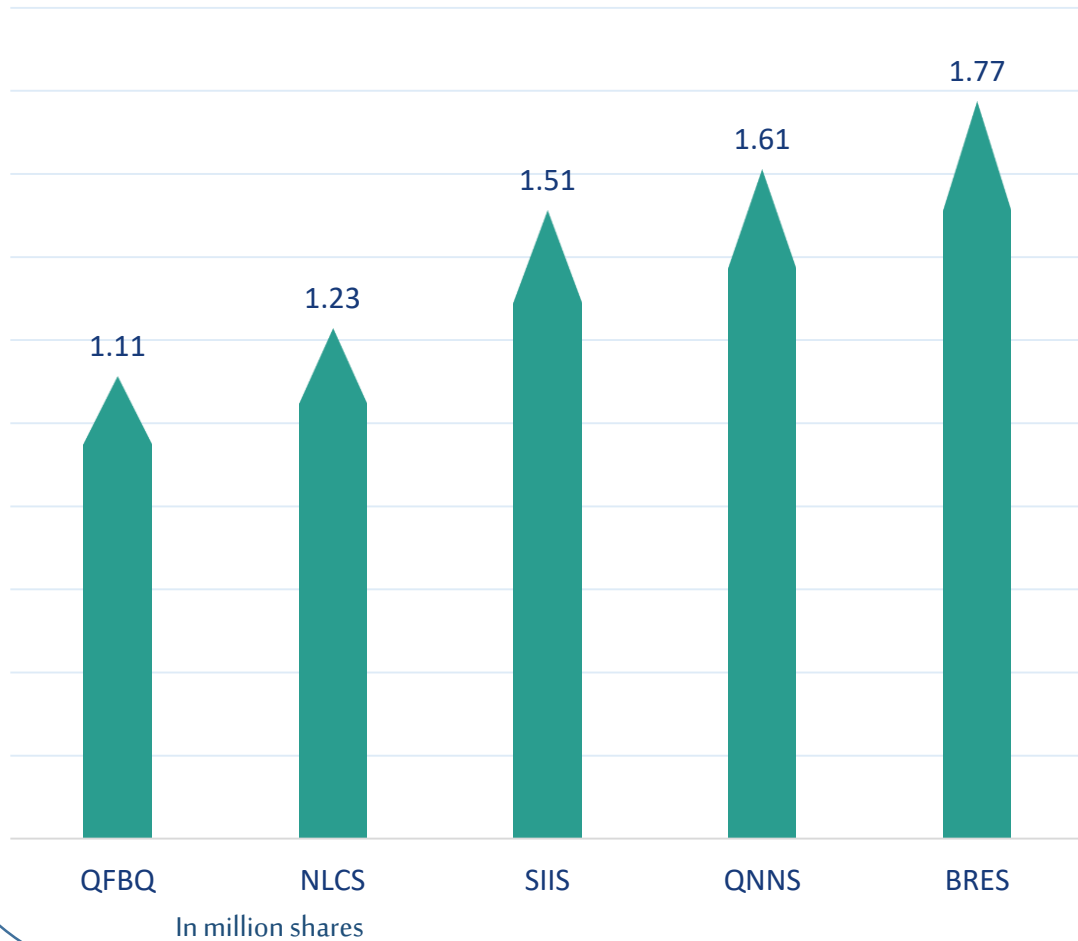
In million shares

Top 5 Companies sold (net) by **Foreigners** in the last session

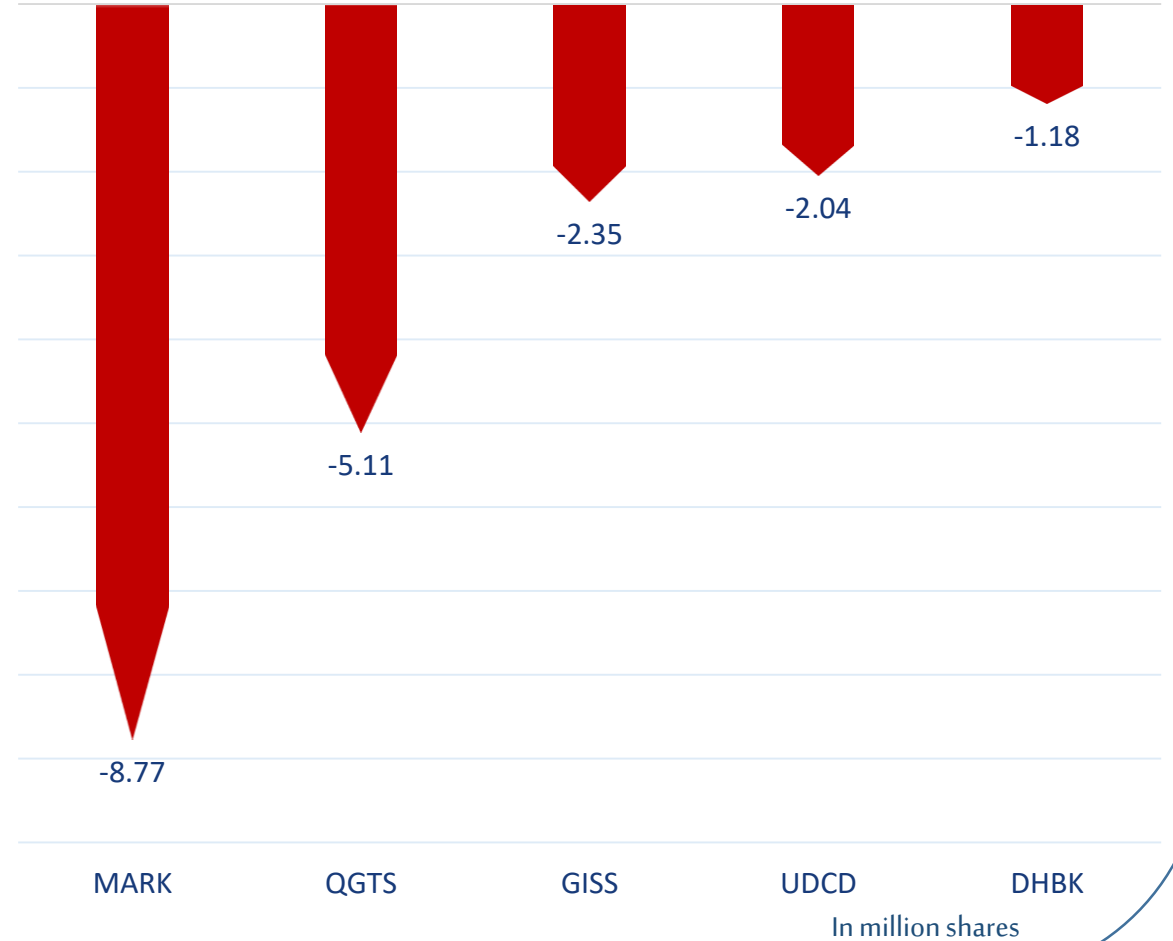


In million shares

Top 5 Companies bought (net) by **Foreigners** over the last 5 Sessions



Top 5 Companies sold (net) by **Foreigners** over the last 5 Sessions





The figures represent a change in the number of shares.

Daily Change: The net change between 27th and 26th of November trading sessions

Change for the last 5 sessions: The total daily net change for the last 5 sessions.


Change for the last 10 sessions: The total daily net change for the last 10 sessions.

Change for the last 20 sessions: The total daily net change for the last 20 sessions.

DISCLAIMER:

The information contained was obtained from various public sources believed to be reliable, but we do not guarantee its accuracy. Wasata Financial Securities makes no representations or warranties (express or implied) regarding the data and information provided and Wasata Financial Securities does not represent that the information content of this document is complete, or free from any error, not misleading, or fit for any particular purpose. This report document provides general information only. Neither the information nor any opinion expressed constitutes an offer or an invitation to make an offer, to buy or sell any securities or other investment products related to such securities or investments.

This report document contained is subject to change without prior notice. Wasata assumes no responsibility to update the information in this report document.



Prepared by Financial Advisory Department


للأوراق المالية
FINANCIAL SECURITIES

+974 44498880

ramzi.qasmieh@Wasata.qa