



Daily Report for Ownership Changes

23rd of November 2023 Session

Company									23-Nov			
	Qatari				GCC				Foreigners			
	Daily Chg.	Last 5 Sessions Chg.	Last 10 Sessions Chg.	Last 20 Sessions Chg.	Daily Chg.	Last 5 Sessions Chg.	Last 10 Sessions Chg.	Last 20 Sessions Chg.	Daily Chg.	Last 5 Sessions Chg.	Last 10 Sessions Chg.	Last 20 Sessions Chg.
QNBK	-108,890	193,936	-389,614	315,445	0	50,000	74,088	57,658	108,890	-243,936	315,526	-373,103
QIBK	-48,574	-492,381	-1,531,911	-1,311,772	0	-887	-8,168	-34,529	48,574	493,268	1,540,079	1,346,301
CBQK	43,598	-177,535	-678,894	1,671,140	0	0	0	241,171	-43,598	177,535	678,894	-1,912,311
DHBK	398,352	1,031,801	854,714	-4,240,113	0	2,498	-3,898	-6,598	-398,352	-1,034,299	-850,816	4,246,711
ABQK	0	0	0	-598	0	0	0	0	0	0	0	598
QIJK	69,228	9,071	-238,190	-1,121,460	0	1,140	1,140	1,140	-69,228	-10,211	237,050	1,120,320
MARK	3,037,907	12,649,000	28,890,503	28,728,956	50,124	-1,529	-238,710	-354,714	-3,088,031	-12,647,471	-28,651,793	-28,374,242
DUBK	-79,349	-512,763	-4,362,079	-4,561,470	0	97,023	120,932	128,373	79,349	415,740	4,241,147	4,433,097
QFBQ	-150,245	-1,234,319	-1,190,062	-3,460,799	0	0	144,138	228,752	150,245	1,234,319	1,045,924	3,232,047
NLCS	62,760	-846,810	923,436	4,318,322	42,268	-159,950	-122,741	-244,907	-105,028	1,006,760	-800,695	-4,073,415
DBIS	-60,954	-403,000	-788,902	-1,033,881	4,900	-97,839	6,335	3,539	56,054	500,839	782,567	1,030,342
QOIS	-60,194	268,247	151,828	1,350,289	0	-1,175	19,973	154,119	60,194	-267,072	-171,801	-1,504,408
IHGS	-1,776	-175,987	-224,983	48,351	0	12,369	12,369	12,369	1,776	163,618	212,614	-60,720
ZHCD	0	29,484	28,597	31,998	0	5,414	10,414	10,414	0	-34,898	-39,011	-42,412
QGMD	-194,269	-554,183	-1,210,025	-874,039	0	-39,810	-333	272,727	194,269	593,993	1,210,358	601,312
SIIS	-320,569	-3,069,631	627,786	5,719,483	-35,972	109,990	271,937	-36,157	356,541	2,959,641	-899,723	-5,683,326
BLDN	-97,978	323,456	1,850,232	3,044,226	0	114	-82,749	-487,299	97,978	-323,570	-1,767,483	-2,556,927
MCGS	50,056	177,320	230,718	881,904	0	0	0	0	-50,056	-177,320	-230,718	-881,904
QCFS	0	0	24,833	24,833	0	0	0	0	0	0	-24,833	-24,833
QFLS	21,156	354,791	609,533	1,841,609	7,000	6,755	-155,566	-155,966	-28,156	-361,546	-453,967	-1,685,643
WDAM	-45,962	120,677	1,419,676	1,915,729	0	24,783	-40,856	-107,927	45,962	-145,460	-1,378,820	-1,807,802
MCCS	67,285	-57,034	62,510	-109,722	0	0	561	1,611	-67,285	57,034	-63,071	108,111
MERS	-5,790	40,356	22,201	737	0	2,048	5,840	5,840	5,790	-42,404	-28,041	-6,577
MEZA	-105,304	-1,864,354	-8,106,430	-12,389,485	0	-39,162	-25,740	-28,627	105,304	1,903,516	8,132,170	12,418,112
QIMD	5,000	-600	-18,600	-368,093	0	0	-310	-310	-5,000	600	18,910	368,403

Company									23-Nov			
	Qatari				GCC				Foreigners			
	Daily Chg.	Last 5 Sessions Chg.	Last 10 Sessions Chg.	Last 20 Sessions Chg.	Daily Chg.	Last 5 Sessions Chg.	Last 10 Sessions Chg.	Last 20 Sessions Chg.	Daily Chg.	Last 5 Sessions Chg.	Last 10 Sessions Chg.	Last 20 Sessions Chg.
QNCD	10,472	25,260	-12,759	238,805	0	-2,670	26,782	26,782	-10,472	-22,590	-14,023	-265,587
IQCD	227,100	233,835	-1,450,041	-3,765,876	0	0	-1,384	154	-227,100	-233,835	1,451,425	3,765,722
QIGD	-203,911	587,252	1,488,822	1,357,499	0	-2,500	61,049	121,049	203,911	-584,752	-1,549,871	-1,478,548
QEWS	-111,794	-98,070	-1,294,388	-1,937,230	0	0	600	1,000	111,794	98,070	1,293,788	1,936,230
AHCS	165,086	461,403	1,163,008	467,393	0	-69,877	-9,877	1,623	-165,086	-391,526	-1,153,131	-469,016
GISS	343,586	2,565,059	2,515,596	2,378,653	0	17,000	135,700	50,899	-343,586	-2,582,059	-2,651,296	-2,429,552
MPHC	-387,716	-991,726	-4,518,581	-2,514,112	0	2,470	38,308	796,428	387,716	989,256	4,480,273	1,717,684
IGRD	43,940	-1,752,643	-1,008,074	-1,945,418	-35,000	-94,161	-104,783	456,443	-8,940	1,846,804	1,112,857	1,488,975
QAMC	-367,390	-936,953	-2,697,232	555,114	0	46,233	75,736	-144,558	367,390	890,720	2,621,496	-410,556
QATI	-630	-154,708	-215,350	-94,420	250	-43,454	-57,053	20,250	380	198,162	272,403	74,170
DOHI	-9,971	106,299	43,569	94,324	0	-11,372	-11,372	-130,000	9,971	-94,927	-32,197	35,676
QGRI	0	0	9,877	36,434	0	0	0	-10,000	0	0	-9,877	-26,434
AKHI	-56,921	-666,000	277,472	413,829	28,500	23,960	15,401	28,900	28,421	642,040	-292,873	-442,729
QISI	27,800	-14,818	-20,478	44,382	0	0	0	0	-27,800	14,818	20,478	-44,382
BEMA	-1,642	-1,642	-4,153	-22,813	0	0	0	0	1,642	1,642	4,153	22,813
QLMI	-74,702	14,045	906,023	2,239,159	0	0	0	31,400	74,702	-14,045	-906,023	-2,270,559
UDCD	-36,283	1,197,038	1,692,742	-374,954	0	72,500	382,479	355,479	36,283	-1,269,538	-2,075,221	19,475
BRES	-284,502	-1,000,923	-7,172,872	-13,034,625	0	0	-17,760	-47,760	284,502	1,000,923	7,190,632	13,082,385
ERES	-37,337	487,255	273,267	-2,906,238	0	-19,433	-114,520	55,205	37,337	-467,822	-158,747	2,851,033
MRDS	-99,441	-91,964	-5,204,398	-8,928,061	0	919,749	1,255,527	1,495,043	99,441	-827,785	3,948,871	7,433,018
ORDS	-153,752	-202,106	-501,980	-430,217	0	-24,769	-24,673	2,866	153,752	226,875	526,653	427,351
VFQS	-812,837	-1,169,503	-3,714,866	-3,534,079	0	-7,075	-7,075	-348,755	812,837	1,176,578	3,721,941	3,882,834
QNNS	-141,494	-1,604,687	-1,628,453	-1,828,920	0	-42,196	-18,702	-17,177	141,494	1,646,883	1,647,155	1,846,097
GWCS	-288	-17,586	71,279	421,120	0	775	775	775	288	16,811	-72,054	-421,895
QGTS	1,820,629	5,166,968	12,840,781	8,083,520	51,539	56,352	63,725	140,785	-1,872,168	-5,223,320	-12,904,506	-8,224,305

Insider Traders for the last Week

Company	Average price within a week	Bought	Sold	Net
MARK	2.541	3,218,428	0	3,218,428
QNNS	9.636	896,940	671,940	225,000
QCFS	3.010	12,176	0	12,176
ZHCD	13.118	6,320	0	6,320
MKDM	5.097	0	300	-300
QEWS	17.224	18,000	23,534	-5,534
QNCD	3.759	0	106,700	-106,700
QGTS	3.316	0	175,272	-175,272
SIIS	0.685	0	190,000	-190,000
VFQS	1.802	0	200,000	-200,000
MJAR	1.602	0	226,000	-226,000

Trading values by nationality for the last Week

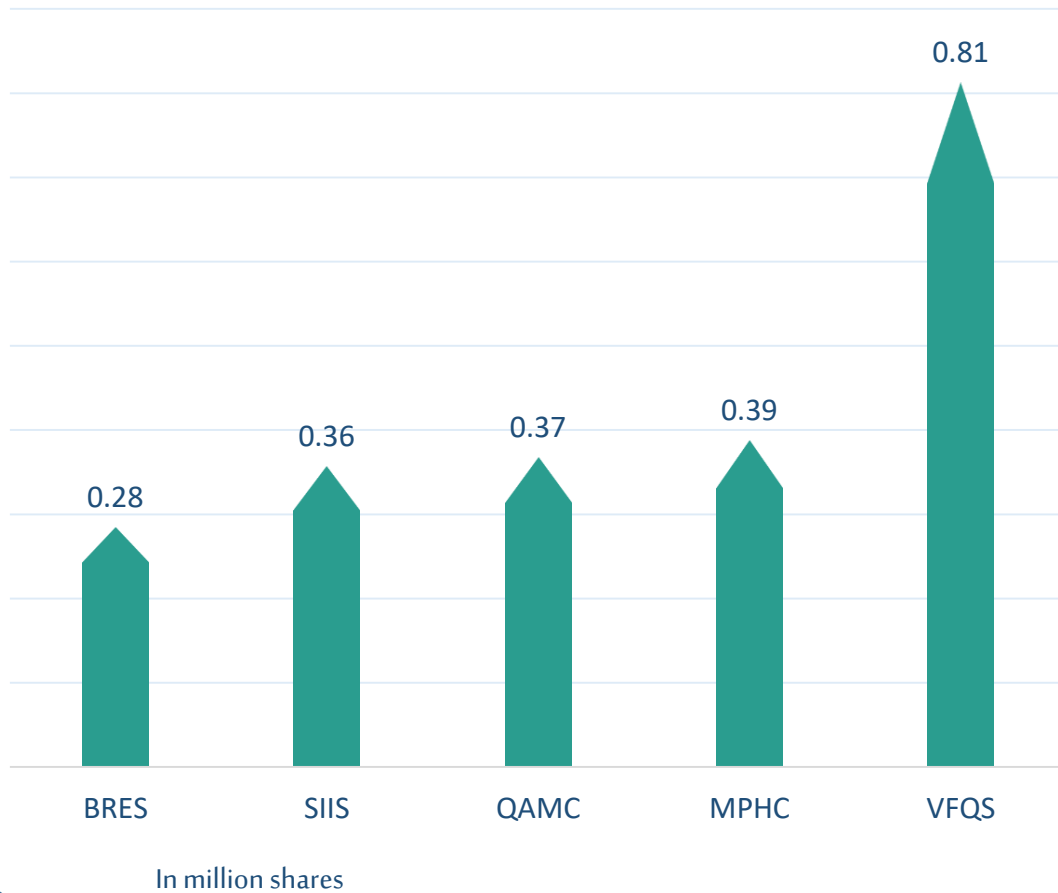
Nationality	Purchasing Value	Selling Value	Difference
Qataris	1,444.48	1,425.64	18.84
GCC	62.06	84.96	-22.90
Arab	177.34	168.96	8.38
Foreigners	357.37	361.69	-4.32
Total	2,041.25	2,041.25	0.00

In million QAR

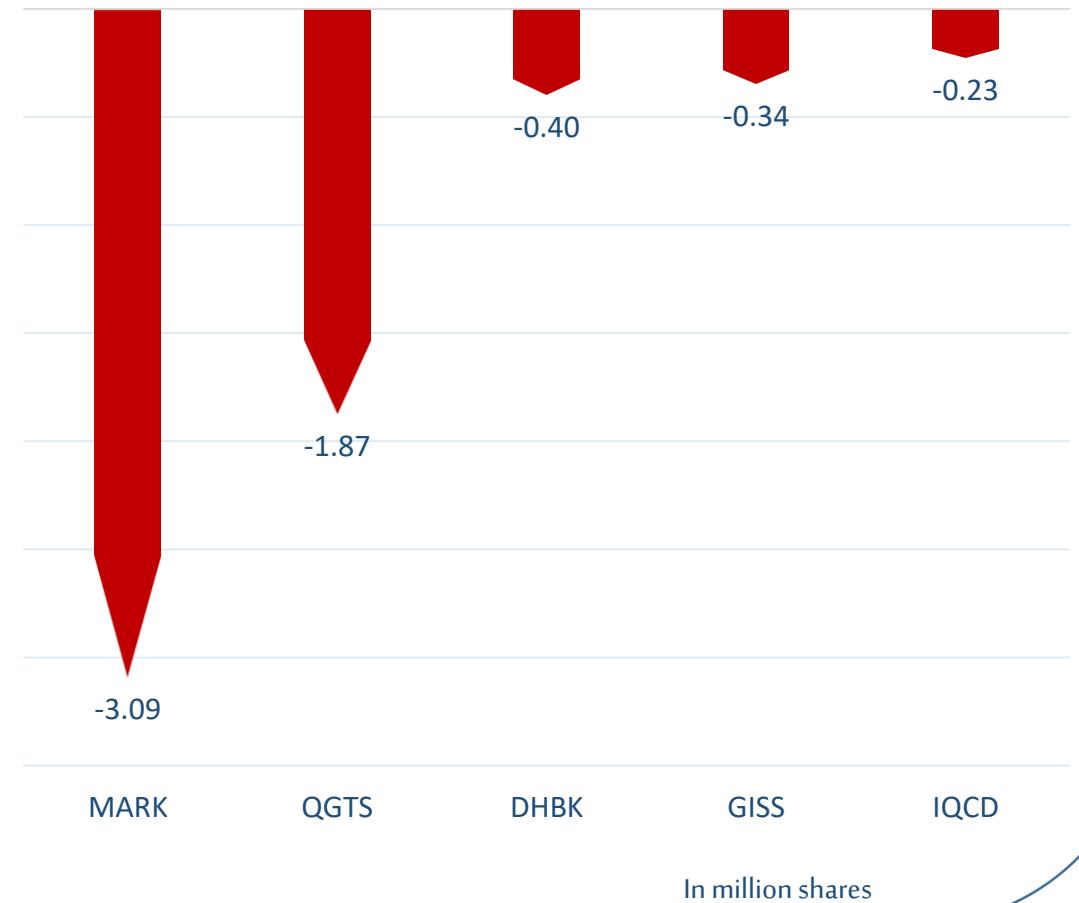
Trading by nationality for the last Week

Nationality	Buy %	Sell %	Net
Qataris	70.77%	69.84%	0.92%
GCC	3.04%	4.16%	-1.12%
Arab	8.69%	8.28%	0.41%
Foreigners	24.58%	21.95%	-0.21%

Top 5 Companies bought (net) by **Foreigners** in the last session



Top 5 Companies sold (net) by **Foreigners** in the last session

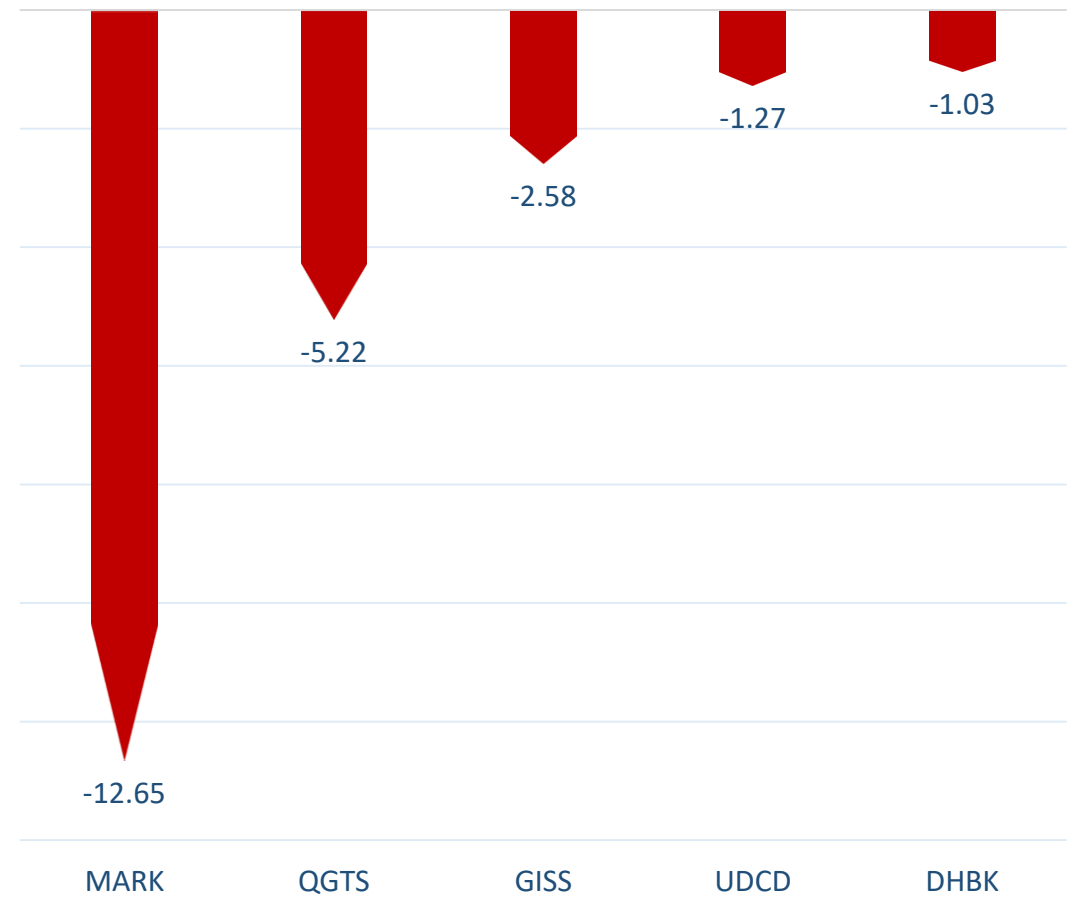


Top 5 Companies bought (net) by **Foreigners** over the last week



In million shares

Top 5 Companies sold (net) by **Foreigners** over the last week



In million shares



The figures represent a change in the number of shares.

Daily Change: The net change between 23rd and 22nd of November trading sessions

Change for the last 5 sessions: The total daily net change for the last 5 sessions.


Change for the last 10 sessions: The total daily net change for the last 10 sessions.

Change for the last 20 sessions: The total daily net change for the last 20 sessions.

DISCLAIMER:

The information contained was obtained from various public sources believed to be reliable, but we do not guarantee its accuracy. Wasata Financial Securities makes no representations or warranties (express or implied) regarding the data and information provided and Wasata Financial Securities does not represent that the information content of this document is complete, or free from any error, not misleading, or fit for any particular purpose. This report document provides general information only. Neither the information nor any opinion expressed constitutes an offer or an invitation to make an offer, to buy or sell any securities or other investment products related to such securities or investments.

This report document contained is subject to change without prior notice. Wasata assumes no responsibility to update the information in this report document.



Prepared by Financial Advisory Department


وساطة
WASATA
للأوراق المالية
FINANCIAL SECURITIES

+974 44498880

ramzi.qasmieh@Wasata.qa