



Daily Report for Ownership Changes

21st of September 2023 Session

									21-Sep			
Company	Qatari				GCC				Foreigners			
	Daily Chg.	Last 5 Sessions Chg.	Last 10 Sessions Chg.	Last 20 Sessions Chg.	Daily Chg.	Last 5 Sessions Chg.	Last 10 Sessions Chg.	Last 20 Sessions Chg.	Daily Chg.	Last 5 Sessions Chg.	Last 10 Sessions Chg.	Last 20 Sessions Chg.
QNBK	-2,288	383,023	864,092	5,847,900	0	-43,796	-52,319	171,096	2,288	-339,227	-811,773	-6,018,996
QIBK	316,519	672,748	557,831	2,988,267	6,817	4,151	44,620	46,914	-323,336	-676,899	-602,451	-3,035,181
CBQK	262,453	228,025	-415,885	2,486,529	0	0	0	156,398	-262,453	-228,025	415,885	-2,642,927
DHBK	47,390	3,229,754	7,198,681	9,591,197	15,958	15,958	15,958	115,958	-63,348	-3,245,712	-7,214,639	-9,707,155
ABQK	0	0	-7,910	-8,613	0	0	0	0	0	0	7,910	8,613
QIJK	44,980	493,280	537,232	1,471,689	0	0	0	-11,620	-44,980	-493,280	-537,232	-1,460,069
MARK	1,069,990	-1,715,560	1,245,814	7,841,974	34,721	-271,220	-395,022	-192,553	-1,104,711	1,986,780	-850,792	-7,649,421
DUBK	242,209	6,371,946	-9,510,105	-14,745,343	-4,978	-13,324	-13,324	-26,580	-237,231	-6,358,622	9,523,429	14,771,923
QFBQ	-28,993	454,844	150,395	-93,959	0	-25,989	-39,795	28,348	28,993	-428,855	-110,600	65,611
NLCS	-193,630	-2,717,147	-4,510,237	-9,921,141	0	-3,375	215,117	617,358	193,630	2,720,522	4,295,120	9,303,783
DBIS	131,382	158,584	-792,743	340,330	-10,740	-14,890	-35,269	-162,375	-120,642	-143,694	828,012	-177,955
QOIS	458,271	1,932,436	3,534,134	3,741,105	-14,000	-16,346	-16,219	-262,049	-444,271	-1,916,090	-3,517,915	-3,479,056
IHGS	-43,788	376,308	384,821	641,592	0	0	0	-6,281	43,788	-376,308	-384,821	-635,311
ZHCD	1,010	-29,781	-53,781	-73,466	0	0	0	0	-1,010	29,781	53,781	73,466
QGMD	38,737	-2,016,600	-5,573,930	-6,253,432	-35,574	99,271	-111,010	191,327	-3,163	1,917,329	5,684,940	6,062,105
SIIS	-433,355	-2,924,345	-7,904,432	5,530,373	0	638,264	1,057,201	621,167	433,355	2,286,081	6,847,231	-6,151,540
BLDN	-12,062	2,235,935	-2,546,529	-3,182,120	-20,000	2,778	58,871	74,019	32,062	-2,238,713	2,487,658	3,108,101
MCGS	-137,160	-316,051	4,032,541	4,634,726	0	27,023	27,023	-90,227	137,160	289,028	-4,059,564	-4,544,499
QCFS	0	10	10	-291	0	0	0	0	0	-10	-10	291
QFLS	-44,073	281,353	43,966	694,252	50	379	-9,216	-11,957	44,023	-281,732	-34,750	-682,295
WDAM	70,799	-145,614	-241,173	-217,483	0	131,152	119,152	30,258	-70,799	14,462	122,021	187,225
MCCS	13,474	103,042	181,515	420,885	0	0	0	-45,558	-13,474	-103,042	-181,515	-375,327
MERS	-15,179	-9,566	-6,328	92,768	0	0	0	8	15,179	9,566	6,328	-92,776
MEZA	-13,189	-338,565	-4,581,563	-25,186,205	0	-85,768	-116,675	47,782	13,189	424,333	4,698,238	25,138,423
QIMD	19,680	5,343	-125,553	-224,491	0	0	0	-58,333	-19,680	-5,343	125,553	282,824

									21Sep			
Company	Qatari				GCC				Foreigners			
	Daily Chg.	Last 5 Sessions Chg.	Last 10 Sessions Chg.	Last 20 Sessions Chg.	Daily Chg.	Last 5 Sessions Chg.	Last 10 Sessions Chg.	Last 20 Sessions Chg.	Daily Chg.	Last 5 Sessions Chg.	Last 10 Sessions Chg.	Last 20 Sessions Chg.
QNCD	166,934	294,164	317,247	5,218,673	0	0	0	2,826	-166,934	-294,321	-317,247	-5,221,499
IQCD	-171,069	-2,378,868	-989,043	-638,900	-50	-102	-263,423	-226,040	171,119	2,378,970	1,252,466	864,940
QIGD	-92,405	381,707	910,203	1,148,472	0	0	0	-21,340	92,405	-381,707	-910,203	-1,127,132
QEWS	-162,565	-337,639	-265,735	180,736	0	-370	-370	-712	162,565	338,009	266,105	-180,024
AHCS	-78,514	103,507	3,014,603	4,672,488	0	0	-5,168	98,300	78,514	-103,507	-3,009,435	-4,770,788
GISS	-2,091,484	14,718,650	-3,667,316	-17,793,065	-19,074	-155,573	24,793	-109,759	2,110,558	-14,563,077	3,642,523	17,902,824
MPHC	-427,786	-25,360,857	-25,272,364	-19,496,054	0	35,463	34,963	-59,138	427,786	25,325,394	25,237,401	19,555,192
IGRD	-22,838	552,172	2,297,320	2,103,525	-11,281	27,825	-38,615	-556,345	34,119	-579,997	-2,258,705	-1,547,180
QAMC	781,522	1,150,835	-467,004	2,893,094	23,679	95,473	-29,908	-393,384	-805,201	-1,246,308	496,912	-2,499,710
QATI	-137,415	-1,241,180	-413,211	30,194,811	0	0	-397,330	-397,330	137,415	1,241,180	810,541	-29,797,481
DOHI	0	45,602	86,341	120,129	0	0	-40,000	-63,155	0	-45,602	-46,341	-56,974
QGRI	0	15,193	6,842	16,515	0	0	0	0	0	-15,193	-6,842	-16,515
AKHI	-112,493	12,698	1,244,001	1,309,397	0	-59,898	-13,239	-39,339	112,493	47,200	-1,230,762	-1,270,058
QISI	468	14,677	16,945	20,717	0	0	0	0	-468	-14,677	-16,945	-20,717
BEMA	0	-9,087	-3,193	-21,663	0	0	0	0	0	9,087	3,193	21,663
QLMI	-7,500	-39,317	-33,487	-20,033	0	0	0	8,400	7,500	39,317	33,487	11,633
UDCD	136,462	510,346	1,086,515	2,011,894	0	0	119	6,119	-136,462	-510,346	-1,086,634	-2,018,013
BRES	-215,376	123,343	357,646	5,821,230	0	0	-1,200	8,725	215,376	-123,343	-356,446	-5,829,955
ERES	-123,262	200,771	-605,754	-1,351,237	0	254,188	262,549	310,120	123,262	-454,959	343,205	1,041,117
MRDS	1,706,591	-239,359	2,305,786	-3,767,128	0	-641,787	-952,847	126,759	-1,706,591	881,146	-1,352,939	3,640,369
ORDS	8,332	291,790	1,193,244	5,435,418	0	-10,000	-61,840	-31,928	-8,332	-281,790	-1,131,404	-5,403,490
VFQS	-400,218	3,515,837	6,457,240	4,325,591	-9,172	104,322	-140,412	-148,188	409,390	-3,620,159	-6,316,828	-4,177,403
QNNS	-360,657	-2,306,587	-2,842,629	-1,407,236	-10,000	11,877	11,877	-9,706	370,657	2,294,710	2,830,752	1,416,942
GWCS	-8,046	80,327	196,708	977,539	0	-8,800	-23,031	-8,800	8,046	-71,527	-173,677	-968,739
QGTS	615,985	391,988	-6,240,348	722,361	666	-15,369	-461,201	-621,775	-616,651	-376,619	6,701,549	-100,586

Insider Traders for the last Week

Company	Bought	Sold	Net
VFQS	1,440,289	500,000	940,289
ZHCD	34,382	0	34,382
BLDN	7,500	0	7,500
IQCD	40,000	41,620	-1,620
QGRI	0	4,500	-4,500
GQGTS	0	96,990	-96,990
MHAR	0	306,500	-306,500
QATI	0	2,300,000	-2,300,000
FALH	0	6,660,919	-6,660,919

Trading values by nationality for the last Week

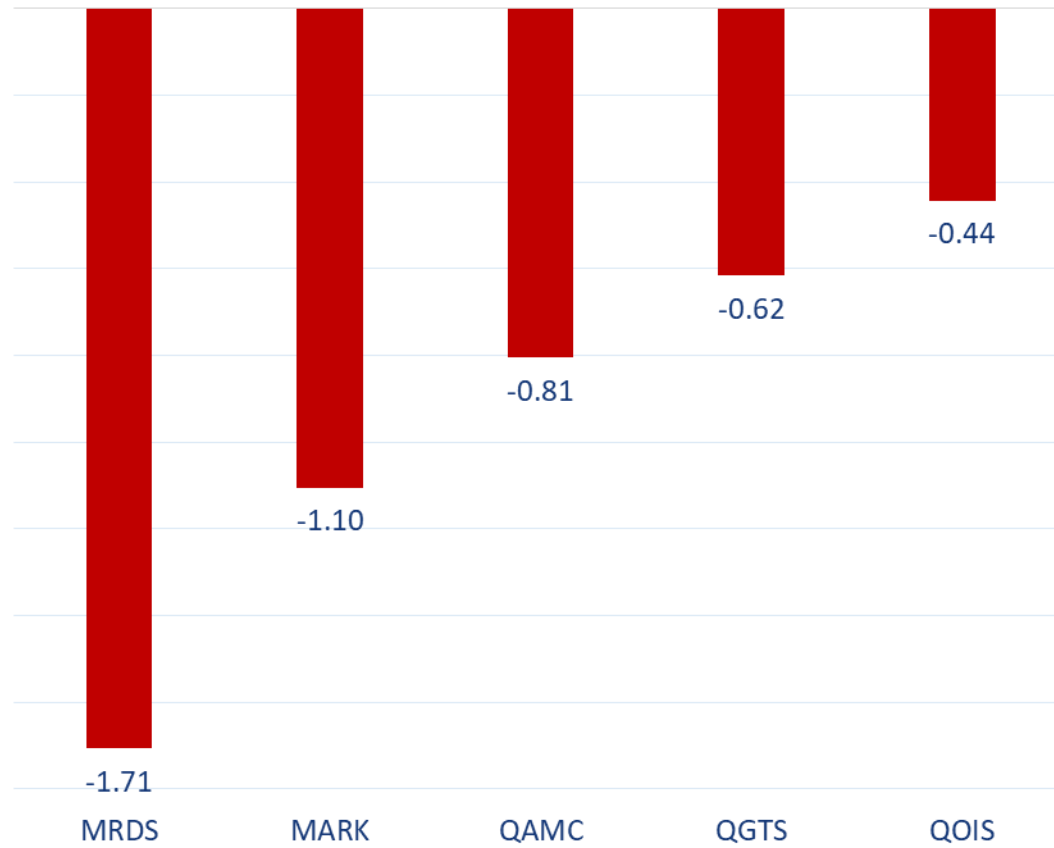
Nationality	Purchasing Value	Selling Value	Difference
Qataris	1,549.20	1,601.22	-52.02
GCC	94.13	28.28	65.84
Arab	286.36	288.07	-1.71
Foreigners	349.13	361.24	-12.11
Total	2,278.80	2,278.80	0.00

In million QAR

Trading by nationality for the last Week

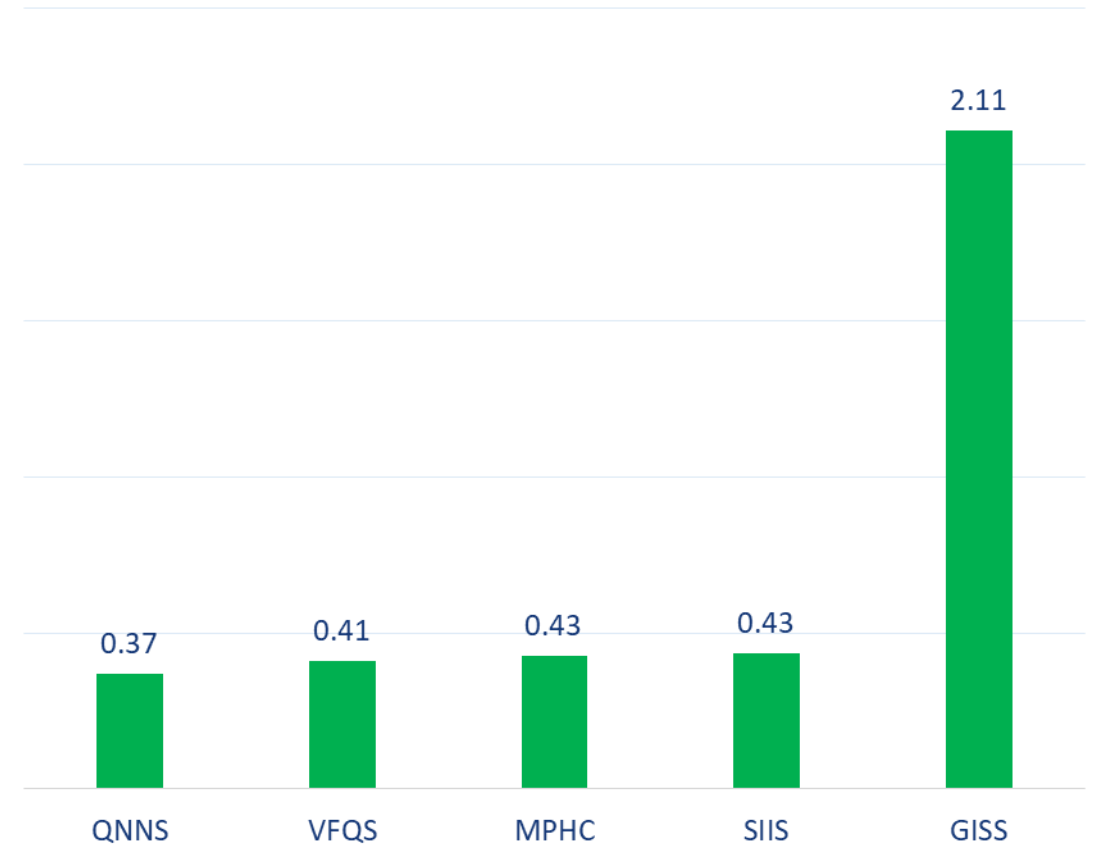
Nationality	Buy %	Sell %	Net
Qataris	67.98%	70.27%	-2.3%
GCC	4.13%	1.24%	2.9%
Arab	12.57%	12.64%	-0.1%
Foreigners	15.32%	15.85%	-0.5%

Top 5 Companies bought (net) by **Foreigners** in the last session



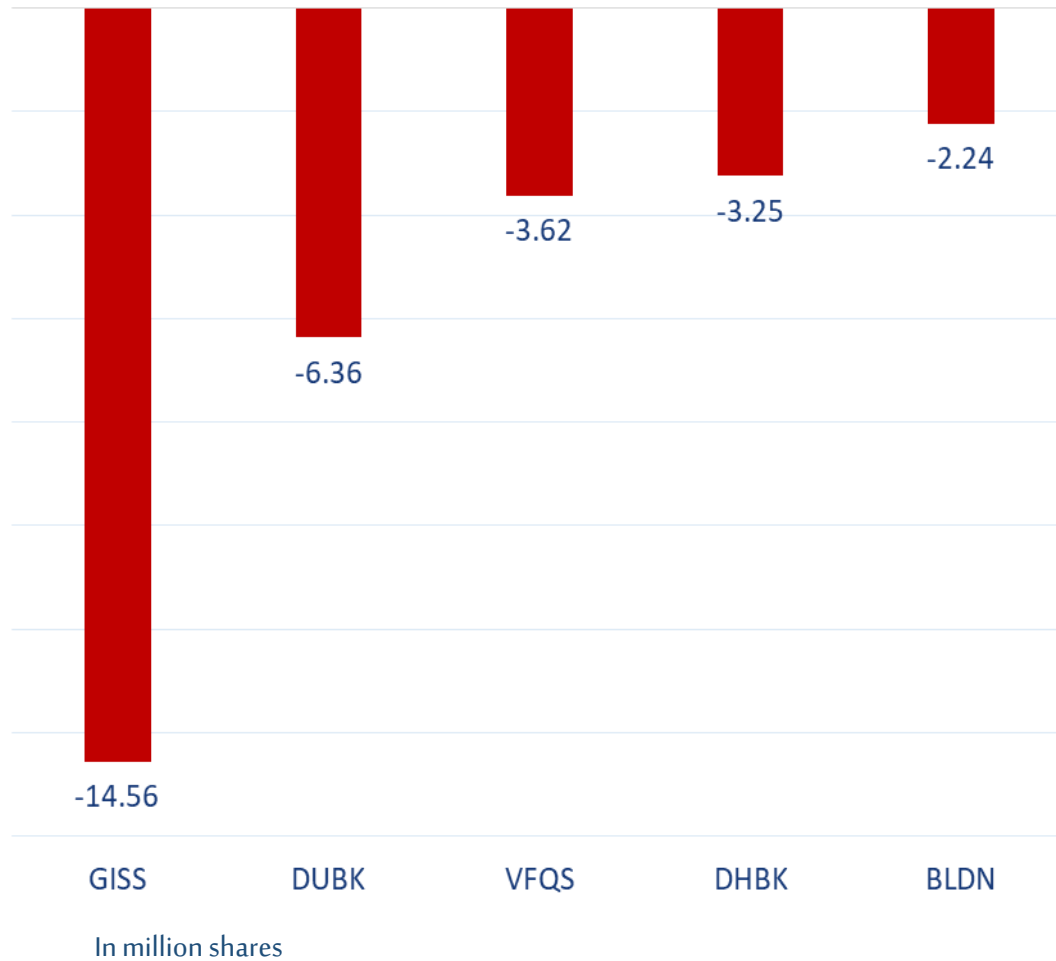
In million shares

Top 5 Companies sold (net) by **Foreigners** in the last session

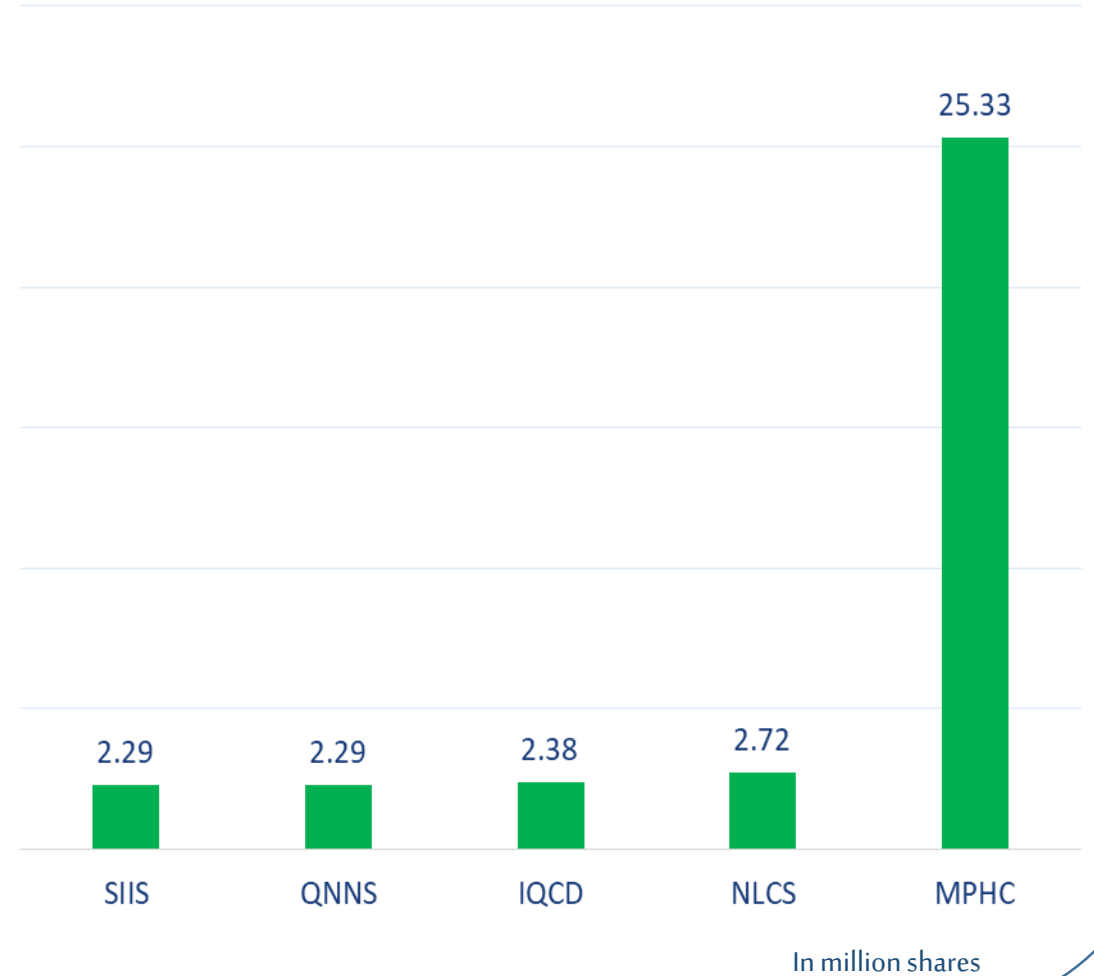


In million shares

Top 5 Companies bought (net) by **Foreigners** over the last week



Top 5 Companies sold (net) by **Foreigners** over the last week





The figures represent a change in the number of shares.

Daily Change: The net change between 21st and 20th of September trading sessions

Change for the last 5 sessions: The total daily net change for the last 5 sessions.


Change for the last 10 sessions: The total daily net change for the last 10 sessions.

Change for the last 20 sessions: The total daily net change for the last 20 sessions.

DISCLAIMER:

The information contained was obtained from various public sources believed to be reliable, but we do not guarantee its accuracy. Wasata Financial Securities makes no representations or warranties (express or implied) regarding the data and information provided and Wasata Financial Securities does not represent that the information content of this document is complete, or free from any error, not misleading, or fit for any particular purpose. This report document provides general information only. Neither the information nor any opinion expressed constitutes an offer or an invitation to make an offer, to buy or sell any securities or other investment products related to such securities or investments.

This report document contained is subject to change without prior notice. Wasata assumes no responsibility to update the information in this report document.



Prepared by Financial Advisory Department


وساطة
WASATA
للأوراق المالية
FINANCIAL SECURITIES

+974 44498880

ramzi.qasmieh@Wasata.qa