



Daily Report for Ownership Changes

8th of February 2023 Session

Company									8-Feb			
	Qatari				GCC				Foreigners			
	Daily Chg.	Last 5 Sessions Chg.	Last 10 Sessions Chg.	Last 20 Sessions Chg.	Daily Chg.	Last 5 Sessions Chg.	Last 10 Sessions Chg.	Last 20 Sessions Chg.	Daily Chg.	Last 5 Sessions Chg.	Last 10 Sessions Chg.	Last 20 Sessions Chg.
QNBK	-537,618	1,226,351	-196,612	3,599,752	20,046	39,569	60,039	159,106	517,572	-1,265,920	136,573	-3,758,858
QIBK	571,260	1,989,434	2,652,440	7,072,081	0	10,337	5,103	24,524	-571,260	-1,999,771	-2,657,543	-7,096,605
CBQK	-199,928	-157,395	-8,453,299	-15,439,861	0	0	0	-8,351	199,928	157,395	8,453,299	15,448,212
DHBK	-783,914	11,803,129	12,838,366	10,948,167	-20,700	-131,391	-119,891	150,431	804,614	-11,671,738	-12,718,475	-11,098,598
ABQK	0	1,622	6,108	1,874	0	0	0	136	0	-1,622	-6,108	-2,010
QIJK	-104,615	-608,564	-741,171	-1,436,199	0	0	0	23,005	104,615	608,564	741,171	1,413,194
MARK	524,996	6,661,307	7,999,425	8,324,831	-6,082	-17,226	102,039	104,357	-518,914	-6,644,081	-8,101,464	-8,429,188
QFBQ	435,899	480,078	-1,700,756	-2,690,211	0	-414,080	-355,938	104,850	-435,899	-65,998	2,056,694	2,585,361
NLCS	468,847	1,701,284	1,561,049	4,248,536	0	20,000	10,216	-8,106	-468,847	-1,721,284	-1,571,265	-4,240,430
DBIS	-76,992	439,540	267,516	-620,120	14,206	214,128	30,749	283,234	62,786	-653,668	-298,265	336,886
QOIS	288,187	492,643	656,136	689,328	-10,180	-18,180	-18,180	-17,328	-278,007	-474,463	-637,956	-672,000
IHGS	-24,226	-42,515	-38,871	-134,252	-12,965	9,120	9,120	9,120	37,191	33,395	29,751	125,132
ZHCD	0	15,458	23,049	6,338	0	0	0	0	0	-15,458	-23,049	-6,338
QGMD	-970,749	1,458,808	665,247	-4,914,336	0	0	-184,486	-156,810	970,749	-1,458,808	-480,761	5,071,146
SIIS	136,289	421,281	2,136,325	645,116	0	-64,901	-42,865	75,417	-136,289	-356,380	-2,093,460	-720,533
BLDN	-353,085	-607,301	191,019	1,199,942	0	-16,603	-16,603	-67,603	353,085	623,904	-174,416	-1,132,339
MCGS	-2,825	-50,265	-234,031	-855,669	0	67,238	67,238	67,238	2,825	-16,973	166,793	788,431
QCFS	1,000	1,490	-6,040	-6,040	0	0	0	0	-1,000	-1,490	6,040	6,040
QFLS	164,542	-654,245	-910,736	-4,226,512	0	0	0	74,192	-164,542	654,245	910,736	4,152,320
WDAM	16,566	9,472	60,266	-403,674	0	1,315	1,315	743	-16,566	-10,787	-61,581	402,931
MCCS	-74,156	35,701	184,365	-61,457	1,641	26,158	27,458	15,458	72,515	-61,859	-211,823	45,999
MERS	6,498	748	-150,637	-311,302	0	0	666	387	-6,498	-748	149,971	310,915
QIMD	12,000	-50,605	-96,161	-39,075	0	0	0	21,425	-12,000	50,605	96,161	17,650
QNCD	-11,000	-16,733	182,368	-260,078	0	14,007	14,007	1,857	11,000	2,726	-196,375	258,221

Company									8-Feb			
	Qatari				GCC				Foreigners			
	Daily Chg.	Last 5 Sessions Chg.	Last 10 Sessions Chg.	Last 20 Sessions Chg.	Daily Chg.	Last 5 Sessions Chg.	Last 10 Sessions Chg.	Last 20 Sessions Chg.	Daily Chg.	Last 5 Sessions Chg.	Last 10 Sessions Chg.	Last 20 Sessions Chg.
IQCD	-965,908	-2,002,203	-6,737,689	-7,948,732	2,000	58,341	-15,476	226,623	963,908	1,943,862	6,753,165	7,722,109
QIGD	-584,677	-1,441,494	-1,350,390	-1,401,923	-20,000	-101,219	-77,413	-35,613	604,677	1,542,713	1,427,803	1,437,536
QEWS	134,269	175,245	50,276	1,397,724	0	0	1,222	1,224	-134,269	-175,245	-51,498	-1,398,948
AHCS	1,253	133,802	93,254	-434,545	0	-10,000	-10,000	4,000	-1,253	-123,802	-83,254	430,545
GISS	-161,756	3,262,479	10,050,641	16,564,404	30,000	40,000	-258,856	-497,453	131,756	-3,302,479	-9,791,785	-16,066,951
MPHC	-256,975	-2,346,899	-5,381,380	-12,206,949	0	-2,500	16,618	29,312	256,975	2,349,399	5,364,762	12,177,637
IGRD	-105,170	-3,618,120	-8,508,356	-11,591,992	-3,500	-42,282	-56,574	25,682	108,670	3,660,402	8,564,930	11,566,310
QAMC	3,339,449	6,292,243	5,851,308	9,978,095	0	-491,446	-840,929	-3,202,388	-3,339,449	-5,800,797	-5,010,379	-6,775,707
QATI	15,433	-44,922	-232,709	-881,743	0	0	0	-20,000	-15,433	44,922	232,709	901,743
DOHI	-97,236	-176,624	257,809	435,077	0	0	0	-5,000	97,236	176,624	-257,809	-430,077
QGRI	24,894	-50,106	-102,150	-50,134	0	0	0	-15,159	-24,894	50,106	102,150	65,293
AKHI	-48,757	156,839	47,810	119,561	0	7,250	7,250	7,250	48,757	-164,089	-55,060	-126,811
QISI	-7,600	-8,000	-80,581	-97,817	0	0	0	556	7,600	8,000	80,581	97,261
QLMI	0	-3,166	71,866	184,743	0	0	0	0	0	3,166	-71,866	-184,743
UDCD	22,367	-99,554	-528,061	-1,430,538	0	100,000	75,120	-4,880	-22,367	-446	452,941	1,435,418
BRES	184,167	-665,349	-3,000,414	-7,250,301	0	0	1,500	-46,765	-184,167	665,349	2,998,914	7,297,066
ERES	297,028	2,250,253	5,275,818	3,704,652	-10,000	-8,523	265,806	203,541	-287,028	-2,241,730	-5,541,624	-3,908,193
MRDS	-1,231,806	-2,232,699	-441,736	-5,554,625	0	32,833	33,670	255,358	1,231,806	2,199,866	408,066	5,299,267
ORDS	-595,846	-904,408	888,553	853,632	1	35,407	35,030	41,025	595,845	869,001	-923,583	-894,657
VFQS	-279,898	443,720	156,585	269,021	112,153	289,999	244,258	153,434	167,745	-733,719	-400,843	-422,455
QNNS	-11,420	90,872	318,091	-33,845	0	0	4,000	4,000	11,420	-90,872	-322,091	29,845
GWCS	584,215	842,863	1,035,193	834,647	0	33,936	33,936	40,756	-584,215	-876,799	-1,069,129	-875,403
QGTS	-215,597	-1,505,605	-4,451,869	-9,982,397	0	-22,000	-93,075	-430,085	215,597	1,527,605	4,544,944	10,412,482

Trading values by nationality for the last Session

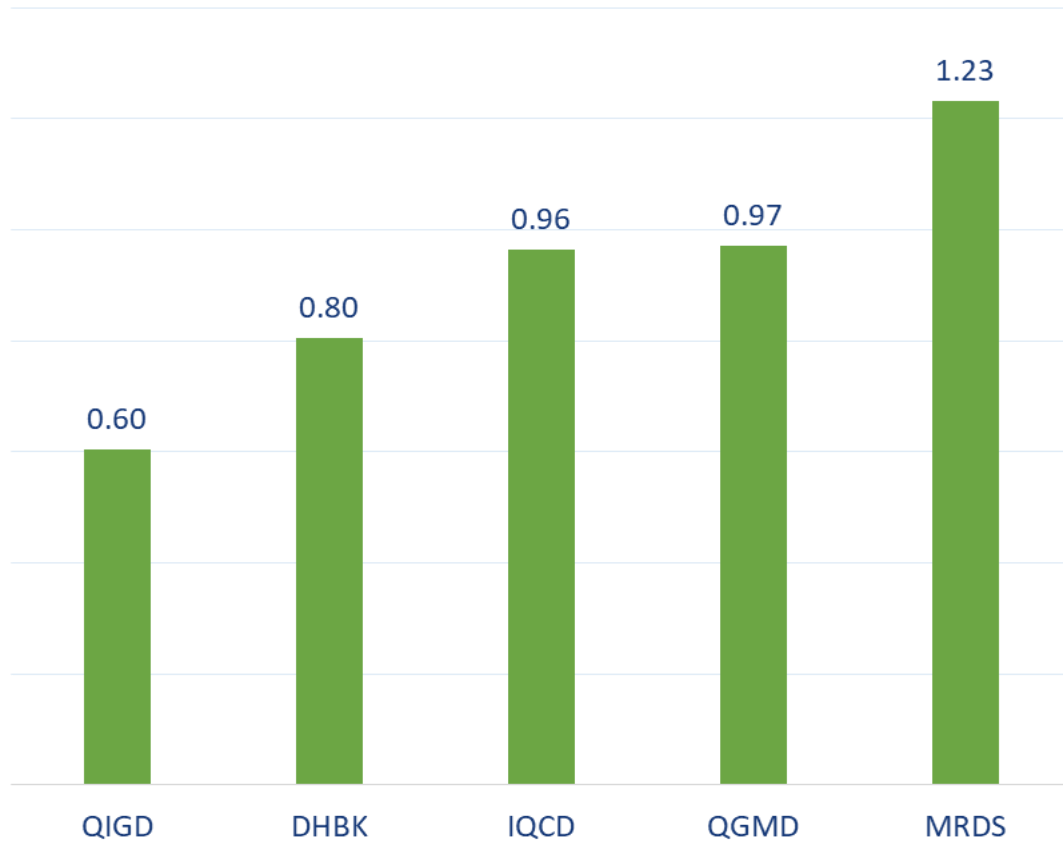
Nationality	Purchasing Value	Selling Value	Difference
Qataris	236.70	248.77	-12.07
GCC	40.15	17.25	22.91
Arab	34.26	32.26	2.00
Foreigners	109.46	122.29	-12.83
Total	420.57	420.57	0.00

In million QAR

Trading by nationality for the last Session

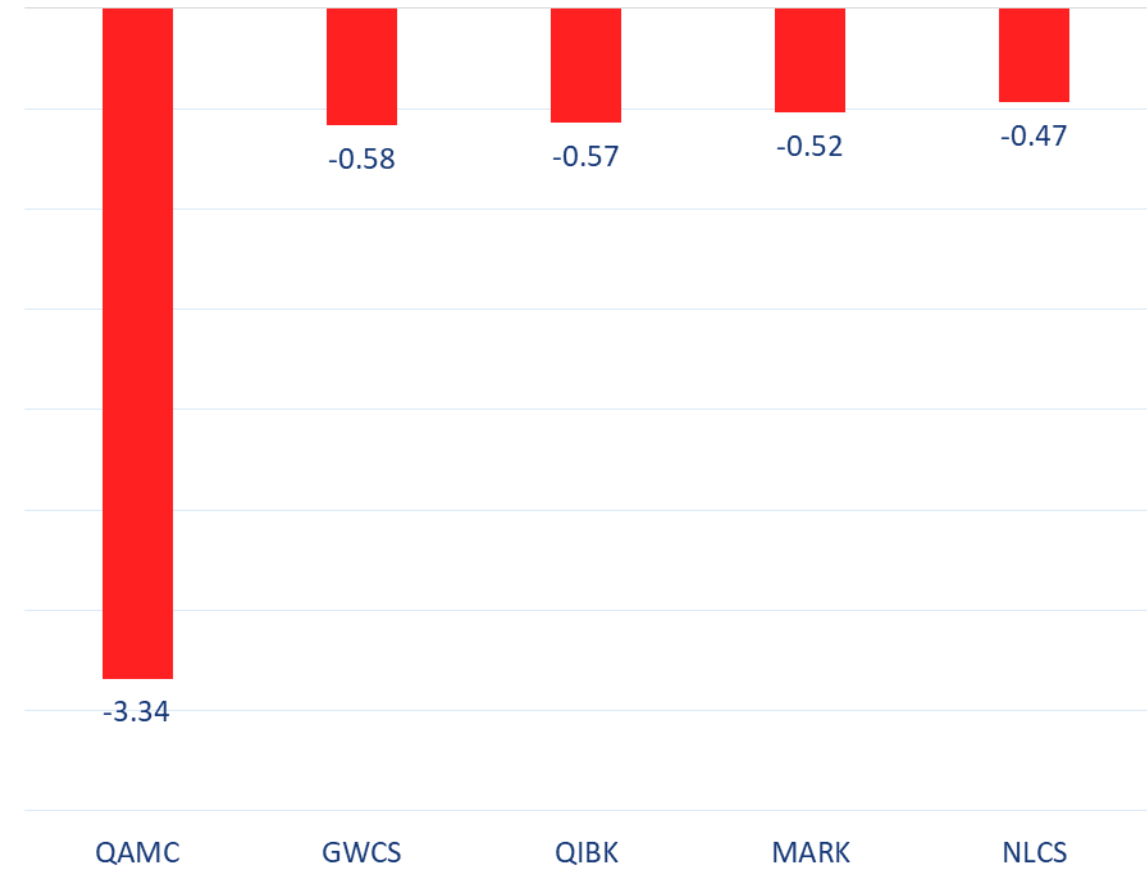
Nationality	Buy %	Sell %	Net
Qataris	56.28%	59.15%	-2.87%
GCC	9.55%	4.10%	5.45%
Arab	8.15%	7.67%	0.47%
Foreigners	26.03%	29.08%	-3.05%

Top 5 Companies bought (net) by **Foreigners** in the last session



In million shares

Top 5 Companies sold (net) by **Foreigners** in the last session



In million shares

Top 5 Companies bought (net) by **Foreigners** over the last week



In million shares

Top 5 Companies sold (net) by **Foreigners** over the last week



In million shares



The figures represent a change in the number of shares.

Daily Change: The net change between 8th and 7th of February trading sessions

Change for the last 5 sessions: The total daily net change for the last 5 sessions.


Change for the last 10 sessions: The total daily net change for the last 10 sessions.

Change for the last 20 sessions: The total daily net change for the last 20 sessions.

DISCLAIMER:

The information contained was obtained from various public sources believed to be reliable, but we do not guarantee its accuracy. Wasata Financial Securities makes no representations or warranties (express or implied) regarding the data and information provided and Wasata Financial Securities does not represent that the information content of this document is complete, or free from any error, not misleading, or fit for any particular purpose. This report document provides general information only. Neither the information nor any opinion expressed constitutes an offer or an invitation to make an offer, to buy or sell any securities or other investment products related to such securities or investments.

This report document contained is subject to change without prior notice. Wasata assumes no responsibility to update the information in this report document.



Prepared by Financial Advisory Department


للأوراق المالية
FINANCIAL SECURITIES

+974 44498880

ramzi.qasmieh@Wasata.qa