



Daily Report for Ownership Changes

11th of January 2023 Session

Company									11-Jan			
	Qatari				GCC				Foreigners			
	Daily Chg.	Last 5 Sessions Chg.	Last 10 Sessions Chg.	Last 20 Sessions Chg.	Daily Chg.	Last 5 Sessions Chg.	Last 10 Sessions Chg.	Last 20 Sessions Chg.	Daily Chg.	Last 5 Sessions Chg.	Last 10 Sessions Chg.	Last 20 Sessions Chg.
QNBK	-2,445	-1,728,514	-7,381,310	-22,662,485	0	-150,000	-160,576	-85,331	2,445	1,878,514	7,541,886	22,747,816
QIBK	743,700	3,171,226	4,694,817	9,115,568	0	-17,238	-22,356	-13,801	-743,700	-3,153,988	-4,672,461	-9,101,767
CBQK	-703,347	-2,956,377	-4,168,863	625,422	8,351	8,351	-1,241	8,351	694,996	2,948,026	4,170,104	-633,773
DHBK	-2,716,031	-14,898,868	-16,646,588	-14,808,330	0	250,000	392,086	427,551	2,716,031	14,648,868	16,254,502	14,380,779
ABQK	-2,720	-2,720	-2,720	27,784	0	0	0	0	2,720	2,720	2,720	-27,784
QIHK	-29,650	-282,091	1,640,734	608,659	0	0	-50,000	-50,000	29,650	282,091	-1,590,734	-558,659
MARK	4,887,765	-4,409,568	-941,592	4,937,621	29,606	-42,688	-5,037	-24,627	-4,917,371	4,452,256	946,629	-4,912,994
QFBQ	-474,821	-2,948,448	-110,425	-21,085	0	21,156	31,156	31,156	474,821	2,927,292	79,269	-10,071
NLCS	-107,456	3,093,257	3,612,393	-325,938	-20,076	-33,061	37,863	288,646	127,532	-3,060,196	-3,650,256	37,292
DBIS	-61,149	278,794	-274,275	26,192	-247,507	-273,764	-15,329	-99,975	308,656	-5,030	289,604	73,783
QOIS	-487,922	348,804	921,740	409,853	38,500	-130,499	-130,499	-237,013	449,422	-218,305	-791,241	-172,840
IHGS	-17,640	78,793	29,457	-282,036	0	-29,519	-23,357	0	17,640	-49,274	-6,100	282,036
ZHCD	-900	9,905	5,360	56,154	0	-17,344	-17,344	-62,193	900	7,439	11,984	6,039
QGMD	-50,307	3,166,668	-384,732	-559,734	0	157,824	151,897	152,211	50,307	-3,324,492	232,835	407,523
SIIS	1,418,743	4,366,392	4,162,542	-309,112	62,920	50,853	64,650	112,578	-1,481,663	-4,417,245	-4,227,192	196,534
BLDN	-40,123	-199,928	48,854	-553,396	0	-44,508	-48,299	-144,988	40,123	244,436	-555	698,384
MCGS	-52,890	-101,153	-128,853	-21,525	0	0	0	0	52,890	101,153	128,853	21,525
QCFS	0	0	0	0	0	0	0	0	0	0	0	0
QFLS	-203,541	-1,036,697	-1,358,625	-1,808,796	0	340	340	190	203,541	1,036,357	1,358,285	1,808,606
WDAM	27,946	21,895	-106,841	116,092	0	-264	-264	-264	-27,946	-21,631	107,105	-115,828
MCCS	-5,625	118,158	148,345	171,839	-5,664	-7,986	-14,531	-4,244	11,289	-110,172	-133,814	-167,595
MERS	-4,315	-15,361	16,171	51,172	1,620	1,620	1,620	1,410	2,695	13,741	-17,791	-52,582
QIMD	-20,140	-74,234	-8,334	58,089	0	-53,640	-53,640	-112,018	20,140	127,874	61,974	53,929
QNCD	728	61,169	264,704	338,103	0	0	0	-7,688	-728	-61,169	-264,704	-330,415

Company									11-Jan			
	Qatari				GCC				Foreigners			
	Daily Chg.	Last 5 Sessions Chg.	Last 10 Sessions Chg.	Last 20 Sessions Chg.	Daily Chg.	Last 5 Sessions Chg.	Last 10 Sessions Chg.	Last 20 Sessions Chg.	Daily Chg.	Last 5 Sessions Chg.	Last 10 Sessions Chg.	Last 20 Sessions Chg.
IQCD	235,004	-2,737,683	-4,829,227	-4,726,021	0	-47,450	-27,451	186,936	-235,004	2,785,133	4,856,678	4,539,085
QIGD	-125,259	-751,102	-826,693	-203,272	0	10,789	22,804	62,804	125,259	740,313	803,889	140,468
QEWS	463,149	534,848	775,265	127,704	0	0	0	0	-463,149	-534,848	-775,265	-127,704
AHCS	-67,596	68,911	-29,565	124,014	0	-4,614	0	62,909	67,596	-64,297	29,565	-186,923
GISS	2,343,419	5,512,411	5,923,609	10,746,513	157,000	201,219	306,219	544,376	-2,500,419	-5,713,630	-6,229,828	-11,290,889
MPHC	-1,653,780	-7,164,046	-8,432,573	-9,066,137	-57,200	-16,500	-72,000	-360	1,710,980	7,180,546	8,504,573	9,066,497
IGRD	-868,506	-3,987,564	-5,929,201	-8,435,112	104,684	-5,752	74,186	-171,329	763,822	3,993,316	5,855,015	8,606,441
QAMC	-4,169,947	1,254,713	-3,277,248	-5,689,394	-18,337	-194,486	80,955	-109,622	4,188,284	-1,265,890	3,196,293	5,799,016
QATI	-444,860	-483,402	-664,151	-5,772,480	0	0	0	0	444,860	483,402	664,151	5,772,480
DOHI	8,547	12,603	-109,146	-115,819	0	0	0	0	-8,547	-12,603	109,146	115,819
QGRI	-3,559	-41,994	-43,545	-20,163	0	0	0	0	3,559	41,994	43,545	20,163
AKHI	-87,849	-289,981	-713,155	-867,236	0	-15,393	410	410	87,849	305,374	712,745	866,826
QISI	-1,300	9,724	22,099	78,097	0	0	0	0	1,300	-9,724	-22,099	-78,097
QLMI	0	8,491	5,942	-41,369	0	0	0	0	0	-8,491	-5,942	41,369
UDCD	-179,522	-656,715	-1,128,939	-451,842	0	-30,000	-30,000	-30,000	179,522	686,715	1,158,939	481,842
BRES	-246,101	-2,033,473	-4,399,029	-519,429	0	-11,650	3,600	3,600	246,101	2,045,123	4,395,429	515,829
ERES	2,578,916	-1,310,233	-4,938,751	-7,184,834	-189,989	312,430	271,268	36,905	-2,388,927	997,803	4,667,483	7,147,929
MRDS	245,655	-1,032,823	-2,187,324	-3,943,779	33,010	33,010	-16,990	-365,089	-278,665	999,813	2,204,314	4,308,868
ORDS	393,243	29,269	-538,282	-710,833	7,600	18,283	943	-8,027	-400,843	-47,552	537,339	718,860
VFQS	-215,545	-423,661	-221,745	-1,386,302	0	-44,174	-61,389	-138,061	215,545	453,404	263,246	1,515,785
QNNS	-81,470	-101,178	-143,711	-2,793,451	0	0	0	-35,000	81,470	101,178	143,711	2,828,451
GWCS	-31,760	-1,093,338	-1,015,862	-469,407	0	0	0	115,903	31,760	1,093,338	1,015,862	353,504
QGTS	-231,079	-3,331,332	-6,182,111	-8,241,142	19,900	20,103	7,223	56,051	211,179	3,311,229	6,174,888	8,185,091

Trading values by nationality for the last Session

Nationality	Purchasing Value	Selling Value	Difference
Qataris	293.37	270.97	22.40
GCC	66.94	18.02	48.91
Arab	61.53	61.38	0.16
Foreigners	146.60	218.07	-71.47

In million QAR

Trading by nationality for the last Session

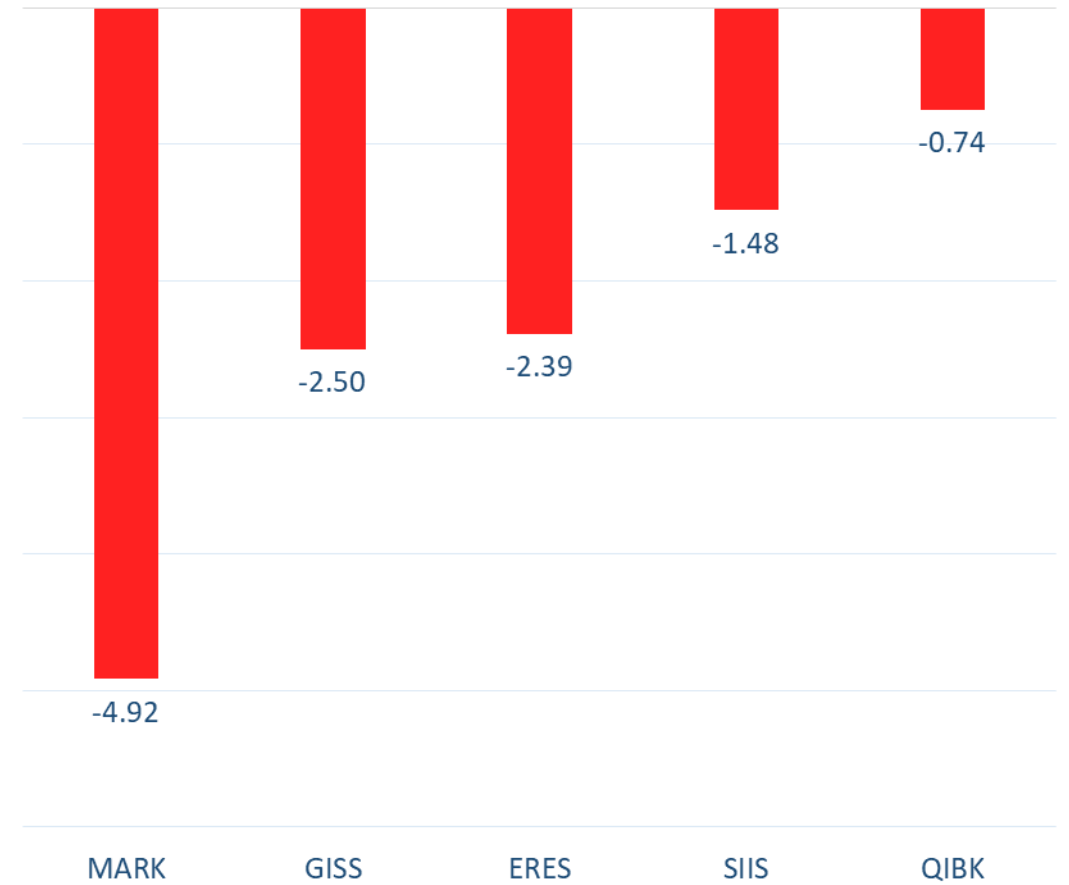
Nationality	Buy %	Sell %	Net
Qataris	51.61%	47.67%	3.94%
GCC	11.78%	3.17%	8.61%
Arab	10.83%	10.80%	0.03%
Foreigners	25.79%	38.36%	-12.57%

Top 5 Companies bought (net) by **Foreigners** in the last session



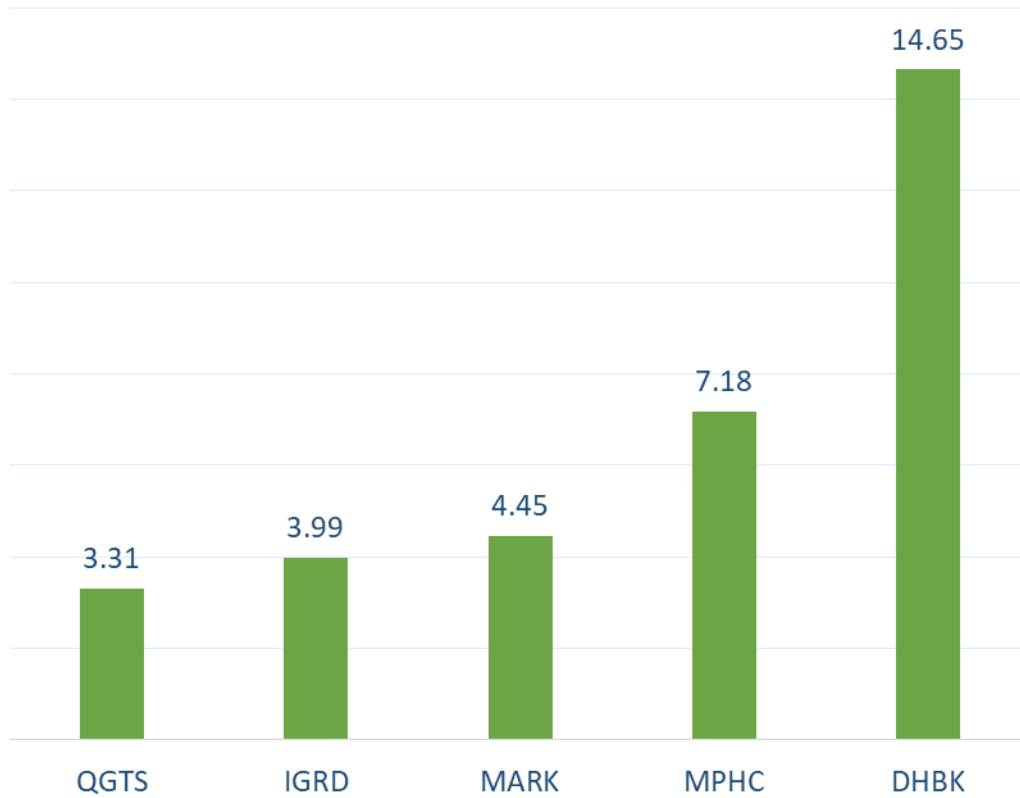
In million shares

Top 5 Companies sold (net) by **Foreigners** in the last session



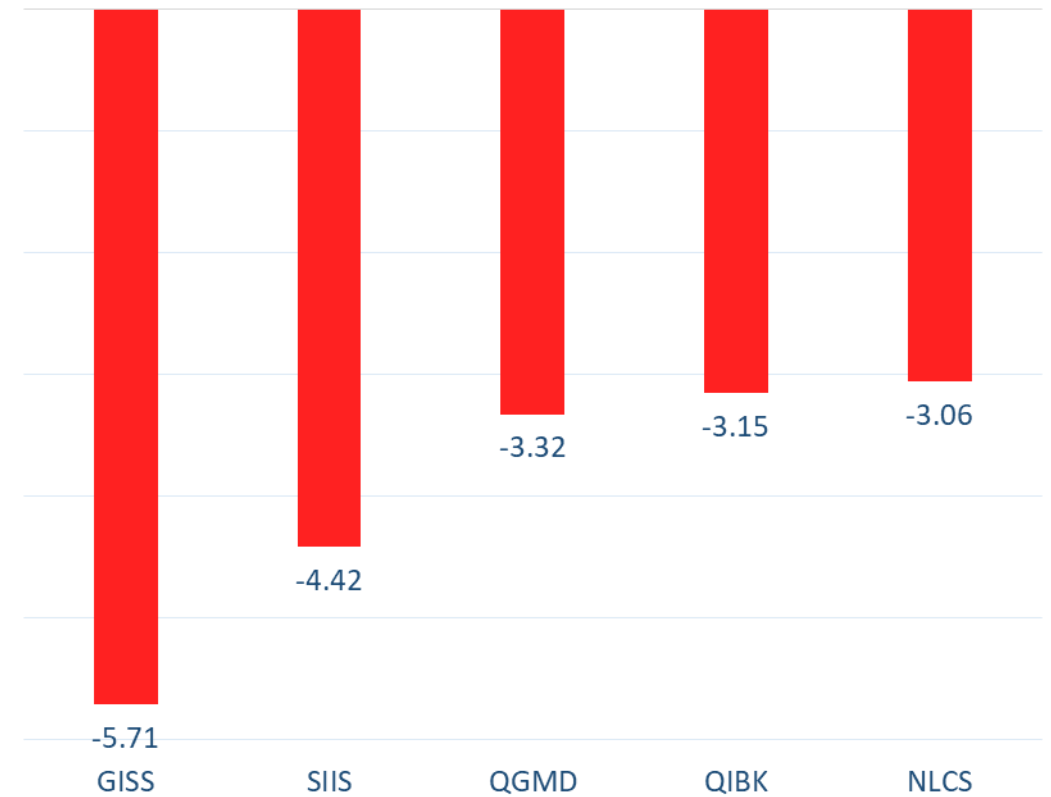
In million shares

Top 5 Companies bought (net) by **Foreigners** over the last week



In million shares

Top 5 Companies sold (net) by **Foreigners** over the last week



In million shares



The figures represent a change in the number of shares.

Daily Change: The net change between 11th and 10th of January trading sessions

Change for the last 5 sessions: The total daily net change for the last 5 sessions.

Change for the last 10 sessions: The total daily net change for the last 10 sessions.

Change for the last 20 sessions: The total daily net change for the last 20 sessions.

DISCLAIMER:

The information contained was obtained from various public sources believed to be reliable, but we do not guarantee its accuracy. Wasata Financial Securities makes no representations or warranties (express or implied) regarding the data and information provided and Wasata Financial Securities does not represent that the information content of this document is complete, or free from any error, not misleading, or fit for any particular purpose. This report document provides general information only. Neither the information nor any opinion expressed constitutes an offer or an invitation to make an offer, to buy or sell any securities or other investment products related to such securities or investments.

This report document contained is subject to change without prior notice. Wasata assumes no responsibility to update the information in this report document.



Prepared by Financial Advisory Department


للأوراق المالية
FINANCIAL SECURITIES

+974 44498880

ramzi.qasmieh@Wasata.qa