



Daily Report for Ownership Changes

26th of January 2023 Session

Company									26-Jan			
	Qatari				GCC				Foreigners			
	Daily Chg.	Last 5 Sessions Chg.	Last 10 Sessions Chg.	Last 20 Sessions Chg.	Daily Chg.	Last 5 Sessions Chg.	Last 10 Sessions Chg.	Last 20 Sessions Chg.	Daily Chg.	Last 5 Sessions Chg.	Last 10 Sessions Chg.	Last 20 Sessions Chg.
QNBK	-211,428	-1,981,898	2,729,771	-3,231,054	2,000	-5,290	20,771	-53,933	209,428	1,987,188	-2,750,542	3,284,987
QIBK	111,001	769,027	3,286,419	8,863,106	0	5,429	19,421	-3,407	-111,001	-774,456	-3,305,840	-8,859,699
CBQK	-7,457,414	-9,911,126	-13,082,402	-18,525,890	10,000	10,000	10,000	408	7,447,414	9,901,126	13,072,402	18,525,482
DHBK	-717,806	-4,457,034	1,375,010	-18,789,781	0	-89,824	20,000	662,408	717,806	4,546,858	-1,395,010	18,127,373
ABQK	0	-4,038	-4,234	-6,954	0	136	136	136	0	3,902	4,098	6,818
QIIK	-48,586	-377,756	-715,436	932,825	0	-9,738	23,005	23,005	48,586	387,494	692,431	-955,830
MARK	210,250	-4,553,923	-4,337,014	-1,771,857	-10,213	4,614	33,385	-11,498	-200,037	4,549,309	4,303,629	1,783,355
QFBQ	-125,611	-616,229	-1,346,820	-1,055,901	0	475,788	460,788	491,944	125,611	140,441	886,032	563,957
NLCS	347,371	-1,932,092	2,304,946	6,833,408	43,827	-25,923	-28,023	62,213	-391,198	1,958,015	-2,276,923	-6,895,621
DBIS	-41,119	-167,882	-208,350	-940,446	-133,601	134,260	93,981	57,522	174,720	33,622	114,369	882,924
QOIS	-19,492	-148,930	-19,448	681,312	0	0	852	-129,647	19,492	148,930	18,596	-551,665
IHGS	-19,250	-111,263	-124,265	68,873	0	0	0	-29,519	19,250	111,263	124,265	-39,354
ZHCD	1,000	-17,224	-12,934	-10,651	0	0	0	-17,344	-1,000	17,224	12,934	27,995
QGMD	54,586	-4,617,166	-5,730,823	-5,762,523	-27,295	-10,678	169,397	152,278	-27,291	4,627,844	5,561,426	5,610,245
SIIS	1,101,549	1,044,687	-844,044	3,695,158	0	-148,137	150,174	194,240	-1,101,549	-896,550	693,870	-3,889,398
BLDN	389,985	636,038	1,533,964	1,521,478	0	1,667	-51,000	-99,299	-389,985	-637,705	-1,482,964	-1,422,179
MCGS	51,602	-175,596	-564,389	-706,682	0	0	0	0	-51,602	175,596	564,389	706,682
QCFS	-4,000	-4,000	-4,000	-4,000	0	0	0	0	4,000	4,000	4,000	4,000
QFLS	-80,038	-1,829,933	-3,060,594	-4,614,729	0	72,092	74,192	74,532	80,038	1,757,841	2,986,402	4,540,197
WDAM	-4,897	224,087	-523,748	-578,591	0	-300	-572	-836	4,897	-223,787	524,320	579,427
MCCS	17,791	-29,034	-224,695	-49,581	0	-10,000	-12,000	-26,531	-17,791	39,034	236,695	76,112
MERS	-228,953	-235,908	-384,443	-374,990	250	250	-29	1,591	228,703	235,658	384,472	373,399
QIMD	-21,519	-489,418	17,216	-75,332	0	21,425	21,425	-32,215	21,519	467,993	-38,641	107,547
QNCD	-143,186	-356,410	-555,074	-333,040	0	-12,150	-12,150	-12,150	143,186	368,560	567,224	345,190

									26-Jan			
Company	Qatari				GCC				Foreigners			
	Daily Chg.	Last 5 Sessions Chg.	Last 10 Sessions Chg.	Last 20 Sessions Chg.	Daily Chg.	Last 5 Sessions Chg.	Last 10 Sessions Chg.	Last 20 Sessions Chg.	Daily Chg.	Last 5 Sessions Chg.	Last 10 Sessions Chg.	Last 20 Sessions Chg.
IQCD	-466,519	-1,291,438	-1,867,429	-6,586,083	0	125,606	206,197	214,648	466,519	1,165,832	1,661,232	6,371,435
QIGD	27,808	167,575	-190,777	-851,947	18,200	40,000	60,000	82,804	-46,008	-207,575	130,777	769,143
QEWS	72,068	-8,470	685,860	2,203,870	0	0	2	2	-72,068	8,470	-685,862	-2,203,872
AHCS	-20,549	-369,247	-627,534	-584,635	0	10,000	14,000	14,000	20,549	359,247	613,534	570,635
GISS	3,236,286	6,408,692	8,333,219	16,036,194	-322,422	-311,352	-569,130	-264,800	-2,913,864	-6,097,340	-7,764,089	-15,771,394
MPHC	-101,130	-3,002,461	-5,259,139	-15,213,127	0	-17,426	12,694	-59,306	101,130	3,019,887	5,246,445	15,272,433
IGRD	482,186	-1,180,781	-1,519,377	-8,541,565	-20,000	19,442	62,256	136,442	-462,186	1,161,339	1,457,121	8,405,123
QAMC	-2,650,241	-4,938,606	656,764	-1,798,443	-300,000	-2,103,137	-2,690,059	-2,492,922	2,950,241	7,041,743	2,033,295	4,291,365
QATI	-73,187	-163,534	-389,370	-1,380,556	0	0	-20,000	-20,000	73,187	163,534	409,370	1,400,556
DOHI	148,295	239,584	325,563	287,259	0	0	-5,000	-5,000	-148,295	-239,584	-320,563	-282,259
QGRI	0	-15,661	52,016	7,031	0	-15,159	-15,159	-15,159	0	30,820	-36,857	8,128
AKHI	67,035	-322,853	22,547	-593,690	0	0	0	-47,221	-67,035	322,853	-22,547	640,911
QISI	-922	-11,832	-16,782	-3,590	0	556	556	556	922	11,276	16,226	3,034
QLMI	-4,000	-3,887	115,203	116,119	0	0	0	0	4,000	3,887	-115,203	-116,119
UDCD	-102,437	-192,296	-833,547	-2,341,984	0	-80,000	-80,000	-110,000	102,437	272,296	913,547	2,451,984
BRES	-459,741	-1,957,603	-4,265,320	-9,425,087	0	-48,265	-48,265	-44,665	459,741	2,005,868	4,313,585	9,469,752
ERES	2,264,138	-1,228,270	415,755	-3,664,563	0	188,636	-62,265	209,003	-2,264,138	1,039,634	-353,490	3,455,560
MRDS	1,289,215	-1,422,864	-4,780,126	-6,252,072	10,808	146,582	151,304	215,506	-1,300,023	1,276,282	4,628,822	6,036,566
ORDS	2,122,618	2,129,737	1,411,849	1,578,639	0	3,595	5,995	7,361	-2,122,618	-2,145,223	-1,417,844	-1,586,000
VFQS	-847,343	177,124	-393,368	-927,740	-34,851	-98,675	-128,675	-187,064	882,194	-78,449	522,043	1,100,373
QNNS	73,673	-146,601	-195,392	-410,301	0	0	0	0	-73,673	146,601	195,392	410,301
GWCS	-43,356	-375,695	-277,444	-1,238,243	0	6,820	6,820	6,820	43,356	368,875	270,624	1,231,423
QGTS	353,395	-2,990,309	-5,578,561	-10,448,754	2,600	-257,737	-283,080	-323,087	-355,995	3,248,046	5,861,641	10,771,841

Insider Traders For the Last Week

Company	Buy	Sell	Net
IGRD	836,469	0	836,469
VFQS	575,000	0	575,000
QIMD	100,000	0	100,000
QIBK	20,000	0	20,000
IQCD	25,799	12,622	13,177
ZHCD	3,555	0	3,555
QCFS	2,000	0	2,000
QNNS	0	145	-145
MPHC	0	70,235	-70,235
NLCS	0	259,298	-259,298
QEWS	0	544,649	-544,649
QOIS	0	718,462	-718,462

Trading Value by nationality for the past week

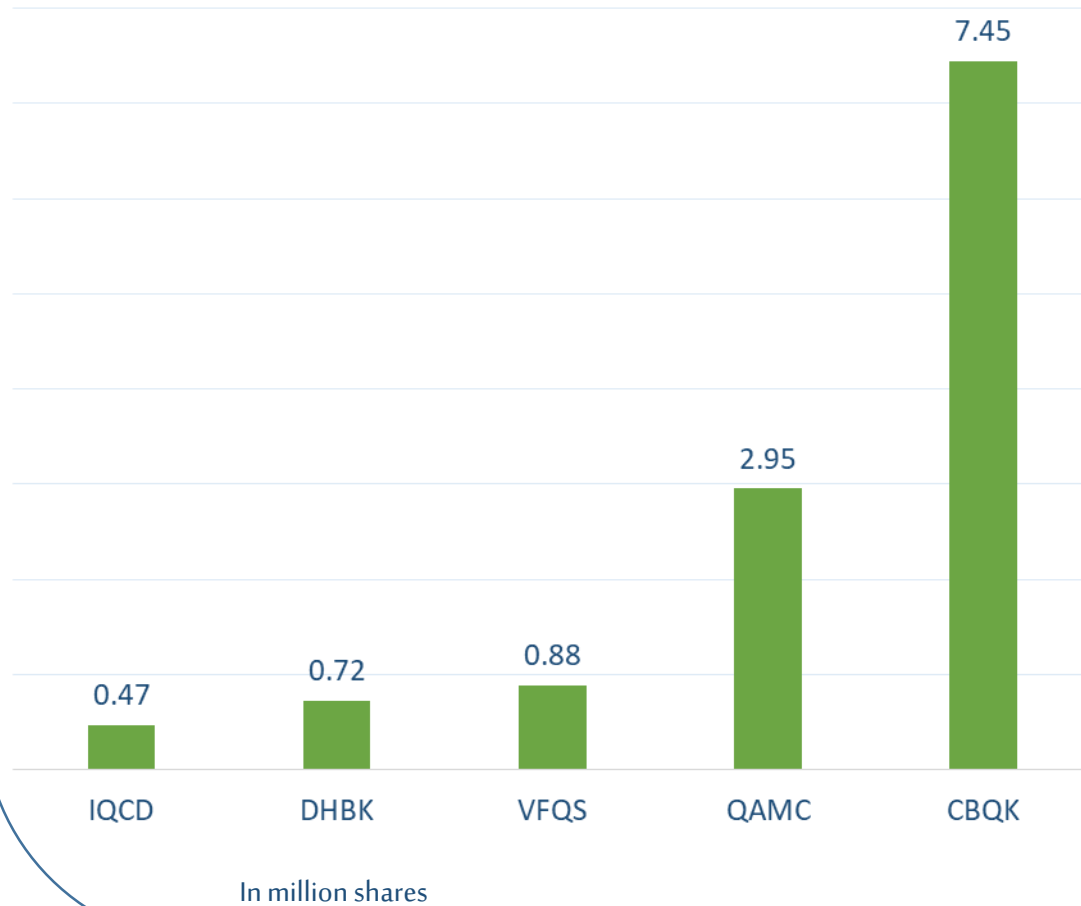
Nationality	Purchasing Value	Selling Value	Difference
Qataris	1,403.16	1,586.20	-183.04
GCC	129.19	162.78	-33.59
Arab	240.39	223.18	17.20
Foreigners	550.48	351.05	199.42

In million QAR

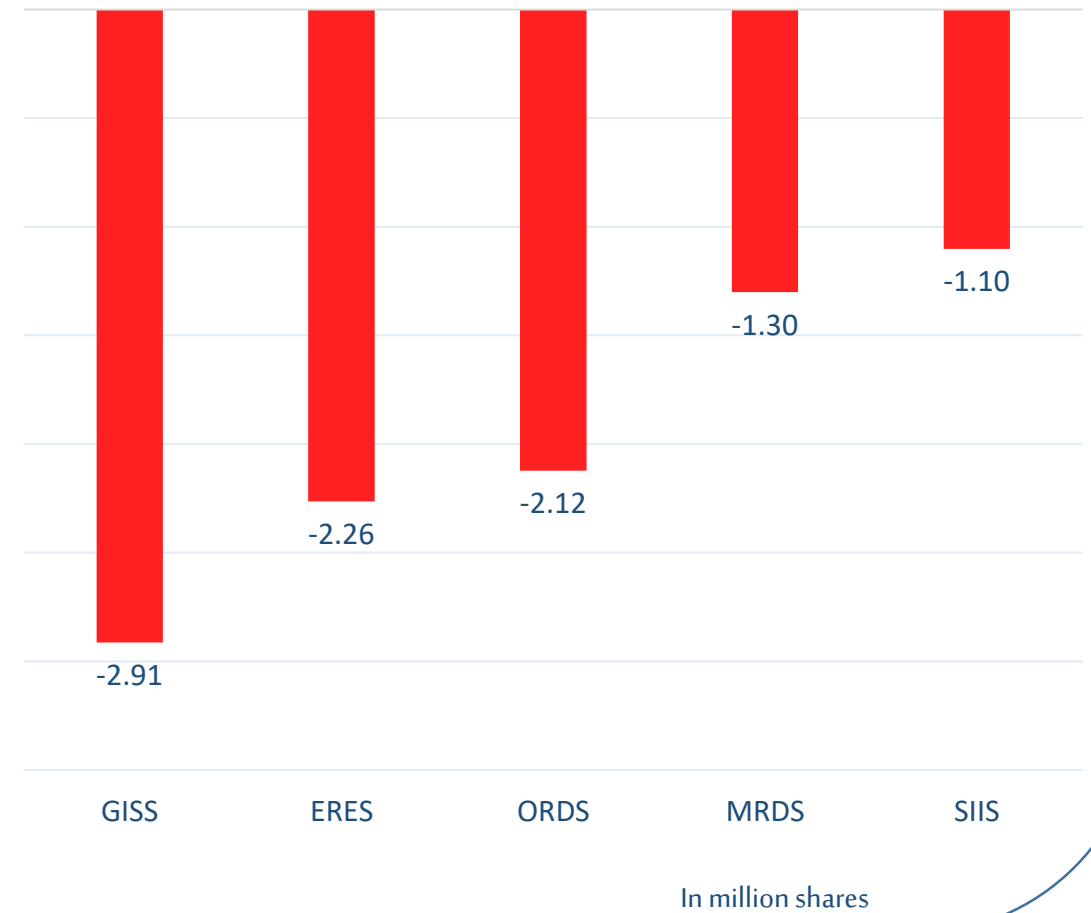
Trading by nationality for the past week

Nationality	Buy %	Sell %	Net
Qataris	60.40%	68.28%	-7.88%
GCC	5.56%	7.01%	-1.45%
Arab	10.35%	9.61%	0.74%
Foreigners	23.69%	15.11%	8.58%

Top 5 Companies bought (net) by **Foreigners** in the last session



Top 5 Companies sold (net) by **Foreigners** in the last session

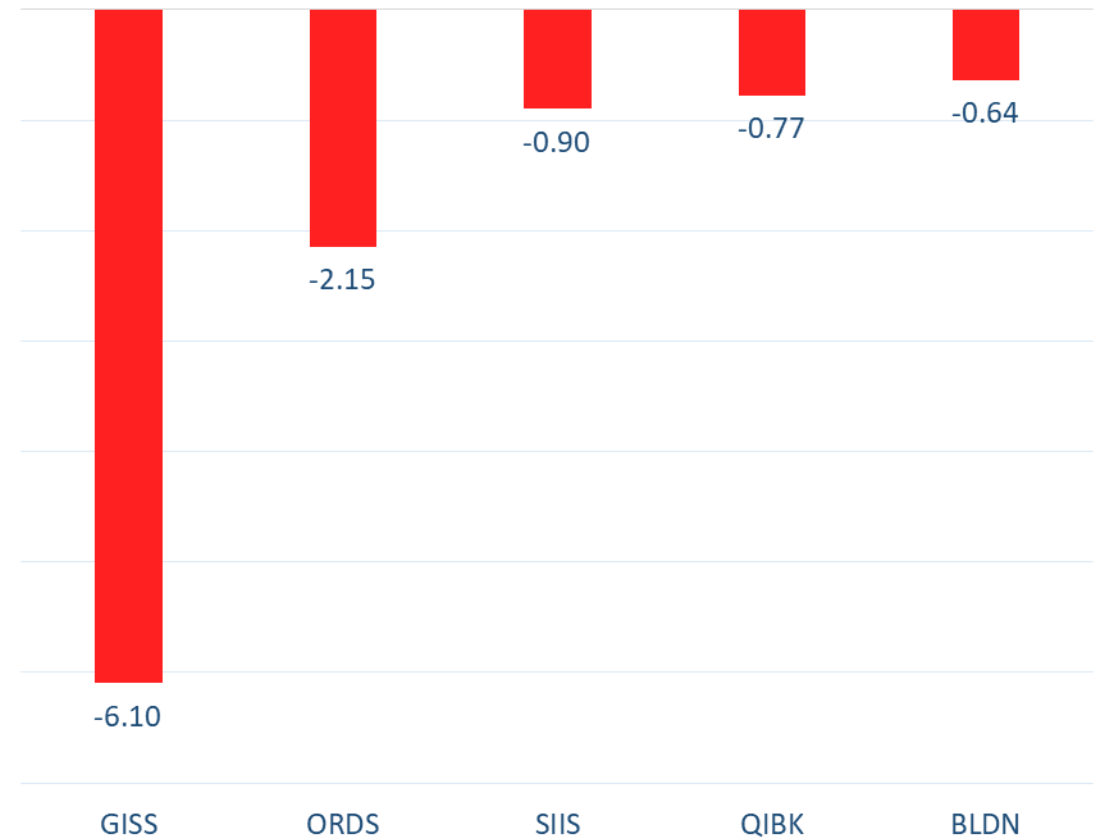


Top 5 Companies bought (net) by **Foreigners** over the last week



In million shares

Top 5 Companies sold (net) by **Foreigners** over the last week



In million shares



The figures represent a change in the number of shares.

Daily Change: The net change between 26th and 25th of January trading sessions

Change for the last 5 sessions: The total daily net change for the last 5 sessions.

Change for the last 10 sessions: The total daily net change for the last 10 sessions.

Change for the last 20 sessions: The total daily net change for the last 20 sessions.

DISCLAIMER:

The information contained was obtained from various public sources believed to be reliable, but we do not guarantee its accuracy. Wasata Financial Securities makes no representations or warranties (express or implied) regarding the data and information provided and Wasata Financial Securities does not represent that the information content of this document is complete, or free from any error, not misleading, or fit for any particular purpose. This report document provides general information only. Neither the information nor any opinion expressed constitutes an offer or an invitation to make an offer, to buy or sell any securities or other investment products related to such securities or investments.

This report document contained is subject to change without prior notice. Wasata assumes no responsibility to update the information in this report document.



Prepared by Financial Advisory Department


للأوراق المالية
FINANCIAL SECURITIES

+974 44498880

ramzi.qasmieh@Wasata.qa