



Daily Report for Ownership Changes

22nd of December 2022 Session

									22-Dec			
Company	Qatari				GCC				Foreigners			
	Daily Chg.	Last 5 Sessions Chg.	Last 10 Sessions Chg.	Last 20 Sessions Chg.	Daily Chg.	Last 5 Sessions Chg.	Last 10 Sessions Chg.	Last 20 Sessions Chg.	Daily Chg.	Last 5 Sessions Chg.	Last 10 Sessions Chg.	Last 20 Sessions Chg.
QNBK	-561,169	-682,904	-13,275,734	-8,048,856	0	8,802	5,681	144,784	561,169	674,102	13,270,053	7,904,072
QIBK	916,547	2,134,422	4,268,768	3,872,145	5,333	5,303	8,053	8,096	-921,880	-2,139,725	-4,276,821	-3,880,241
CBQK	225,283	2,497,114	6,584,509	9,003,631	0	0	0	-500	-225,283	-2,497,114	-6,584,509	-9,003,131
DHBK	-48,822	2,123,546	2,712,603	-1,611,063	0	36,000	-1,395,254	-177,697	48,822	-2,159,546	-1,317,349	1,788,760
ABQK	0	30,504	30,504	53,231	0	0	0	0	0	-30,504	-30,504	-53,231
QIHK	8,625	-239,629	-1,869,128	-3,215,596	0	0	180	19,180	-8,625	239,629	1,868,948	3,196,416
MARK	-566,269	1,766,563	4,359,439	-3,061,822	513	-66,581	-1,266	-234,656	565,756	-1,699,982	-4,358,173	3,296,478
QFBQ	80,734	220,658	-815,521	-521,967	0	0	93,784	142,391	-80,734	-220,658	721,737	379,576
NLCS	-475,474	-1,969,899	-8,050,763	-9,553,741	0	156,586	316,017	451,909	475,474	1,813,313	7,734,746	9,101,832
DBIS	468,134	836,683	263,485	-397,623	2,950	-95,288	14,448	586,955	-471,084	-741,395	-277,933	-189,332
QOIS	-876,288	-548,592	-533,612	40,597	-83,045	-100,514	-111,814	-319,635	959,333	649,106	645,426	279,038
IHGS	-191,853	-291,790	-105,928	-424,732	11,281	11,281	-719	-719	180,572	280,509	106,647	425,451
ZHCD	9,640	40,210	122,964	201,194	-13,738	-39,328	-120,479	-193,812	4,098	-882	-2,485	-7,382
QGMD	579,002	75,904	113,224	1,851,443	-271,722	0	0	-177,783	-307,280	-75,904	-113,224	-1,673,660
SIIS	-1,731,346	-3,792,567	-2,978,742	-3,316,402	-145,071	-83,004	-104,763	148,904	1,876,417	3,875,571	3,083,505	3,167,498
BLDN	59,711	-123,026	-242,781	-1,043,561	-41,529	-41,518	-41,518	-91,818	-18,182	164,544	284,299	1,135,379
MCGS	68,314	139,522	165,247	353,893	0	0	-173	-1,673	-68,314	-139,522	-165,074	-352,220
QCFS	0	0	0	0	0	0	0	0	0	0	0	0
QFLS	114,393	-307,343	-1,417,621	-1,135,290	-814	-1,341	859	1,396	-113,579	308,684	1,416,762	1,133,894
WDAM	46,862	-4,127	262,256	-59,232	0	0	-1,000	-1,000	-46,862	4,127	-261,256	60,232
MCCS	114,365	1,927	-246,945	-787,474	0	10,487	3,246	-24,607	-114,365	-12,414	243,699	812,081
MERS	-15,581	-21,920	-14,897	-20,714	0	-10	-144	-164	15,581	21,930	15,041	20,878
QIMD	0	45,410	21,975	96,818	0	-58,378	-16,378	130,622	0	12,968	-5,597	-227,440
QNCD	-17,074	58,957	145,517	371,195	0	-7,688	-7,688	-7,688	17,074	-51,269	-137,829	-363,507

Company									22-Dec			
	Qatari				GCC				Foreigners			
	Daily Chg.	Last 5 Sessions Chg.	Last 10 Sessions Chg.	Last 20 Sessions Chg.	Daily Chg.	Last 5 Sessions Chg.	Last 10 Sessions Chg.	Last 20 Sessions Chg.	Daily Chg.	Last 5 Sessions Chg.	Last 10 Sessions Chg.	Last 20 Sessions Chg.
IQCD	-384,812	431,555	558,160	-4,296,633	0	181,660	206,287	82,262	384,812	-613,215	-764,447	4,214,371
QIGD	73,832	345,415	117,645	71,529	0	40,000	40,000	109,295	-73,832	-385,415	-157,645	-180,824
QEWS	-561	-444,264	-839,687	525,898	0	0	0	0	561	444,264	839,687	-525,898
AHCS	59,431	116,599	138,252	-212,083	0	0	0	-646	-59,431	-116,599	-138,252	212,729
GISS	459,138	-664,753	5,042,102	3,494,097	0	-38,130	79,534	104,534	-459,138	702,883	-5,121,636	-3,598,631
MPHC	203,868	-1,467,580	-1,020,699	-9,383,072	35,250	39,600	39,100	-291,095	-239,118	1,427,980	981,599	9,674,167
IGRD	625,287	-1,725,867	-1,291,694	-3,918,787	-156,472	-26,492	-240,604	-272,843	-468,815	1,752,359	1,532,298	4,191,630
QAMC	-27,321	-2,402,462	1,454,868	1,364,729	-25,846	-194,486	-276,137	-190,050	53,167	2,515,500	-1,178,731	-1,174,679
QATI	-12,406	-1,889,782	-5,898,676	-7,401,583	0	0	-90,000	-90,000	12,406	1,889,782	5,988,676	7,491,583
DOHI	-100	900	900	59,980	0	0	0	27,182	100	-900	-900	-87,162
QGRI	30,000	30,000	34,535,891	34,797,275	0	0	0	-471,280	-30,000	-30,000	-34,535,891	-34,325,995
AKHI	-201,685	-74,093	-344,977	-159,501	101,094	101,094	101,094	101,094	100,591	-27,001	243,883	58,407
QISI	-707	46,820	50,058	-2,312	0	0	0	0	707	-46,820	-50,058	2,312
QLMI	-32,407	-42,220	-65,457	-73,568	0	0	0	0	32,407	42,220	65,457	73,568
UDCD	7,329	320,654	276,751	-1,874,219	0	0	0	30,000	-7,329	-320,654	-276,751	1,844,219
BRES	2,474,892	3,725,662	3,693,466	-1,390,388	0	0	-200	-200	-2,474,892	-3,725,662	-3,693,266	1,390,588
ERES	263,401	-190,401	1,634,299	6,101,515	67,464	-140,499	121,737	-168,668	-330,865	330,900	-1,756,036	-5,932,847
MRDS	1,355,303	-670,866	-623,902	-4,895,989	-5,000	-32,627	-505,320	-216,403	-1,350,303	703,493	1,129,222	5,112,392
ORDS	-139,861	-364,591	555,072	180,378	-5,866	-10,591	-24,743	-21,017	145,727	365,446	-538,358	-159,361
VFQS	41,596	-759,224	-553,933	864,347	0	-187,312	-97,934	-150,979	-41,596	933,454	663,894	-693,480
QNNS	-99,816	-2,109,631	-3,480,195	-6,084,095	0	0	-35,000	-35,000	99,816	2,109,631	3,515,195	6,119,095
GWCS	60,874	406,259	452,755	976,288	0	115,903	115,903	159,256	-60,874	-522,162	-568,658	-1,135,544
QGTS	1,063,769	-1,622,159	-2,673,711	-3,033,903	-6,510	-17,361	47,628	-2,222	-1,057,259	1,639,520	2,626,083	3,036,125

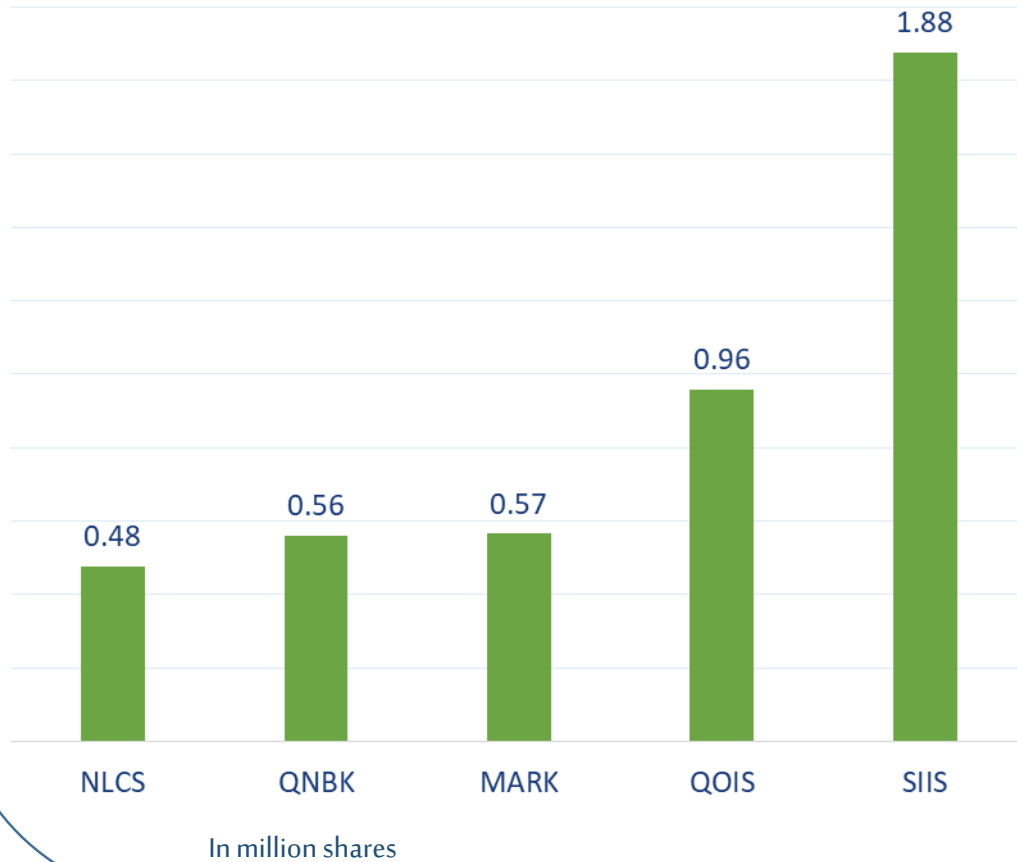
Insider Traders For the Last Week

Company	Buy	Sell	Net
QGTS	514,361	0	514,361
QIBK	470,270	0	470,270
QNCD	216,746	0	216,746
AKHI	125,000	0	125,000
BRES	100,000	0	100,000
IQCD	75,000	0	75,000
CBQK	49,063	0	49,063
UDCD	45,512	0	45,512
NLCS	16,851	0	16,851
QCFS	16,000	0	16,000
ZHCD	14,967	0	14,967
QNNS	0	32,023	-32,023
IHGS	0	91,700	-91,700

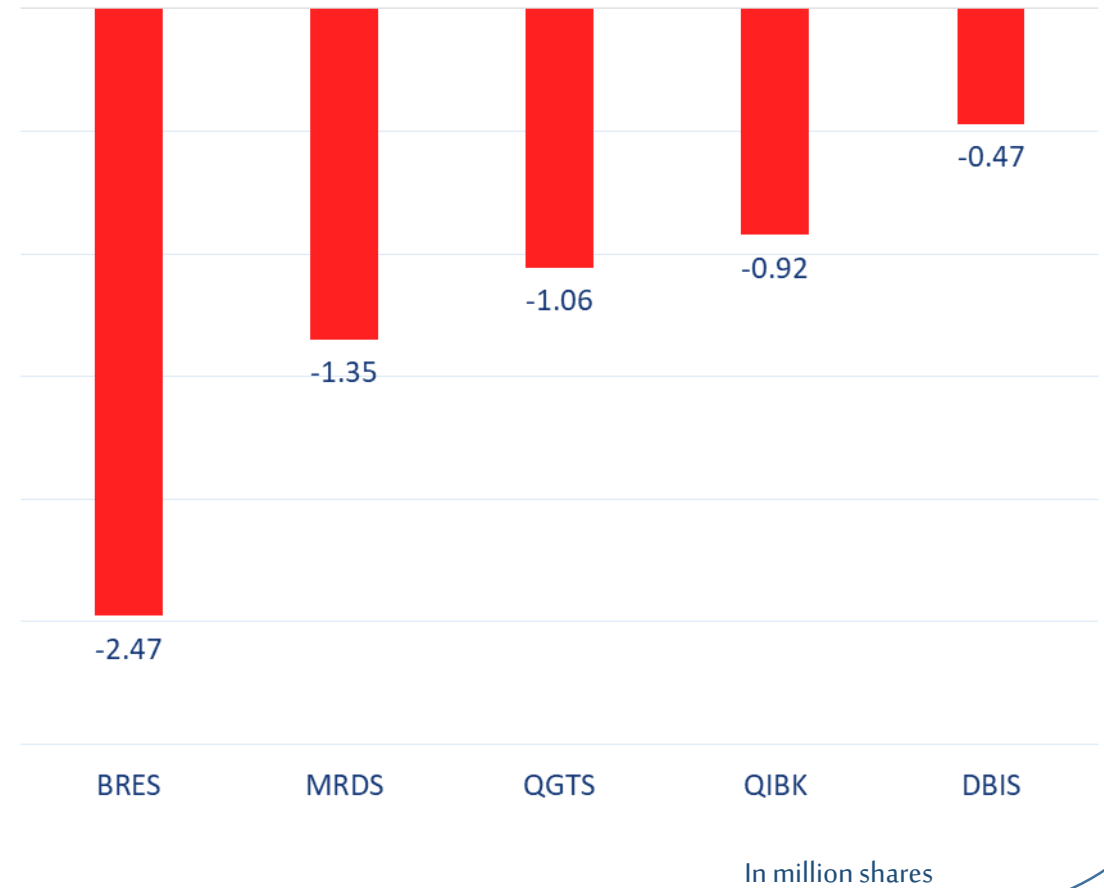
Trading by nationality for the past week

Nationality	Buy %	Sell %	Net
Qataris	55.79%	56.08%	-0.29%
GCC	5.88%	6.50%	-0.62%
Arab	9.44%	8.92%	0.52%
Foreigners	28.90%	28.50%	0.40%

Top 5 Companies bought (net) by **Foreigners** in the last session



Top 5 Companies sold (net) by **Foreigners** in the last session

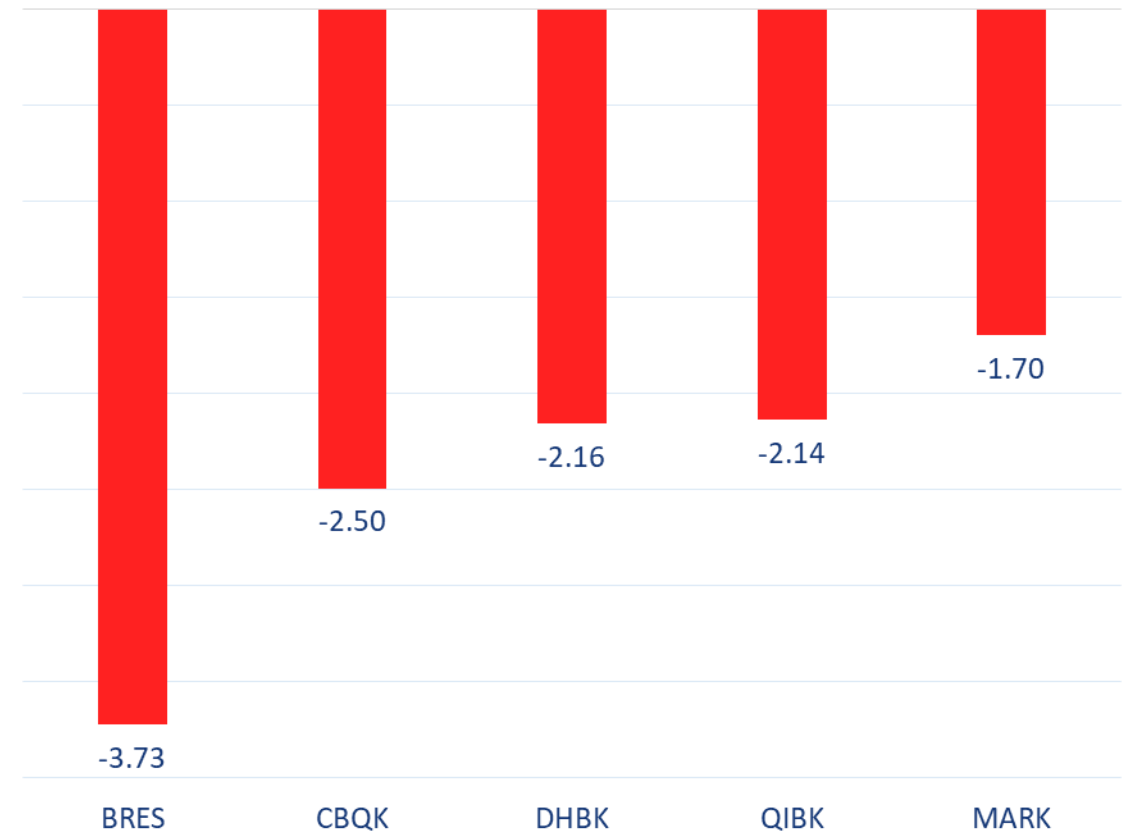


Top 5 Companies bought (net) by **Foreigners** over the last week



In million shares

Top 5 Companies sold (net) by **Foreigners** over the last week



In million shares



The figures represent a change in the number of shares.

Daily Change: The net change between 22nd and 21st of December trading sessions

Change for the last 5 sessions: The total daily net change for the last 5 sessions.

Change for the last 10 sessions: The total daily net change for the last 10 sessions.

Change for the last 20 sessions: The total daily net change for the last 20 sessions.

DISCLAIMER:

The information contained was obtained from various public sources believed to be reliable, but we do not guarantee its accuracy. Wasata Financial Securities makes no representations or warranties (express or implied) regarding the data and information provided and Wasata Financial Securities does not represent that the information content of this document is complete, or free from any error, not misleading, or fit for any particular purpose. This report document provides general information only. Neither the information nor any opinion expressed constitutes an offer or an invitation to make an offer, to buy or sell any securities or other investment products related to such securities or investments.

This report document contained is subject to change without prior notice. Wasata assumes no responsibility to update the information in this report document.



Prepared by Financial Advisory Department


وساطة
WASATA
للأوراق المالية
FINANCIAL SECURITIES

+974 44498880

ramzi.qasmieh@Wasata.qa