



Daily Report for Ownership Changes

27th of December 2022 Session

									27-Dec			
Company	Qatari				GCC				Foreigners			
	Daily Chg.	Last 5 Sessions Chg.	Last 10 Sessions Chg.	Last 20 Sessions Chg.	Daily Chg.	Last 5 Sessions Chg.	Last 10 Sessions Chg.	Last 20 Sessions Chg.	Daily Chg.	Last 5 Sessions Chg.	Last 10 Sessions Chg.	Last 20 Sessions Chg.
QNBK	-1,296,374	-2,624,996	-15,281,175	-9,701,555	5,541	5,541	75,245	150,325	1,290,833	2,619,455	15,205,930	9,551,230
QIBK	301,407	2,072,904	4,420,751	3,709,984	246	5,585	8,555	8,305	-301,653	-2,078,489	-4,429,306	-3,718,289
CBQK	-394,445	676,376	4,794,285	8,708,501	9,592	9,592	9,592	9,592	384,853	-685,968	-4,803,877	-8,718,093
DHBK	-511,785	-419,396	1,838,258	-435,558	0	-535	35,465	-182,458	511,785	419,931	-1,873,723	618,016
ABQK	0	30,504	30,504	53,231	0	0	0	0	0	-30,504	-30,504	-53,231
QIJK	101,082	128,067	-1,032,075	-3,246,192	0	0	0	9,180	-101,082	-128,067	1,032,075	3,237,012
MARK	1,123,216	2,344,332	5,879,213	-530,936	-49,672	-75,151	-19,590	-223,552	-1,073,544	-2,269,181	-5,859,623	754,488
QFBQ	-1,500	-237,076	89,340	-468,363	0	0	0	183,546	1,500	237,076	-89,340	284,817
NLCS	242,635	-1,435,055	-3,938,331	-9,906,240	30,936	69,944	250,783	397,562	-273,571	1,365,111	3,687,548	9,508,678
DBIS	-7,267	-102,145	300,467	-768,682	2,835	6,807	-84,646	473,588	4,432	95,338	-215,821	295,094
QOIS	15,700	-860,581	-511,887	102,998	0	-83,045	-106,514	-319,635	-15,700	943,626	618,401	216,637
IHGS	76,815	-208,692	-311,493	-422,939	0	23,357	23,357	11,357	-76,815	185,335	288,136	411,582
ZHCD	0	43,856	50,794	162,322	0	-41,349	-44,849	-149,823	0	-2,507	-5,945	-12,499
QGMD	-333	458,984	-175,002	1,381,362	-94,073	-64,872	314	-91,132	94,406	-394,112	174,688	-1,290,230
SIIS	474,475	-3,525,128	-4,471,654	-1,469,424	0	-135,061	47,928	90,221	-474,475	3,660,189	4,423,726	1,379,203
BLDN	-390,440	-463,835	-602,250	-1,201,782	-5,171	-96,700	-96,689	-103,689	395,611	560,535	698,939	1,305,471
MCGS	-12,800	55,594	107,328	347,066	0	0	0	-173	12,800	-55,594	-107,328	-346,893
QCFS	0	0	0	0	0	0	0	0	0	0	0	0
QFLS	-83,681	82,857	-450,171	-1,136,883	-1,159	-150	-150	87	84,840	-82,707	450,321	1,136,796
WDAM	-595	32,938	222,933	-51,478	0	0	0	-1,000	595	-32,938	-222,933	52,478
MCCS	1,443	133,098	23,494	-675,534	0	10,487	10,287	-8,739	-1,443	-143,585	-33,781	684,273
MERS	2,074	18,426	35,001	25,471	0	-200	-210	-364	-2,074	-18,226	-34,791	-25,107
QIMD	0	-5,000	66,423	49,380	0	0	-58,378	130,622	0	5,000	-8,045	-180,002
QNCD	4,286	2,875	73,399	373,596	0	-7,688	-7,688	-7,688	-4,286	4,813	-65,711	-365,908

									27-Dec			
Company	Qatari				GCC				Foreigners			
	Daily Chg.	Last 5 Sessions Chg.	Last 10 Sessions Chg.	Last 20 Sessions Chg.	Daily Chg.	Last 5 Sessions Chg.	Last 10 Sessions Chg.	Last 20 Sessions Chg.	Daily Chg.	Last 5 Sessions Chg.	Last 10 Sessions Chg.	Last 20 Sessions Chg.
IQCD	-82,028	-1,067,642	103,206	-2,694,738	0	5,373	214,387	-29,641	82,028	1,062,269	-317,593	2,724,379
QIGD	-500	425,396	623,421	111,737	0	0	40,000	110,405	500	-425,396	-663,421	-222,142
QEWS	-19,994	-230,296	-647,561	-88,217	0	0	0	0	19,994	230,296	647,561	88,217
AHCS	0	200,209	153,579	-162,784	0	62,909	62,909	62,263	0	-263,118	-216,488	100,521
GISS	-638,938	2,586,256	4,822,904	5,983,296	25,000	286,287	238,157	390,821	613,938	-2,872,543	-5,061,061	-6,374,117
MPHC	-9,146	533,641	-633,564	-7,515,695	60,140	72,140	71,640	-160,555	-50,994	-605,781	561,924	7,676,250
IGRD	-99,121	136,020	-2,505,911	-7,555,161	0	-26,843	-245,515	-460,923	99,121	-109,177	2,751,426	8,016,084
QAMC	-2,128,431	-2,300,818	-2,412,146	-3,794,907	93,051	-194,486	-190,577	-98,851	2,035,380	2,233,613	2,602,723	3,893,758
QATI	100	-197,851	-5,108,329	-6,477,799	0	0	0	-90,000	-100	197,851	5,108,329	6,567,799
DOHI	0	-7,673	-6,673	74,919	0	0	0	0	0	7,673	6,673	-74,919
QGRI	-35	31,751	23,382	34,833,445	0	0	0	-445,144	35	-31,751	-23,382	-34,388,301
AKHI	-43,995	-90,456	-154,081	202,901	-20,441	0	0	0	64,436	90,456	154,081	-202,901
QISI	2,219	21,727	55,998	44,458	0	0	0	0	-2,219	-21,727	-55,998	-44,458
QLMI	-564	-35,762	-47,311	-70,361	0	0	0	0	564	35,762	47,311	70,361
UDCD	81,627	351,458	677,097	-1,412,951	0	0	0	30,000	-81,627	-351,458	-677,097	1,382,951
BRES	-69,640	2,943,713	3,879,600	-581,863	0	0	0	-200	69,640	-2,943,713	-3,879,600	582,063
ERES	-125,402	-1,893,900	-2,246,083	2,569,240	0	-234,363	-234,363	-343,901	125,402	2,128,263	2,480,446	-2,225,339
MRDS	350,880	-292,082	-1,756,455	-3,605,013	-49,836	2,537	-348,099	-230,380	-301,044	289,545	2,104,554	3,835,393
ORDS	143,269	272,354	-162,815	708,617	-79	943	-8,970	-20,021	-143,190	-273,297	171,785	-688,596
VFQS	56,834	-92,230	-1,164,557	855,595	0	6,389	-76,672	-55,198	-56,834	85,841	1,252,539	-780,509
QNNS	4,007	-926,103	-2,649,740	-6,203,849	0	0	-35,000	-35,000	-4,007	926,103	2,684,740	6,238,849
GWCS	-857	233,045	546,455	1,153,644	0	0	115,903	115,903	857	-233,045	-662,358	-1,269,547
QGTS	-71,745	275,255	-2,059,031	-3,699,464	0	-19,524	48,828	-6,172	71,745	-255,731	2,010,203	3,705,636

Trading by nationality for the last Session

Nationality	Buy %	Sell %	Net
Qataris	61.04%	68.31%	-7.27%
GCC	6.65%	4.98%	1.67%
Arab	10.36%	10.58%	-0.21%
Foreigners	21.94%	16.13%	5.81%

Top 5 Companies bought (net) by **Foreigners** in the last session



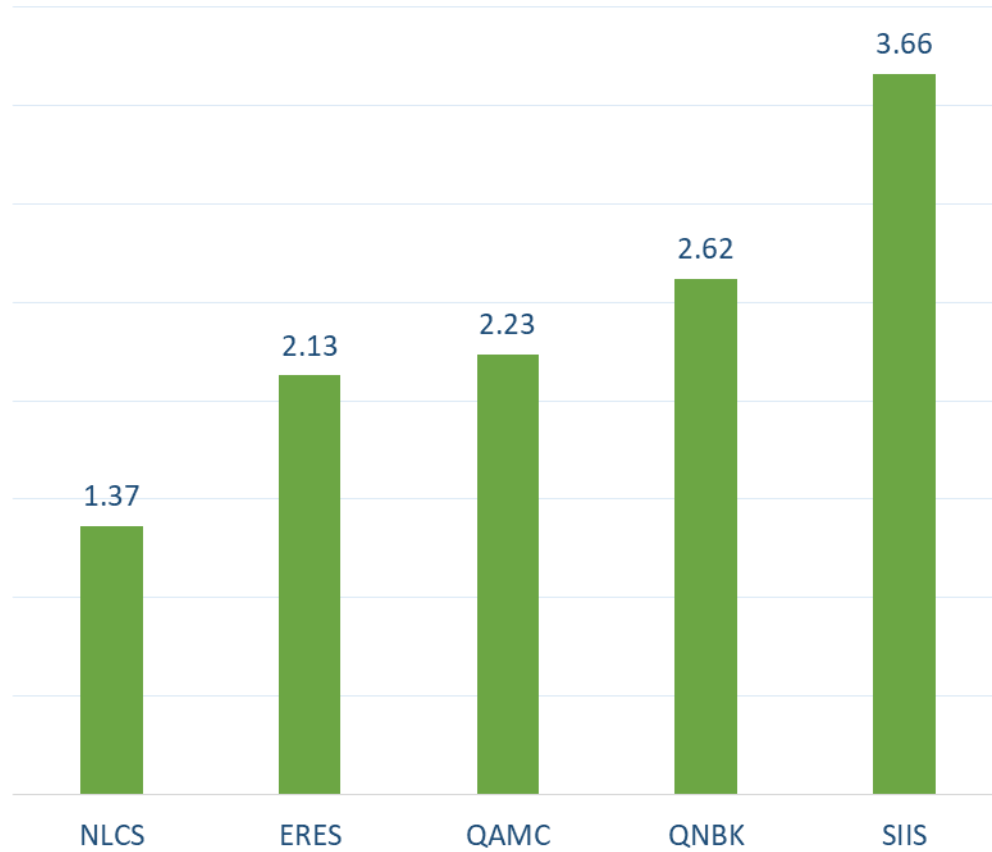
In million shares

Top 5 Companies sold (net) by **Foreigners** in the last session



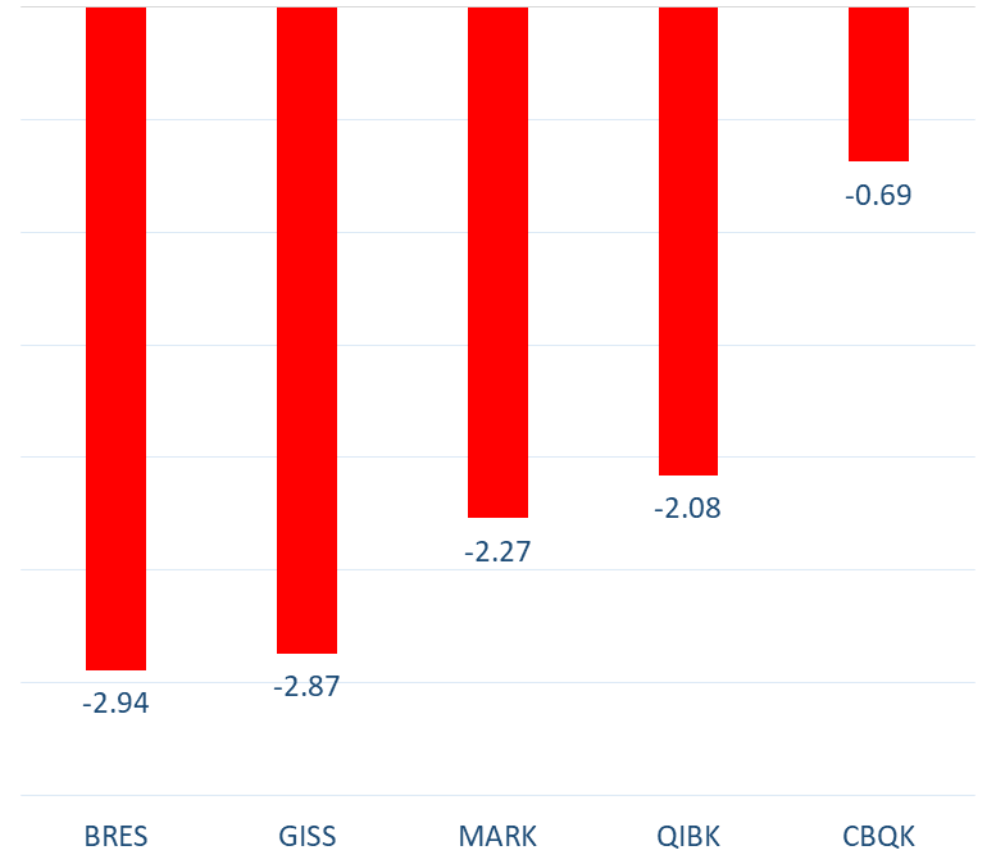
In million shares

Top 5 Companies bought (net) by **Foreigners** over the last week



In million shares

Top 5 Companies sold (net) by **Foreigners** over the last week



In million shares



The figures represent a change in the number of shares.

Daily Change: The net change between 27th and 26th of December trading sessions

Change for the last 5 sessions: The total daily net change for the last 5 sessions.


Change for the last 10 sessions: The total daily net change for the last 10 sessions.

Change for the last 20 sessions: The total daily net change for the last 20 sessions.

DISCLAIMER:

The information contained was obtained from various public sources believed to be reliable, but we do not guarantee its accuracy. Wasata Financial Securities makes no representations or warranties (express or implied) regarding the data and information provided and Wasata Financial Securities does not represent that the information content of this document is complete, or free from any error, not misleading, or fit for any particular purpose. This report document provides general information only. Neither the information nor any opinion expressed constitutes an offer or an invitation to make an offer, to buy or sell any securities or other investment products related to such securities or investments.

This report document contained is subject to change without prior notice. Wasata assumes no responsibility to update the information in this report document.



Prepared by Financial Advisory Department


وساطة
WASATA
للأوراق المالية
FINANCIAL SECURITIES

+974 44498880

ramzi.qasmieh@Wasata.qa