



Daily Report for Ownership Changes

26th of December 2022 Session

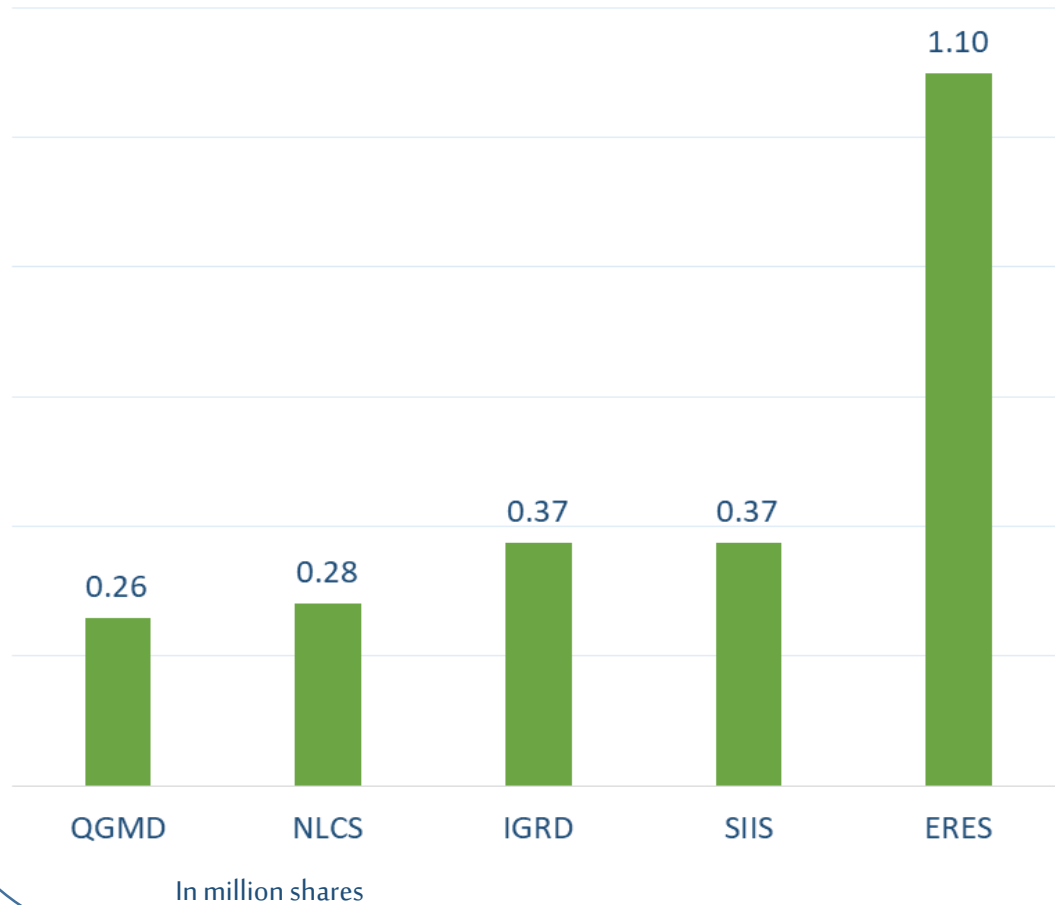
									26-Dec			
Company	Qatari				GCC				Foreigners			
	Daily Chg.	Last 5 Sessions Chg.	Last 10 Sessions Chg.	Last 20 Sessions Chg.	Daily Chg.	Last 5 Sessions Chg.	Last 10 Sessions Chg.	Last 20 Sessions Chg.	Daily Chg.	Last 5 Sessions Chg.	Last 10 Sessions Chg.	Last 20 Sessions Chg.
QNBK	-140,628	-1,071,716	-13,678,727	-8,347,168	0	8,802	59,331	144,784	140,628	1,062,914	13,619,396	8,202,384
QIBK	140,306	1,875,381	4,555,384	3,896,758	-694	5,339	8,309	8,102	-139,612	-1,880,720	-4,563,693	-3,904,860
CBQK	443,865	1,748,932	6,123,104	9,673,804	0	0	0	0	-443,865	-1,748,932	-6,123,104	-9,673,804
DHBK	-15,275	132,466	2,506,953	357,147	0	-535	-35,650	-178,232	15,275	-131,931	-2,471,303	-178,915
ABQK	0	30,504	30,504	53,231	0	0	0	0	0	-30,504	-30,504	-53,231
QIJK	112,592	60,271	-1,444,956	-2,715,272	0	0	180	9,180	-112,592	-60,271	1,444,776	2,706,092
MARK	1,307,941	137,457	5,446,986	-1,061,524	-18,047	-26,791	18,997	-156,203	-1,289,894	-110,666	-5,465,983	1,217,727
QFBQ	-231,698	-170,313	-210,826	-518,018	0	0	106,689	142,391	231,698	170,313	104,137	375,627
NLCS	-344,953	-357,439	-6,895,350	-9,760,249	62,755	52,341	281,422	390,664	282,198	305,098	6,613,928	9,369,585
DBIS	-64,279	304,781	101,214	-748,852	14,000	16,473	59,259	524,191	50,279	-321,254	-160,473	224,661
QOIS	269,226	-742,281	-403,514	-15,102	0	-83,045	-106,514	-319,635	-269,226	825,326	510,028	334,737
IHGS	-197,346	-265,938	-262,703	-353,687	12,076	23,357	11,357	11,357	185,270	242,581	251,346	342,330
ZHCD	-2,900	47,356	50,794	190,525	0	-43,849	-44,849	-182,333	2,900	-3,507	-5,945	-8,192
QGMD	-259,529	140,661	-189,384	945,904	0	94,387	94,387	-26,924	259,529	-235,048	94,997	-918,980
SIIS	-374,648	-3,394,414	-4,809,093	-2,215,299	0	-135,061	-95,454	117,667	374,648	3,529,475	4,904,547	2,097,632
BLDN	24,870	92,284	-167,243	-980,590	0	-91,518	-91,518	-98,518	-24,870	-766	258,761	1,079,108
MCGS	1,393	68,395	113,531	359,778	0	0	0	-173	-1,393	-68,395	-113,531	-359,605
QCFS	0	0	0	0	0	0	0	0	0	0	0	0
QFLS	93,223	64,362	-723,330	-691,892	-150	1,009	1,009	1,246	-93,073	-65,371	722,321	690,646
WDAM	46,457	36,433	292,638	-43,898	0	0	0	-1,000	-46,457	-36,433	-292,638	44,898
MCCS	14,982	47,189	-233,782	-682,446	0	10,487	3,246	-6,548	-14,982	-57,676	230,536	688,994
MERS	46,124	9,144	36,503	27,790	-200	-200	-210	-364	-45,924	-8,944	-36,293	-27,426
QIMD	13,000	-6,598	55,975	122,204	0	0	-38,378	130,622	-13,000	6,598	-17,597	-252,826
QNCD	2,114	-1,411	83,736	377,418	0	-7,688	-7,688	-7,688	-2,114	9,099	-76,048	-369,730

									26-Dec			
Company	Qatari				GCC				Foreigners			
	Daily Chg.	Last 5 Sessions Chg.	Last 10 Sessions Chg.	Last 20 Sessions Chg.	Daily Chg.	Last 5 Sessions Chg.	Last 10 Sessions Chg.	Last 20 Sessions Chg.	Daily Chg.	Last 5 Sessions Chg.	Last 10 Sessions Chg.	Last 20 Sessions Chg.
IQCD	-176,169	-1,228,196	91,391	-3,674,942	5,373	5,373	174,374	-29,641	170,796	1,222,823	-265,765	3,704,583
QIGD	281,873	538,734	375,923	158,127	0	0	40,000	110,405	-281,873	-538,734	-415,923	-268,532
QEWS	-58,875	-263,841	-828,507	215,336	0	0	0	0	58,875	263,841	828,507	-215,336
AHCS	23,312	151,818	137,826	-200,197	62,909	62,909	62,909	62,263	-86,221	-214,727	-200,735	137,934
GISS	2,050,079	2,451,749	6,770,706	5,141,773	151,287	223,157	207,007	365,821	-2,201,366	-2,674,906	-6,977,713	-5,507,594
MPHC	169,200	400,059	104,040	-8,259,662	12,000	12,000	11,500	-220,695	-181,200	-412,059	-115,540	8,480,357
IGRD	-376,835	-421,252	-2,035,486	-7,178,581	2,445	-1,599	-265,515	-465,049	374,390	422,851	2,301,001	7,643,630
QAMC	1,176,254	-547,202	1,064,351	-97,296	0	-194,486	-284,428	-190,050	-1,176,254	585,513	-779,923	287,346
QATI	-26,038	-197,951	-5,533,165	-6,477,799	0	0	0	-90,000	26,038	197,951	5,533,165	6,567,799
DOHI	-1,538	-7,673	-6,673	79,589	0	0	0	0	1,538	7,673	6,673	-79,589
QGRI	32,286	31,786	3,417	34,833,480	0	0	0	-445,124	-32,286	-31,786	-3,417	-34,388,356
AKHI	-151,060	-54,281	-124,234	30,689	-89,682	20,441	20,441	20,441	240,742	33,840	103,793	-51,130
QISI	3,721	36,977	53,779	32,138	0	0	0	0	-3,721	-36,977	-53,779	-32,138
QLMI	-29	-42,200	-66,386	-68,757	0	0	0	0	29	42,200	66,386	68,757
UDCD	202,000	450,823	498,821	-717,693	0	0	0	30,000	-202,000	-450,823	-498,821	687,693
BRES	8,235	3,523,933	3,272,197	-541,185	0	0	0	-200	-8,235	-3,523,933	-3,272,197	541,385
ERES	-1,099,642	-1,855,524	-441,598	2,710,339	0	-234,363	-242,363	-363,601	1,099,642	2,089,887	683,961	-2,346,738
MRDS	660,531	-1,387,273	-1,833,219	-4,234,285	85,000	52,373	-302,063	-180,544	-745,531	1,334,900	2,135,282	4,414,829
ORDS	205,313	133,152	318,655	704,478	0	-4,628	-8,891	-19,942	-205,313	-128,524	-309,764	-684,536
VFQS	-20,680	45,452	-1,204,610	987,152	6,389	-178,087	-77,172	-144,590	14,291	132,635	1,286,663	-822,674
QNNS	-4,239	-1,113,302	-3,126,874	-6,462,200	0	0	-35,000	-35,000	4,239	1,113,302	3,161,874	6,497,200
GWCS	-1,003	567,321	552,474	1,107,464	0	115,903	115,903	159,256	1,003	-683,224	-668,377	-1,266,720
QGTS	-88,549	-36,089	-2,222,671	-2,966,485	0	-6,910	47,728	-522	88,549	42,999	2,174,943	2,967,007

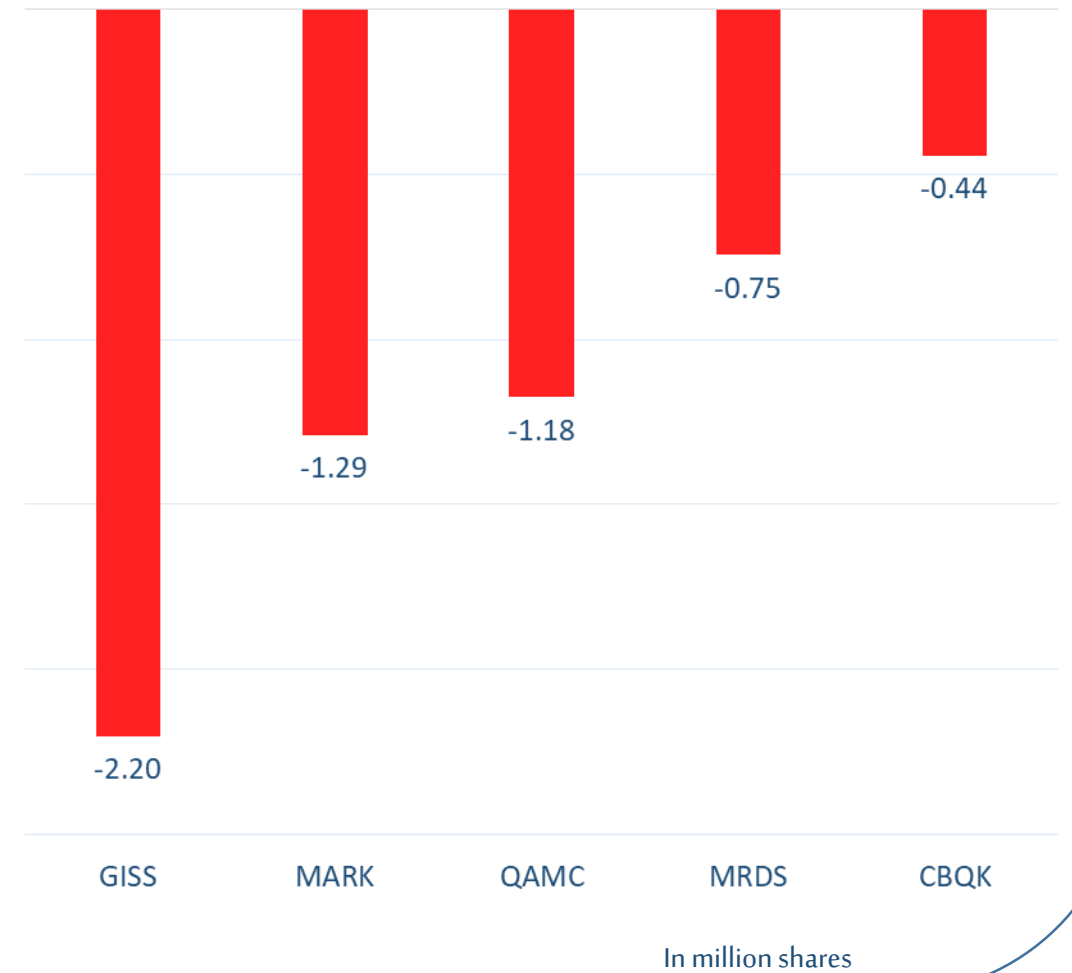
Trading by nationality for the last Session

Nationality	Buy %	Sell %	Net
Qataris	69.76%	64.34%	5.41%
GCC	9.01%	1.75%	7.26%
Arab	13.33%	17.69%	-4.36%
Foreigners	7.91%	16.22%	-8.32%

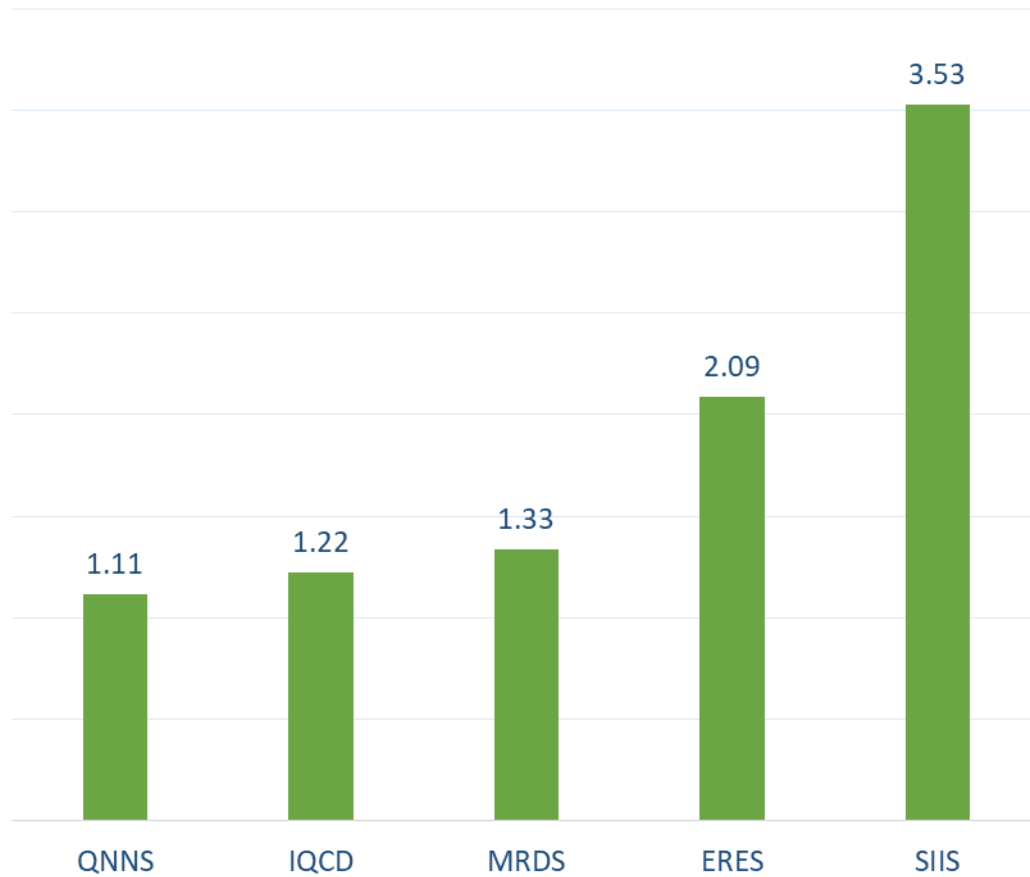
Top 5 Companies bought (net) by **Foreigners** in the last session



Top 5 Companies sold (net) by **Foreigners** in the last session



Top 5 Companies bought (net) by **Foreigners** over the last week



In million shares

Top 5 Companies sold (net) by **Foreigners** over the last week



In million shares



The figures represent a change in the number of shares.

Daily Change: The net change between 26th and 25th of December trading sessions

Change for the last 5 sessions: The total daily net change for the last 5 sessions.


Change for the last 10 sessions: The total daily net change for the last 10 sessions.

Change for the last 20 sessions: The total daily net change for the last 20 sessions.

DISCLAIMER:

The information contained was obtained from various public sources believed to be reliable, but we do not guarantee its accuracy. Wasata Financial Securities makes no representations or warranties (express or implied) regarding the data and information provided and Wasata Financial Securities does not represent that the information content of this document is complete, or free from any error, not misleading, or fit for any particular purpose. This report document provides general information only. Neither the information nor any opinion expressed constitutes an offer or an invitation to make an offer, to buy or sell any securities or other investment products related to such securities or investments.

This report document contained is subject to change without prior notice. Wasata assumes no responsibility to update the information in this report document.



Prepared by Financial Advisory Department


وساطة
WASATA
للأوراق المالية
FINANCIAL SECURITIES

+974 44498880

ramzi.qasmieh@Wasata.qa