



Daily Report for Ownership Changes

19th of December 2022 Session

									19-Dec			
Company	Qatari				GCC				Foreigners			
	Daily Chg.	Last 5 Sessions Chg.	Last 10 Sessions Chg.	Last 20 Sessions Chg.	Daily Chg.	Last 5 Sessions Chg.	Last 10 Sessions Chg.	Last 20 Sessions Chg.	Daily Chg.	Last 5 Sessions Chg.	Last 10 Sessions Chg.	Last 20 Sessions Chg.
QNBK	18,402	-12,607,011	-7,743,649	-8,834,522	0	50,529	135,982	190,018	-18,402	12,556,482	7,607,667	8,644,504
QIBK	-17,572	2,680,003	2,762,573	3,182,249	-19	2,970	2,720	2,533	17,591	-2,682,973	-2,765,293	-3,184,782
CBQK	579,904	4,374,172	6,902,739	7,406,649	0	0	0	-500	-579,904	-4,374,172	-6,902,739	-7,406,149
DHBK	1,864,703	2,374,487	2,230,943	-1,331,771	0	-35,115	-767,496	-397,697	-1,864,703	-2,339,372	-1,463,447	1,729,468
ABQK	0	0	20,127	22,727	0	0	0	0	0	0	-20,127	-22,727
QIJK	-118,193	-1,505,227	-1,476,761	-3,422,269	0	180	9,180	19,180	118,193	1,505,047	1,467,581	3,403,089
MARK	526,563	5,309,529	3,687,371	-2,058,112	-34,723	45,788	-13,679	-207,647	-491,840	-5,355,317	-3,673,692	2,265,759
QFBQ	85,781	-40,513	-830,659	-143,065	0	106,689	92,844	171,991	-85,781	-66,176	737,815	-28,926
NLCS	-710,514	-6,537,911	-9,155,635	-10,355,400	100,000	229,081	442,359	518,378	610,514	6,308,830	8,713,276	9,837,022
DBIS	45,870	-203,567	-96,587	-1,877,162	-67,950	42,786	48,669	906,868	22,080	160,781	47,918	970,294
QOIS	111,843	338,767	951,737	1,072,854	-7,000	-23,469	54,276	-242,276	-104,843	-315,298	-1,006,013	-830,578
IHGS	-16,439	3,235	22,199	-202,755	0	-12,000	-12,000	-12,000	16,439	8,765	-10,199	214,755
ZHCD	-565	3,438	92,254	175,394	0	-1,000	-81,721	-158,453	565	-2,438	-10,533	-16,941
QGMD	-5,939	-330,045	199,073	-72,220	0	0	-6,000	-68,844	5,939	330,045	-193,073	141,064
SIIS	-951,100	-1,414,679	2,890,507	-1,313,246	112,067	39,607	45,737	-10,543	839,033	1,375,072	-2,936,244	1,323,789
BLDN	-224,654	-259,527	-427,530	763,647	0	0	36,000	-427,000	224,654	259,527	391,530	-336,647
MCGS	21,404	45,136	102,548	242,950	0	0	-173	-1,673	-21,404	-45,136	-102,375	-241,277
QCFS	0	0	0	0	0	0	0	0	0	0	0	0
QFLS	16,871	-787,692	-1,272,266	-1,060,546	-2,500	0	37	30,468	-14,371	787,692	1,272,229	1,030,078
WDAM	-10,319	256,205	226,245	4,158	0	0	-1,000	-1,000	10,319	-256,205	-225,245	-3,158
MCCS	-46,723	-280,971	-253,803	-1,032,320	0	-7,241	-7,241	-32,246	46,723	288,212	261,044	1,064,566
MERS	8,950	27,359	46,215	-20,945	0	-10	-144	-164	-8,950	-27,349	-46,071	21,109
QIMD	58,381	62,573	104,551	46,484	-58,378	-38,378	-6,378	165,622	-3	-24,195	-98,173	-212,106
QNCD	62,627	85,147	323,414	634,048	0	0	0	-18,200	-62,627	-85,147	-323,414	-615,848

Company									19-Dec			
	Qatari				GCC				Foreigners			
	Daily Chg.	Last 5 Sessions Chg.	Last 10 Sessions Chg.	Last 20 Sessions Chg.	Daily Chg.	Last 5 Sessions Chg.	Last 10 Sessions Chg.	Last 20 Sessions Chg.	Daily Chg.	Last 5 Sessions Chg.	Last 10 Sessions Chg.	Last 20 Sessions Chg.
IQCD	530,798	1,319,587	1,731,602	-2,373,733	-4,567	169,001	227,961	212,341	-526,231	-1,488,588	-1,959,563	2,161,392
QIGD	107,531	-162,811	225,263	-76,390	0	40,000	111,545	77,056	-107,531	122,811	-336,808	-666
QEWS	-69,344	-564,666	-416,019	777,124	0	0	0	0	69,344	564,666	416,019	-777,124
AHCS	-57,689	-13,992	-174,808	-418,977	0	0	0	-646	57,689	13,992	174,808	419,623
GISS	-335,658	4,318,957	9,438,847	-715,461	0	-16,150	132,664	122,664	335,658	-4,302,807	-9,571,511	592,797
MPHC	-281,509	-296,019	352,136	-12,010,315	0	-500	-24,560	-430,695	281,509	296,519	-327,576	12,441,010
IGRD	-1,706,709	-1,614,234	364,690	-1,403,900	-22,448	-263,916	-447,325	-310,799	1,729,157	1,878,150	82,635	1,714,699
QAMC	-442,565	1,611,553	2,965,590	4,730,638	-101,727	-194,486	-181,759	-209,080	544,292	-1,365,436	-2,783,831	-4,521,558
QATI	-11,813	-5,335,214	-5,832,316	-8,625,072	0	0	-90,000	-90,000	11,813	5,335,214	5,922,316	8,715,072
DOHI	0	1,000	79,092	99,774	0	0	0	139,877	0	-1,000	-79,092	-239,651
QGRI	0	-28,369	34,505,891	34,868,630	0	0	0	-748,040	0	28,369	-34,505,891	-34,120,590
AKHI	-5,523	-69,953	-9,148	61,584	0	0	0	0	5,523	69,953	9,148	-61,584
QISI	1,699	16,802	13,621	-34,568	0	0	0	0	-1,699	-16,802	-13,621	34,568
QLMI	-1,000	-24,186	-21,595	-31,247	0	0	0	-2,250	1,000	24,186	21,595	33,497
UDCD	-36,220	47,998	388,468	-2,469,744	0	0	0	30,000	36,220	-47,998	-388,468	2,439,744
BRES	773,387	-251,736	1,004,323	-5,328,800	0	0	-200	-200	-773,387	251,736	-1,004,123	5,329,000
ERES	482,919	1,413,926	2,260,874	6,923,583	0	-8,000	189,341	-84,461	-482,919	-1,405,926	-2,450,215	-6,839,122
MRDS	-291,471	-445,946	1,225,188	-4,233,193	0	-354,436	-299,433	-163,776	291,471	800,382	-925,755	4,396,969
ORDS	-97,629	185,503	1,154,401	247,041	925	-4,263	-3,329	37,109	96,704	-181,240	-1,151,072	-284,150
VFQS	-264,618	-1,250,062	895,899	684,230	0	100,915	96,562	33,497	251,624	1,154,028	-972,573	-697,839
QNNS	-216,068	-2,013,572	-3,020,858	-4,905,480	0	-35,000	-35,000	-35,000	216,068	2,048,572	3,055,858	4,940,480
GWCS	3,014	-14,847	317,466	629,362	0	0	0	33,353	-3,014	14,847	-317,466	-662,715
QGTS	-873,372	-2,186,582	-3,401,553	-2,424,237	-10,751	54,638	-6,831	39,738	884,123	2,131,944	3,408,384	2,384,499

Trading by nationality for the last Session

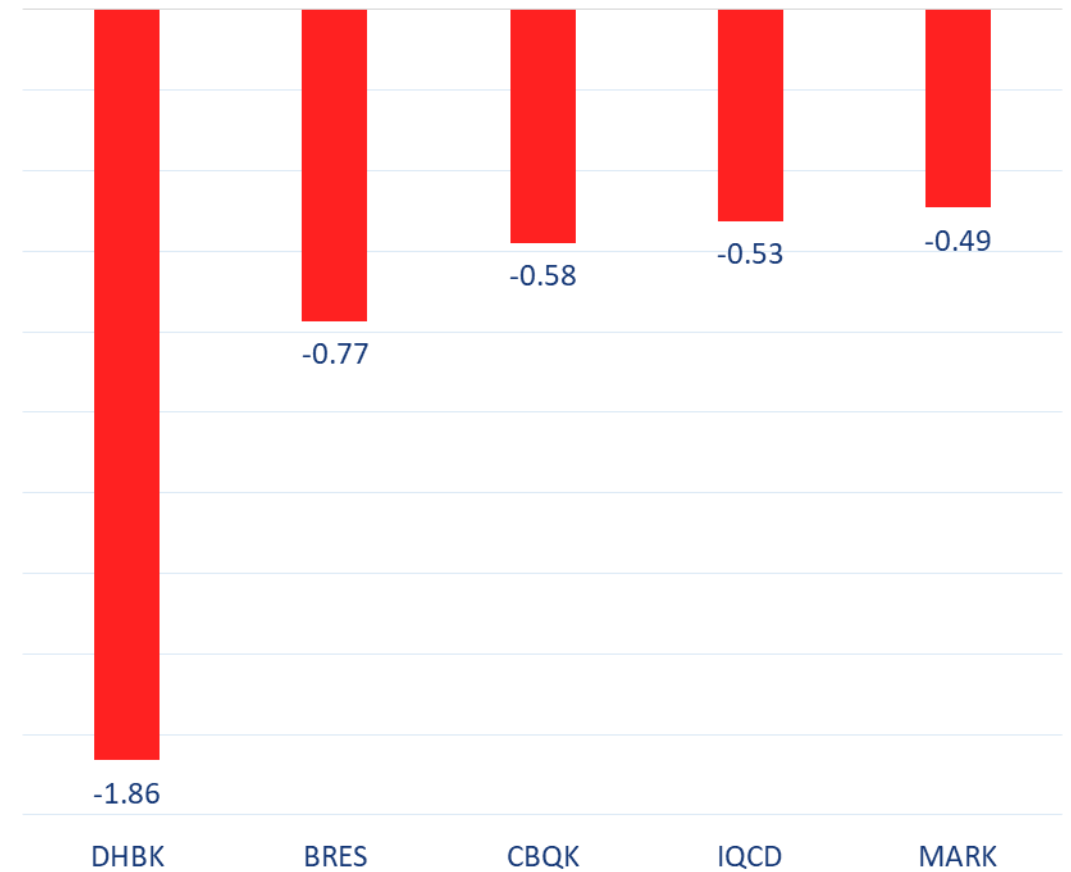
Nationality	Buy %	Sell %	Net
Qataris	50.63%	49.79%	0.84%
GCC	4.75%	6.16%	-1.41%
Arab	7.28%	7.57%	-0.29%
Foreigners	37.34%	36.49%	0.85%

Top 5 Companies bought (net) by **Foreigners** in the last session



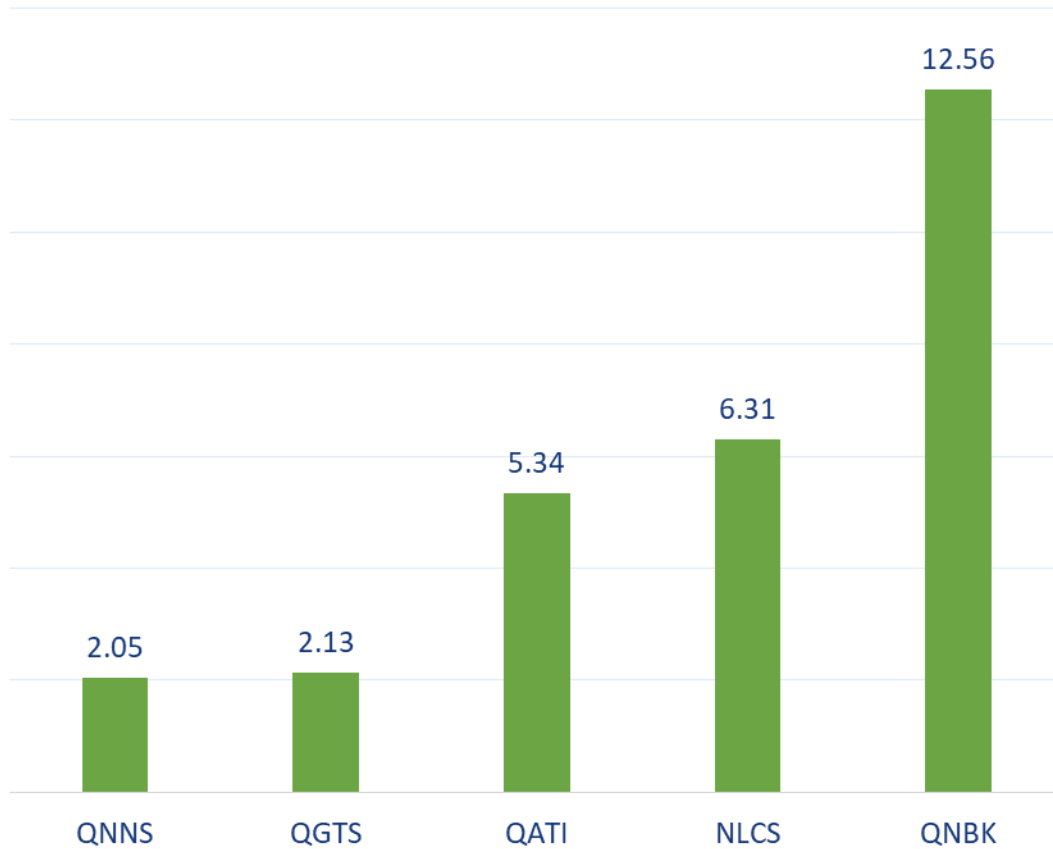
In million shares

Top 5 Companies sold (net) by **Foreigners** in the last session



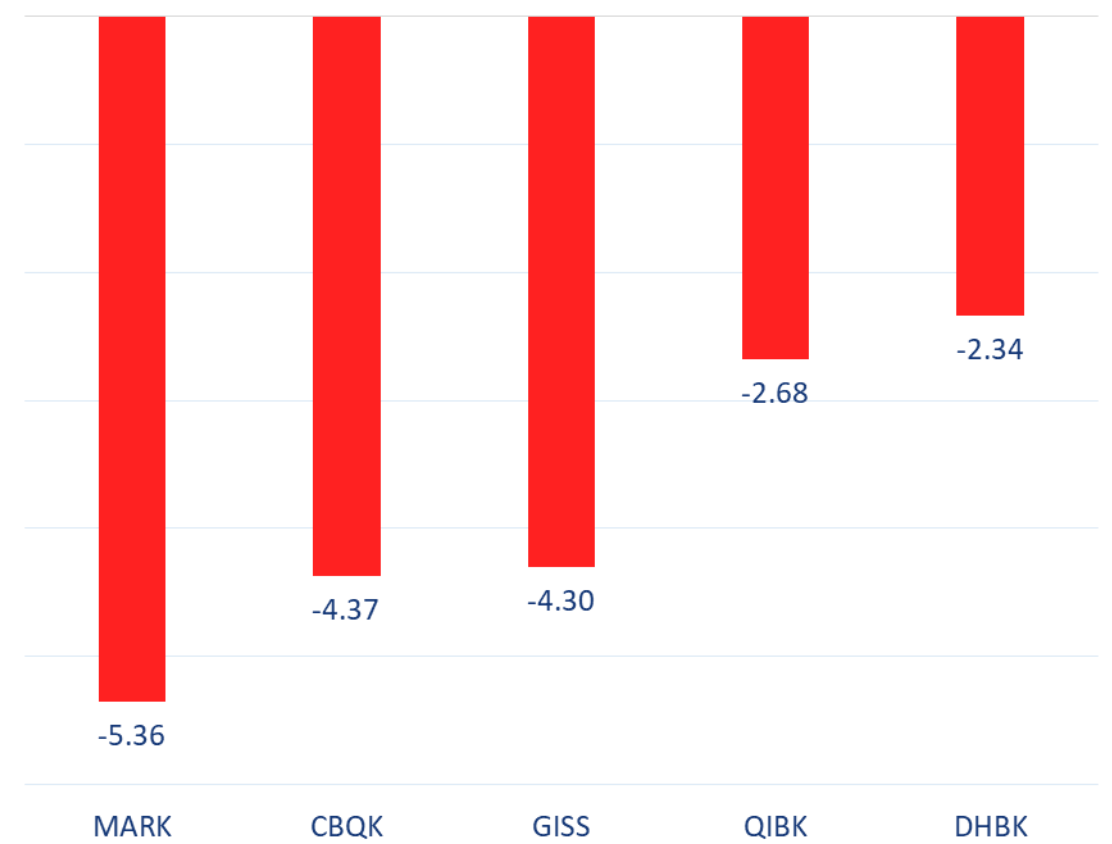
In million shares

Top 5 Companies bought (net) by **Foreigners** over the last week



In million shares

Top 5 Companies sold (net) by **Foreigners** over the last week



In million shares



The figures represent a change in the number of shares.

Daily Change: The net change between 19th and 15th of December trading sessions

Change for the last 5 sessions: The total daily net change for the last 5 sessions.


Change for the last 10 sessions: The total daily net change for the last 10 sessions.

Change for the last 20 sessions: The total daily net change for the last 20 sessions.

DISCLAIMER:

The information contained was obtained from various public sources believed to be reliable, but we do not guarantee its accuracy. Wasata Financial Securities makes no representations or warranties (express or implied) regarding the data and information provided and Wasata Financial Securities does not represent that the information content of this document is complete, or free from any error, not misleading, or fit for any particular purpose. This report document provides general information only. Neither the information nor any opinion expressed constitutes an offer or an invitation to make an offer, to buy or sell any securities or other investment products related to such securities or investments.

This report document contained is subject to change without prior notice. Wasata assumes no responsibility to update the information in this report document.



Prepared by Financial Advisory Department


وساطة
WASATA
للأوراق المالية
FINANCIAL SECURITIES

+974 44498880

ramzi.qasmieh@Wasata.qa