



## Daily Report for Ownership Changes

14<sup>th</sup> of December 2022 Session

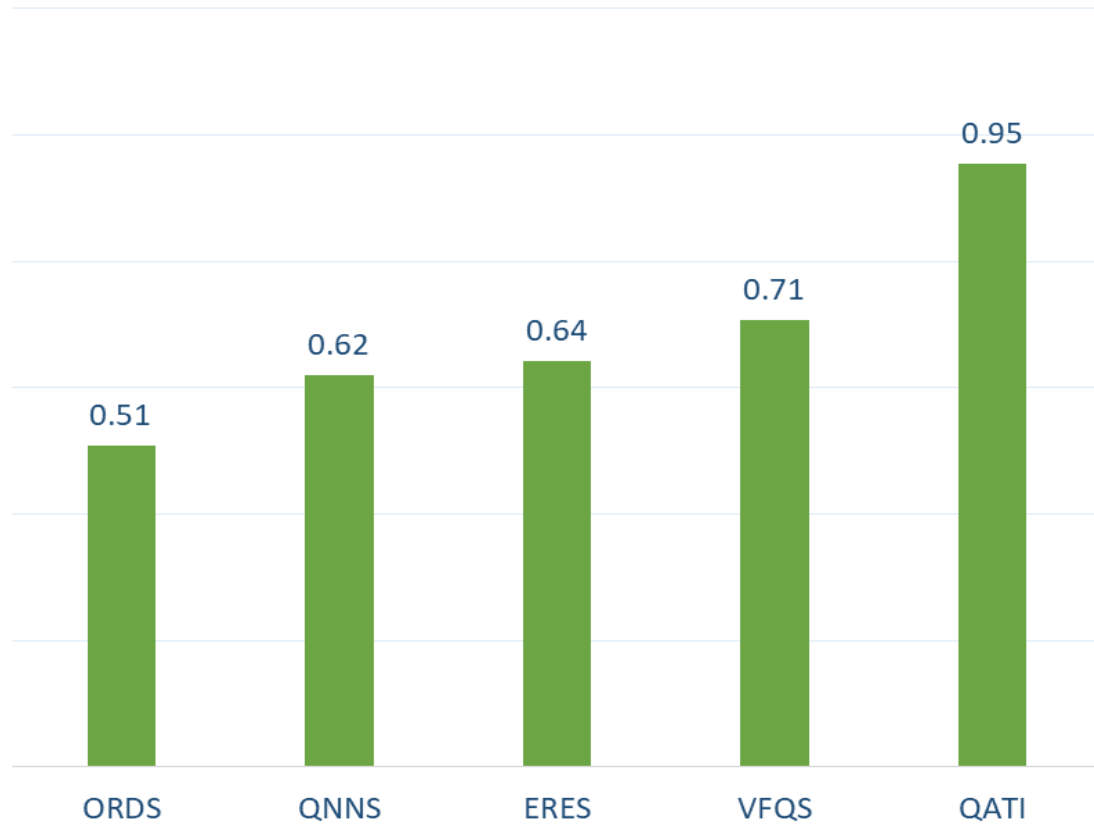
									14-Dec			
Company	Qatari				GCC				Foreigners			
	Daily Chg.	Last 5 Sessions Chg.	Last 10 Sessions Chg.	Last 20 Sessions Chg.	Daily Chg.	Last 5 Sessions Chg.	Last 10 Sessions Chg.	Last 20 Sessions Chg.	Daily Chg.	Last 5 Sessions Chg.	Last 10 Sessions Chg.	Last 20 Sessions Chg.
QNBK	201,767	-12,592,830	-7,151,380	-8,480,792	10,902	-3,121	135,982	190,018	-212,669	12,595,951	7,015,398	8,290,774
QIBK	826,254	2,134,346	1,988,085	2,355,987	3,000	2,750	2,750	2,563	-829,254	-2,137,096	-1,990,835	-2,358,550
CBQK	339,661	4,087,395	5,798,076	5,586,290	0	0	0	-500	-339,661	-4,087,395	-5,798,076	-5,585,790
DHBK	-313,737	589,057	735,596	-4,368,959	0	-1,431,254	-803,496	-433,697	313,737	842,197	67,900	4,802,656
ABQK	0	0	22,727	53,383	0	0	0	0	0	0	-22,727	-53,383
QIHK	-346,274	-1,629,499	-1,575,621	-3,225,724	0	180	9,180	19,180	346,274	1,629,319	1,566,441	3,206,544
MARK	1,293,756	2,592,876	-1,523,400	-5,418,768	99,616	65,315	-21,207	-213,073	-1,393,372	-2,658,191	1,544,607	5,631,841
QFBQ	-67,666	-1,036,179	-134,164	-395,076	0	93,784	222,146	180,991	67,666	942,395	-87,982	214,085
NLCS	-495,183	-6,080,864	-6,884,165	-11,672,755	4,506	159,431	180,101	355,378	490,677	5,921,433	6,704,064	11,317,377
DBIS	-172,403	-573,198	-774,128	-2,118,117	-72,214	109,736	476,358	989,130	244,617	463,462	297,770	1,128,987
QOIS	-90,048	14,980	658,122	1,081,899	-6,000	-11,300	-213,121	-224,807	96,048	-3,680	-445,001	-857,092
IHGS	-5,976	185,862	93,075	-54,619	0	-12,000	-12,000	-12,000	5,976	-173,862	-81,075	66,619
ZHCD	1,303	82,754	103,204	180,102	-1,000	-81,151	-93,847	-171,453	-303	-1,603	-9,357	-8,649
QGMD	242,333	37,320	1,195,462	-823,234	0	0	-81,447	43,283	-242,333	-37,320	-1,114,015	779,951
SIIS	405,172	813,825	2,520,122	-2,578,722	0	-21,759	146,973	-72,610	-405,172	-792,066	-2,667,095	2,651,332
BLDN	30,821	-119,755	-273,702	2,785,676	0	0	-7,000	-437,000	-30,821	119,755	280,702	-2,348,676
MCGS	-14,598	25,725	148,855	186,331	0	-173	-173	-1,673	14,598	-25,552	-148,682	-184,658
QCFS	0	0	0	0	0	0	0	0	0	0	0	0
QFLS	-148,447	-1,110,278	-988,971	-1,549,337	2,500	2,200	2,737	17,968	145,947	1,108,078	986,234	1,531,369
WDAM	159,071	266,383	94,863	65,872	0	-1,000	-1,000	-1,000	-159,071	-265,383	-93,863	-64,872
MCCS	-3,116	-248,872	-241,693	-1,140,188	-6,741	-7,241	-9,226	-16,294	9,857	256,113	250,919	1,156,482
MERS	2,360	7,023	17,592	-80,076	0	-134	-154	-1,535	-2,360	-6,889	-17,438	81,611
QIMD	-3,745	-23,435	-122,580	-80,024	0	42,000	189,000	274,400	3,745	-18,565	-66,420	-194,376
QNCD	1,000	86,560	165,305	574,182	0	0	0	-18,200	-1,000	-86,560	-165,305	-555,982

									14-Dec			
Company	Qatari				GCC				Foreigners			
	Daily Chg.	Last 5 Sessions Chg.	Last 10 Sessions Chg.	Last 20 Sessions Chg.	Daily Chg.	Last 5 Sessions Chg.	Last 10 Sessions Chg.	Last 20 Sessions Chg.	Daily Chg.	Last 5 Sessions Chg.	Last 10 Sessions Chg.	Last 20 Sessions Chg.
IQCD	101,920	126,605	-774,228	-3,282,987	3,480	24,627	-57,768	74,828	-105,400	-151,232	831,996	3,208,159
QIGD	79,041	-227,770	590,593	-132,805	0	0	71,545	32,684	-79,041	227,770	-662,138	100,121
QEWS	-58,275	-395,423	2,097	1,878,665	0	0	0	0	58,275	395,423	-2,097	-1,878,665
AHCS	-8,166	21,653	-222,002	-387,030	0	0	-646	-646	8,166	-21,653	222,648	387,676
GISS	901,282	5,706,855	6,908,208	-1,573,800	0	117,664	142,664	107,664	-901,282	-5,824,519	-7,050,872	1,466,136
MPHC	338,471	446,881	1,747,140	-11,436,489	-500	-500	-28,545	-430,695	-337,971	-446,381	-1,718,595	11,867,184
IGRD	28,067	434,173	1,439,741	-438,624	-212,998	-214,112	-431,126	-304,066	184,931	-220,061	-1,008,615	742,690
QAMC	776,063	3,857,330	3,278,605	9,375,305	-161,090	-194,486	-76,061	-74,283	-614,973	-3,694,231	-3,202,544	-9,301,022
QATI	-953,630	-4,008,894	-3,880,475	-6,838,315	0	-90,000	-90,000	-90,000	953,630	4,098,894	3,970,475	6,928,315
DOHI	0	0	78,092	157,004	0	0	0	139,877	0	0	-78,092	-296,881
QGRI	0	34,505,891	34,801,694	34,868,630	0	0	-445,144	-748,040	0	-34,505,891	-34,356,550	-34,120,590
AKHI	21,963	-270,884	163,946	-26,892	0	0	0	0	-21,963	270,884	-163,946	26,892
QISI	1,723	3,238	1,957	-48,132	0	0	0	0	-1,723	-3,238	-1,957	48,132
QLMI	-2,298	-23,237	-25,895	-30,698	0	0	0	-2,250	2,298	23,237	25,895	32,948
UDCD	23,753	-43,903	32,007	-2,499,793	0	0	30,000	30,000	-23,753	43,903	-62,007	2,469,793
BRES	-131,267	-32,196	-146,081	-7,384,525	0	-200	-200	-200	131,267	32,396	146,281	7,384,725
ERES	-641,681	1,824,700	4,086,216	7,463,470	0	262,236	175,172	188,602	641,681	-2,086,936	-4,261,388	-7,652,072
MRDS	434,894	46,964	-1,477,043	-4,231,374	0	-472,693	-199,666	-138,097	-434,894	425,729	1,676,709	4,369,471
ORDS	-493,173	919,663	1,308,856	234,067	-5,188	-14,152	-15,220	36,184	508,097	-903,804	-1,297,532	-260,515
VFQS	-801,995	205,291	2,351,968	1,215,380	104,251	89,378	99,338	36,333	707,770	-269,560	-2,427,936	-1,218,743
QNNS	-584,614	-1,370,564	-2,274,133	-3,842,346	-35,000	-35,000	-35,000	-35,000	619,614	1,405,564	2,309,133	3,877,346
GWCS	2,570	46,496	499,413	640,662	0	0	0	33,353	-2,570	-46,496	-499,413	-674,015
QGTS	-170,847	-1,051,552	-1,631,483	-923,205	66,489	64,989	12,225	50,489	104,358	986,563	1,619,258	872,716

## Trading by nationality for the last Session

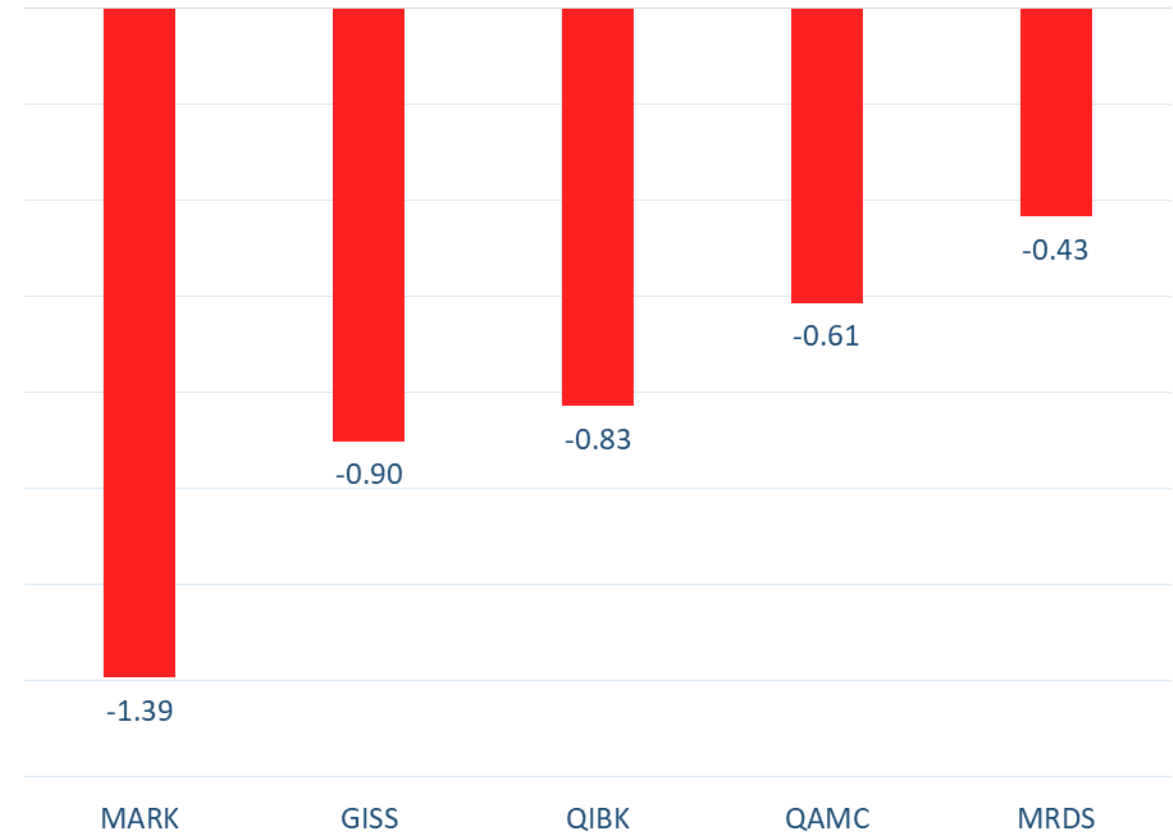
Nationality	Buy %	Sell %	Net
Qataris	52.60%	50.56%	2.04%
GCC	5.75%	6.95%	-1.20%
Arab	10.04%	8.78%	1.26%
Foreigners	31.62%	33.71%	-2.10%

Top 5 Companies bought (net) by **Foreigners** in the last session



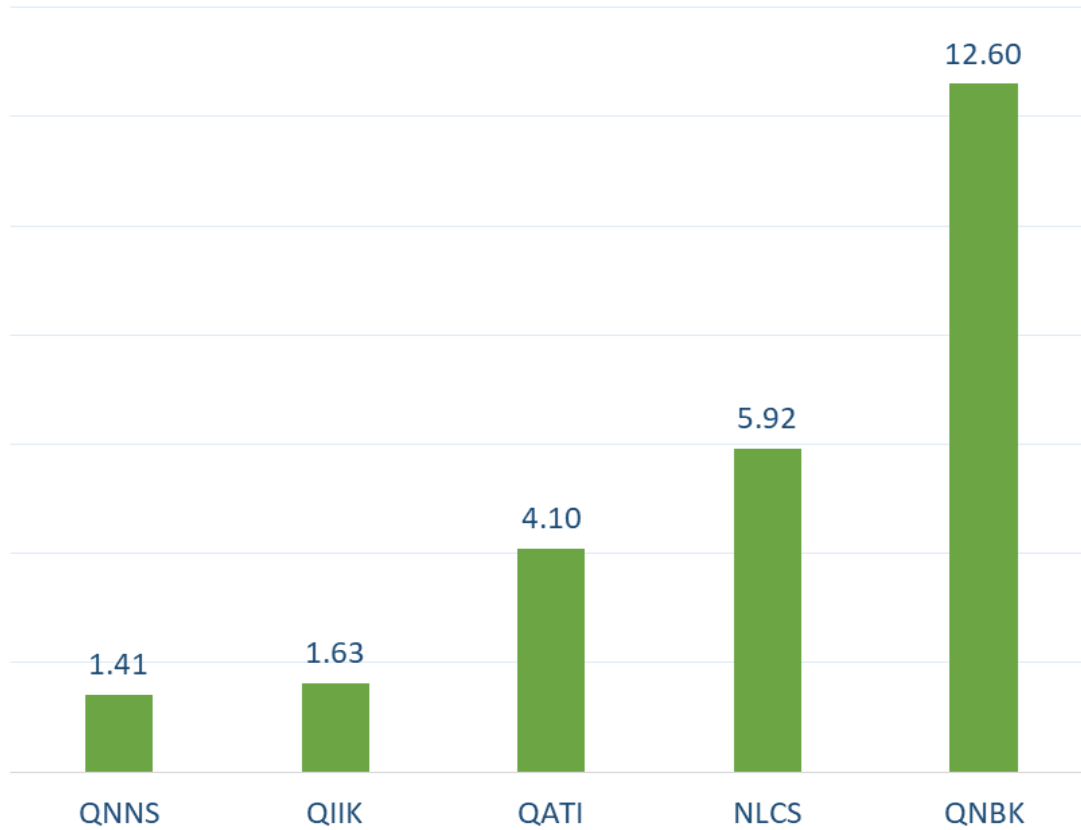
In million shares

Top 5 Companies sold (net) by **Foreigners** in the last session



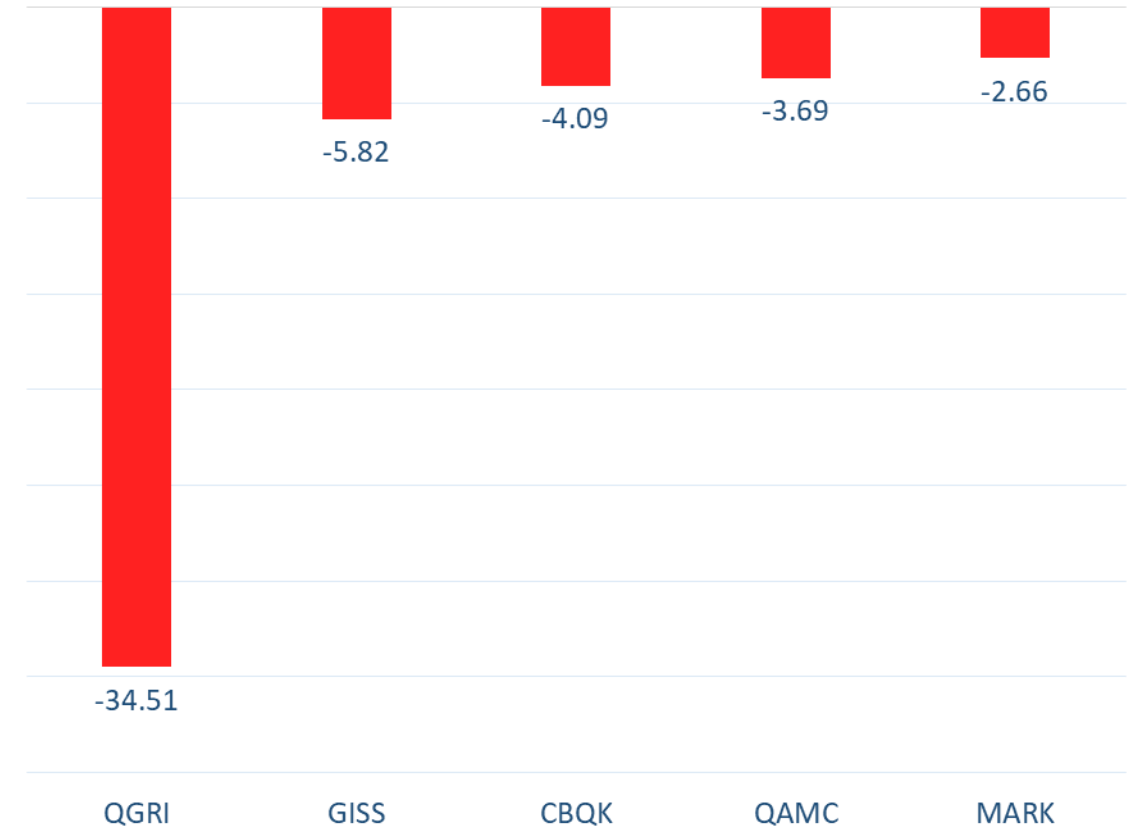
In million shares

Top 5 Companies bought (net) by **Foreigners** over the last week



In million shares

Top 5 Companies sold (net) by **Foreigners** over the last week



In million shares



The figures represent a change in the number of shares.

Daily Change: The net change between 14<sup>th</sup> and 13<sup>th</sup> of December trading sessions

Change for the last 5 sessions: The total daily net change for the last 5 sessions.


Change for the last 10 sessions: The total daily net change for the last 10 sessions.

Change for the last 20 sessions: The total daily net change for the last 20 sessions.

## **DISCLAIMER:**

The information contained was obtained from various public sources believed to be reliable, but we do not guarantee its accuracy. Wasata Financial Securities makes no representations or warranties (express or implied) regarding the data and information provided and Wasata Financial Securities does not represent that the information content of this document is complete, or free from any error, not misleading, or fit for any particular purpose. This report document provides general information only. Neither the information nor any opinion expressed constitutes an offer or an invitation to make an offer, to buy or sell any securities or other investment products related to such securities or investments.

This report document contained is subject to change without prior notice. Wasata assumes no responsibility to update the information in this report document.



Prepared by Financial Advisory Department

  
للأوراق المالية  
FINANCIAL SECURITIES

+974 44498880

[ramzi.qasmieh@Wasata.qa](mailto:ramzi.qasmieh@Wasata.qa)