



Daily Report for Ownership Changes

12th of December 2022 Session

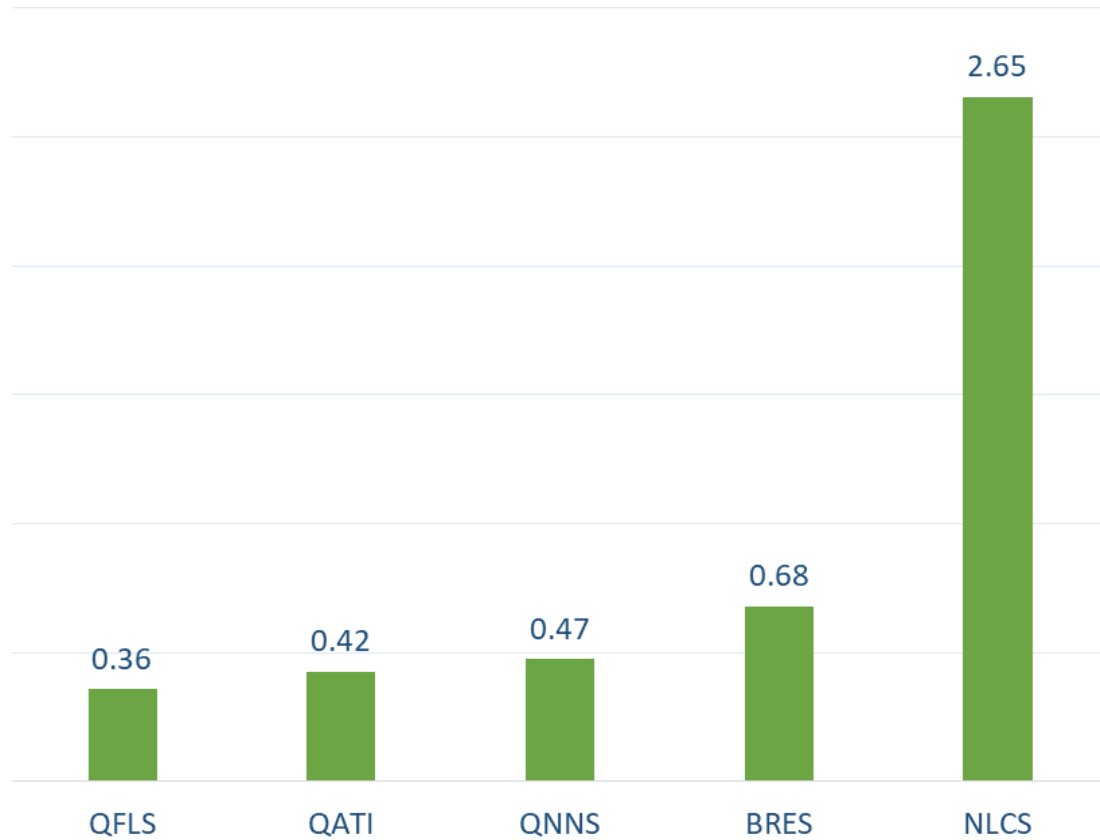
رمز الشركة									12-Dec			
	Qatari				GCC				Foreigners			
	Daily Chg.	Last 5 Sessions Chg.	Last 10 Sessions Chg.	Last 20 Sessions Chg.	Daily Chg.	Last 5 Sessions Chg.	Last 10 Sessions Chg.	Last 20 Sessions Chg.	Daily Chg.	Last 5 Sessions Chg.	Last 10 Sessions Chg.	Last 20 Sessions Chg.
QNBK	306,074	5,195,798	5,579,620	5,177,000	-10,373	75,080	75,080	129,116	-295,701	-5,270,878	-5,654,700	-5,306,116
QIBK	436,040	609,183	-710,767	744,570	0	-250	-250	-437	-436,040	-608,933	711,017	-744,133
CBQK	934,374	2,899,861	3,914,216	3,420,677	0	0	0	-500	-934,374	-2,899,861	-3,914,216	-3,420,177
DHBK	156,910	500,877	-2,273,816	-3,988,744	-71,115	-1,376,511	-217,923	-705,697	-85,795	875,634	2,491,739	4,694,441
ABQK	0	20,000	22,727	53,383	0	0	0	0	0	-20,000	-22,727	-53,383
QIK	-311,799	14,758	-2,214,117	-2,205,997	180	9,180	9,180	19,180	311,619	-23,938	2,204,937	2,186,817
MARK	690,989	-26,501	-6,410,149	-7,300,797	-11,085	-52,550	-203,962	-340,226	-679,904	79,051	6,614,111	7,641,023
QFBQ	-301,666	-1,138,852	-557,703	-136,187	106,689	92,844	183,546	180,991	194,977	1,046,008	374,157	-44,804
NLCS	-2,714,384	-3,994,952	-5,967,909	-8,301,188	61,575	281,037	146,779	326,869	2,652,809	3,713,915	5,821,130	7,974,319
DBIS	-206,520	-333,395	-1,069,149	-2,170,080	146,740	146,740	558,234	988,278	59,780	186,655	510,915	1,181,802
QOIS	124,073	359,187	614,885	1,008,159	0	77,745	-213,121	-139,807	-124,073	-436,932	-401,764	-868,352
IHGS	125,605	-8,981	-111,446	-38,027	-12,000	-12,000	-12,000	-17,200	-113,605	20,981	123,446	55,227
ZHCD	0	85,049	111,528	177,197	0	-80,721	-104,974	-170,453	0	-4,328	-6,554	-6,744
QGMD	-14,715	302,940	1,556,364	639,621	0	0	-91,446	-49,368	14,715	-302,940	-1,464,918	-590,253
SIIS	137,036	5,507,295	3,002,230	-1,155,826	-143,382	-125,763	42,293	-242,305	6,346	-5,381,532	-3,044,523	1,398,131
BLDN	44,567	-158,254	-599,532	3,568,688	0	36,000	-7,000	-437,000	-44,567	122,254	606,532	-3,131,688
MCGS	-6,597	50,815	239,738	-100,828	0	-173	-173	49,827	6,597	-50,642	-239,565	51,001
QCFS	0	0	0	0	0	0	0	0	0	0	0	0
QFLS	-356,840	-920,150	-686,712	-1,508,221	0	37	237	15,468	356,840	920,113	686,475	1,492,753
WDAM	69,110	31,516	-274,411	-162,255	0	-1,000	-1,000	-1,000	-69,110	-30,516	275,411	163,255
MCCS	-255,833	-306,862	-699,028	-1,329,912	-7,041	-7,041	-19,026	-59,801	262,874	313,903	718,054	1,389,713
MERS	3,576	27,386	-9,530	-98,902	0	-134	-154	-2,706	-3,576	-27,252	9,684	101,608
QIMD	-10,448	-28,513	-17,043	-78,359	20,000	42,000	189,000	292,400	-9,552	-13,487	-171,957	-214,041
QNCD	14,623	224,271	300,197	565,916	0	0	0	-18,200	-14,623	-224,271	-300,197	-547,716

Company									12-Dec			
	Qatari				GCC				Foreigners			
	Daily Chg.	Last 5 Sessions Chg.	Last 10 Sessions Chg.	Last 20 Sessions Chg.	Daily Chg.	Last 5 Sessions Chg.	Last 10 Sessions Chg.	Last 20 Sessions Chg.	التغير اليومي	التغير لآخر 5 جلسات	التغير لآخر 10 جلسات	التغير لآخر 20 جلسة
IQCD	-93,843	-378,161	-2,797,944	-2,537,068	-40,013	8,859	-244,028	168,624	133,856	369,302	3,041,972	2,368,444
QIGD	-247,998	89,908	-511,684	-446,957	0	71,545	70,405	52,684	247,998	-161,453	441,279	394,273
QEWS	-200,940	-324,280	559,344	2,210,070	0	0	0	0	200,940	324,280	-559,344	-2,210,070
AHCS	-15,753	-32,224	-316,363	-478,389	0	0	-646	-646	15,753	32,224	317,009	479,035
GISS	1,308,864	6,227,204	1,160,392	-4,139,609	-6,150	142,664	152,664	117,664	-1,302,714	-6,369,868	-1,313,056	4,021,945
MPHC	728,458	724,426	-6,882,131	-13,678,462	0	-24,060	-232,195	-430,195	-728,458	-700,366	7,114,326	14,108,657
IGRD	371,304	1,663,730	-5,049,250	-30,804	-20,000	-216,409	-215,408	-157,719	-351,304	-1,447,321	5,264,658	188,523
QAMC	1,348,066	3,461,482	-1,382,761	7,548,579	-800	-194,486	91,726	46,307	-1,347,266	-3,519,130	1,291,035	-7,594,886
QATI	-424,736	-902,798	-1,369,470	-3,819,223	0	-90,000	-90,000	-90,000	424,736	992,798	1,459,470	3,909,223
DOHI	0	78,092	81,592	152,654	0	0	0	139,877	0	-78,092	-81,592	-292,531
QGRI	-20,000	34,514,260	34,810,063	34,878,471	0	0	-445,144	-748,040	20,000	-34,514,260	-34,364,919	-34,130,431
AKHI	-14,148	31,014	356,982	46,744	0	0	0	0	14,148	-31,014	-356,982	-46,744
QISI	0	-4,799	-11,540	-55,836	0	0	0	0	0	4,799	11,540	55,836
QLMI	-19,639	-17,548	-23,050	-28,350	0	0	0	-2,250	19,639	17,548	23,050	30,600
UDCD	-96,649	124,440	-2,090,048	-2,584,065	0	0	30,000	30,000	96,649	-124,440	2,060,048	2,554,065
BRES	-677,043	963,734	-4,461,463	-7,594,205	0	-200	-200	-200	677,043	-963,534	4,461,663	7,594,405
ERES	1,679,083	2,304,156	4,815,323	9,308,386	-8,000	245,990	-109,538	180,002	-1,671,083	-2,550,146	-4,705,785	-9,488,388
MRDS	274,116	1,238,144	-1,848,558	-4,591,980	-3,800	54,061	117,719	252,597	-270,316	-1,292,205	1,730,839	4,339,383
ORDS	624,739	692,129	871,432	366,280	0	-8,944	-11,051	41,372	-624,739	-683,185	-860,381	-418,918
VFQS	16,781	1,879,193	2,020,152	2,759,036	-500	-7,853	21,474	-77,918	-22,710	-1,862,762	-2,033,048	-2,672,540
QNNS	-473,127	-1,355,275	-3,554,109	-3,133,472	0	0	0	0	473,127	1,355,275	3,554,109	3,133,472
GWCS	5,162	317,194	607,189	687,623	0	0	0	33,353	-5,162	-317,194	-607,189	-720,976
QGTS	-235,385	-963,173	-1,640,433	-458,897	-1,100	-1,500	-55,000	18,942	236,485	964,673	1,695,433	439,955

Trading by nationality for the last Session

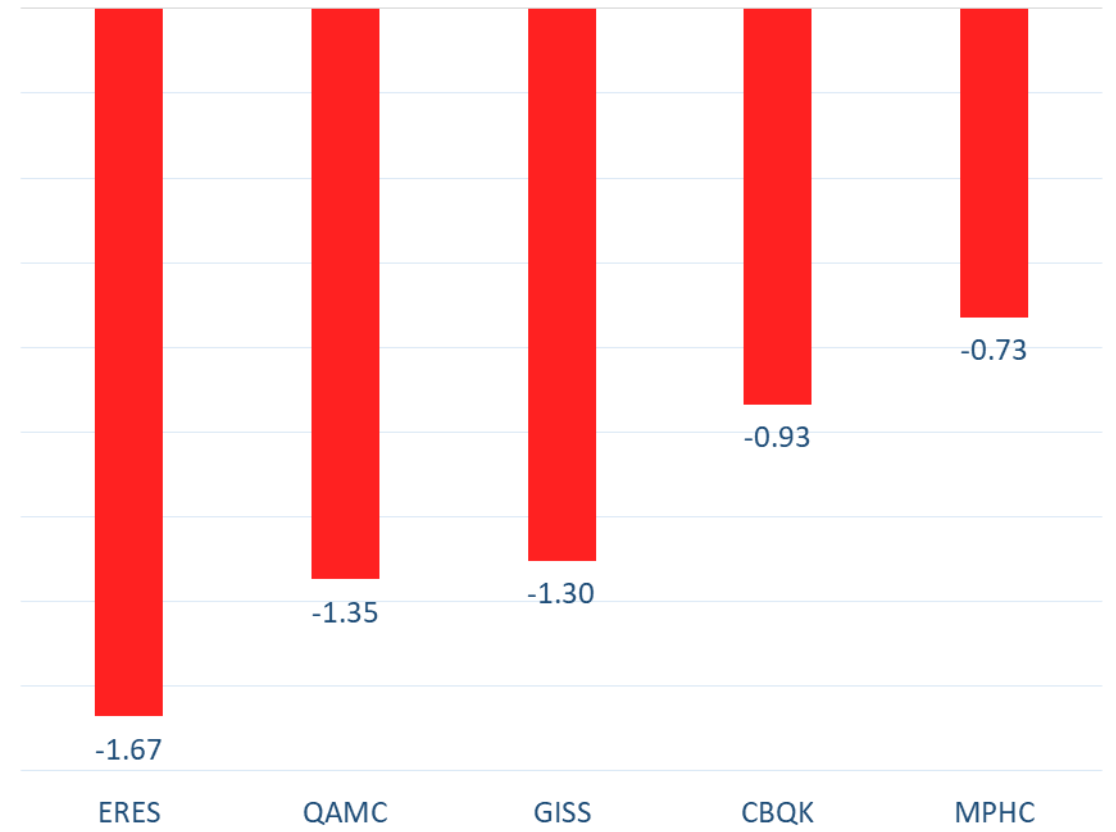
Nationality	Buy %	Sell %	Net
Qataris	53.37%	51.25%	2.12%
GCC	1.27%	6.85%	-5.59%
Arab	9.35%	9.03%	0.32%
Foreigners	36.01%	32.87%	3.14%

Top 5 Companies bought (net) by **Foreigners** in the last session



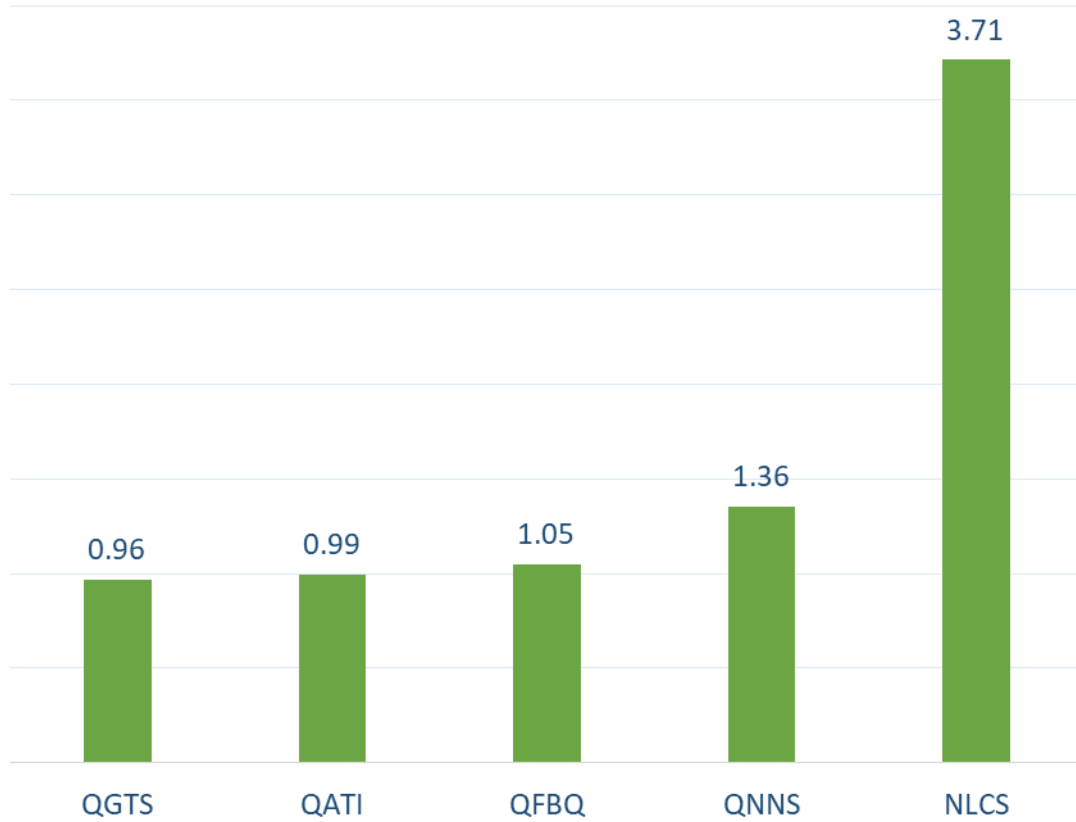
In million shares

Top 5 Companies sold (net) by **Foreigners** in the last session



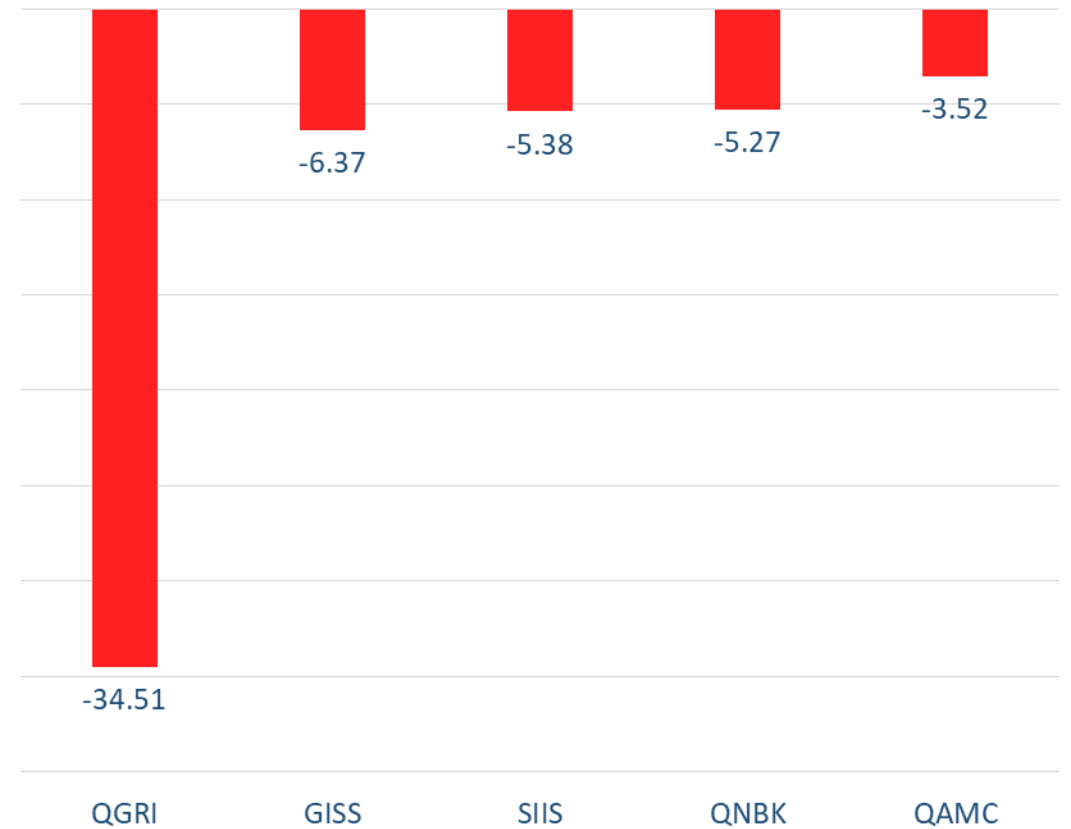
In million shares

Top 5 Companies bought (net) by **Foreigners** over the last week



In million shares

Top 5 Companies sold (net) by **Foreigners** over the last week



In million shares



The figures represent a change in the number of shares.

Daily Change: The net change between 12th and 11th of December trading sessions

Change for the last 5 sessions: The total daily net change for the last 5 sessions.


Change for the last 10 sessions: The total daily net change for the last 10 sessions.

Change for the last 20 sessions: The total daily net change for the last 20 sessions.

DISCLAIMER:

The information contained was obtained from various public sources believed to be reliable, but we do not guarantee its accuracy. Wasata Financial Securities makes no representations or warranties (express or implied) regarding the data and information provided and Wasata Financial Securities does not represent that the information content of this document is complete, or free from any error, not misleading, or fit for any particular purpose. This report document provides general information only. Neither the information nor any opinion expressed constitutes an offer or an invitation to make an offer, to buy or sell any securities or other investment products related to such securities or investments.

This report document contained is subject to change without prior notice. Wasata assumes no responsibility to update the information in this report document.



Prepared by Financial Advisory Department


للأوراق المالية
FINANCIAL SECURITIES

+974 44498880

ramzi.qasmieh@Wasata.qa