



Daily Report for Ownership Changes

11th of December 2022 Session

Company									11-Dec			
	Qatari				GCC				Foreigners			
	Daily Chg.	Last 5 Sessions Chg.	Last 10 Sessions Chg.	Last 20 Sessions Chg.	Daily Chg.	Last 5 Sessions Chg.	Last 10 Sessions Chg.	Last 20 Sessions Chg.	Daily Chg.	Last 5 Sessions Chg.	Last 10 Sessions Chg.	Last 20 Sessions Chg.
QNBK	-150,208	4,863,362	5,331,559	5,167,625	-8,000	85,453	85,453	139,479	158,208	-4,948,815	-5,417,012	-5,307,104
QIBK	26,438	82,570	-658,626	58,521	-250	-250	-207	-437	-26,188	-82,320	658,833	-58,084
CBQK	-189,630	2,528,567	3,550,700	2,116,223	0	0	0	-500	189,630	-2,528,567	-3,550,700	-2,115,723
DHBK	807,154	-143,544	-2,149,806	-4,098,740	-675,076	-732,381	-142,582	-543,298	-132,078	875,925	2,292,388	4,642,038
ABQK	0	20,127	22,727	53,383	0	0	0	0	0	-20,127	-22,727	-53,383
QIHK	-216,807	28,466	-1,270,316	-1,680,468	0	9,000	9,000	19,000	216,807	-37,466	1,261,316	1,661,468
MARK	-377,121	-1,622,158	-6,508,510	-8,341,156	-14,212	-59,467	-175,200	-318,241	391,333	1,681,625	6,683,710	8,659,397
QFBQ	-1,002,701	-790,146	-307,192	229,804	0	-13,845	35,702	74,302	1,002,701	803,991	271,490	-304,106
NLCS	150,427	-2,617,724	-2,864,899	-7,393,693	93,350	213,278	109,242	265,194	-243,777	2,404,446	2,755,657	7,128,499
DBIS	-352,820	106,980	-850,066	-2,123,874	0	5,883	464,932	849,452	352,820	-112,863	385,134	1,274,422
QOIS	-20,650	612,970	388,412	908,131	-5,300	77,745	-213,121	-145,807	25,950	-690,715	-175,291	-762,324
IHGS	24,029	18,964	-90,984	-163,728	0	0	0	-5,200	-24,029	-18,964	90,984	168,928
ZHCD	12,150	88,816	139,731	176,588	-10,851	-80,721	-137,484	-170,453	-1,299	-8,095	-2,247	-6,135
QGMD	-67,523	529,118	1,135,288	543,053	0	-6,000	-121,311	-458	67,523	-523,118	-1,013,977	-542,595
SIIS	-10,010	4,305,186	2,593,794	-1,657,974	701	6,130	213,121	57,438	9,309	-4,311,316	-2,806,915	1,600,536
BLDN	-30,159	-168,003	-813,347	4,471,157	0	36,000	-7,000	-427,000	30,159	132,003	820,347	-4,044,157
MCGS	44,138	57,412	246,247	-111,232	0	-173	-173	49,827	-44,138	-57,239	-246,074	61,405
QCFS	0	0	0	0	0	0	0	0	0	0	0	0
QFLS	-217,522	-484,574	31,438	-970,232	0	37	237	15,468	217,522	484,537	-31,675	954,764
WDAM	4,381	-29,960	-336,536	-304,796	0	-1,000	-1,000	-1,135	-4,381	30,960	337,536	305,931
MCCS	27,350	27,168	-448,664	-1,110,014	0	0	-9,794	-51,243	-27,350	-27,168	458,458	1,161,257
MERS	-5,765	18,856	-8,713	-115,456	0	-134	-154	-2,706	5,765	-18,722	8,867	118,162
QIMD	0	41,978	66,229	-78,589	0	32,000	169,000	272,400	0	-73,978	-235,229	-193,811
QNCD	4,168	238,267	293,682	546,297	0	0	0	-18,200	-4,168	-238,267	-293,682	-528,097

									11-Dec			
Company	Qatari				GCC				Foreigners			
	Daily Chg.	Last 5 Sessions Chg.	Last 10 Sessions Chg.	Last 20 Sessions Chg.	Daily Chg.	Last 5 Sessions Chg.	Last 10 Sessions Chg.	Last 20 Sessions Chg.	Daily Chg.	Last 5 Sessions Chg.	Last 10 Sessions Chg.	Last 20 Sessions Chg.
IQCD	-93,608	412,015	-3,766,333	-2,362,500	-556	58,960	-204,015	208,888	94,164	-470,975	3,970,348	2,153,612
QIGD	-73,737	388,074	-217,796	-239,672	0	71,545	70,405	92,684	73,737	-459,619	147,391	146,988
QEWS	-12,657	148,647	1,043,843	2,518,148	0	0	0	0	12,657	-148,647	-1,043,843	-2,518,148
AHCS	13,700	-160,816	-338,023	-405,097	0	0	-646	-646	-13,700	160,816	338,669	405,743
GISS	617,965	5,119,890	-1,628,933	-6,145,804	951	148,814	158,814	223,814	-618,916	-5,268,704	1,470,119	5,921,990
MPHC	-21,692	648,155	-8,363,702	-15,155,441	0	-24,060	-232,195	-430,195	21,692	-624,095	8,595,897	15,585,636
IGRD	-151,706	1,978,924	-5,143,095	-529,027	2,000	-183,409	-199,534	-98,669	149,706	-1,795,515	5,342,629	627,696
QAMC	770,197	1,354,037	-1,161,647	5,861,281	-6,261	-194,486	94,378	-2,893	-763,936	-1,418,395	1,067,269	-5,949,862
QATI	-592,140	-497,102	-944,634	-3,300,555	0	-90,000	-90,000	-90,000	592,140	587,102	1,034,634	3,390,555
DOHI	0	78,092	86,262	155,738	0	0	0	139,877	0	-78,092	-86,262	-295,615
QGRI	34,550,021	34,534,260	34,830,063	34,898,471	0	0	-445,124	-748,040	-34,550,021	-34,534,260	-34,384,939	-34,150,431
AKHI	12,480	60,805	154,923	7,785	0	0	0	0	-12,480	-60,805	-154,923	-7,785
QISI	0	-3,181	-21,641	-55,836	0	0	0	0	0	3,181	21,641	55,836
QLMI	0	2,591	-2,371	-11,711	0	0	0	-2,250	0	-2,591	2,371	13,961
UDCD	48,156	340,470	-1,216,514	-2,511,137	0	0	30,000	30,000	-48,156	-340,470	1,186,514	2,481,137
BRES	-78,579	1,256,059	-3,813,382	-7,810,176	0	-200	-200	-200	78,579	-1,255,859	3,813,582	7,810,376
ERES	619,655	846,948	3,151,937	7,723,450	261,636	197,341	-121,238	192,118	-881,291	-1,044,289	-3,030,699	-7,915,568
MRDS	-174,941	1,671,134	-2,401,066	-4,708,622	-18,720	55,003	121,519	251,097	193,661	-1,726,137	2,279,547	4,457,525
ORDS	314,813	968,898	385,823	-389,326	822	934	-11,051	41,272	-315,635	-969,832	-374,772	334,288
VFQS	416,788	2,145,961	2,191,762	2,568,054	-10,182	-4,353	-67,418	-87,418	-413,239	-2,126,601	-2,109,337	-2,465,629
QNNS	107,560	-1,007,286	-3,335,326	-2,095,651	0	0	0	0	-107,560	1,007,286	3,335,326	2,095,651
GWCS	11,196	332,313	554,990	762,230	0	0	43,353	33,353	-11,196	-332,313	-598,343	-795,583
QGTS	444,178	-1,214,971	-743,814	-401,497	-400	-61,469	-48,250	15,533	-443,778	1,276,440	792,064	385,964

Trading by nationality for the last Session

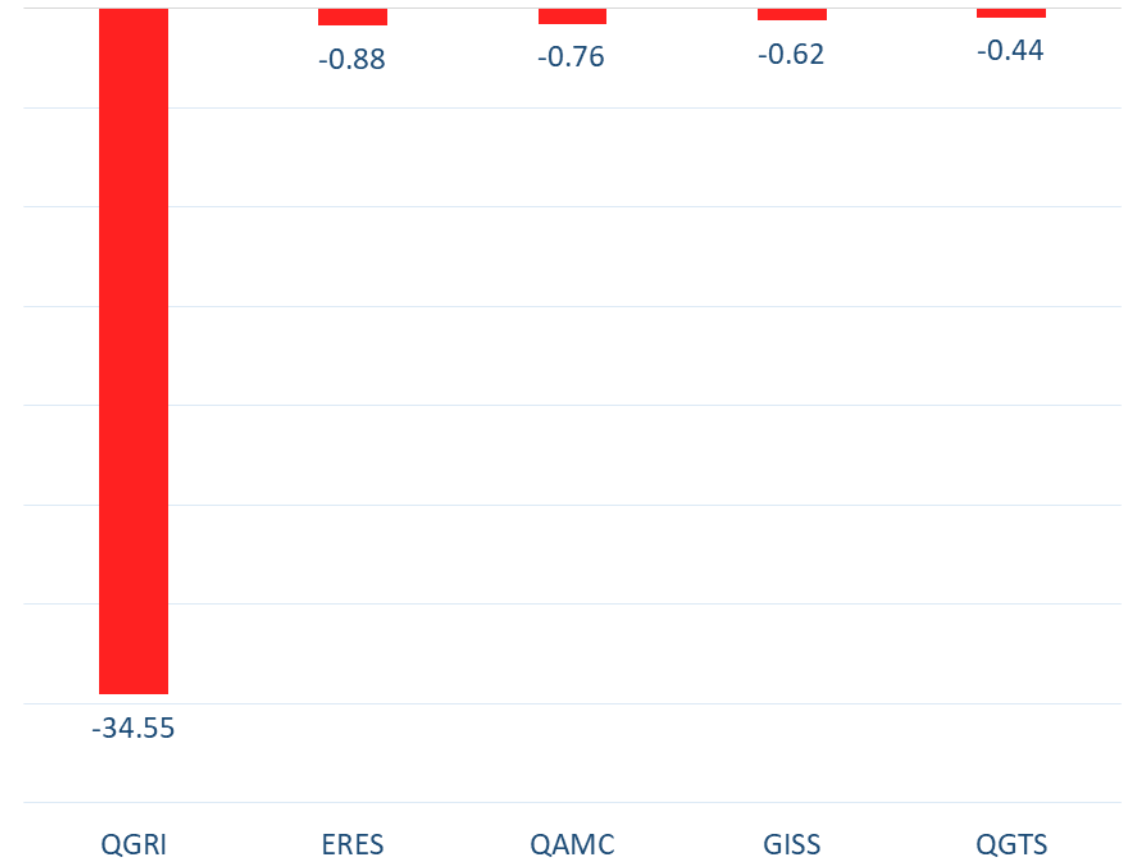
Nationality	Buy %	Sell %	Net
Qataris	73.58%	55.04%	18.54%
GCC	3.51%	3.81%	-0.29%
Arab	8.00%	8.78%	-0.78%
Foreigners	14.90%	32.37%	-17.46%

Top 5 Companies bought (net) by **Foreigners** in the last session



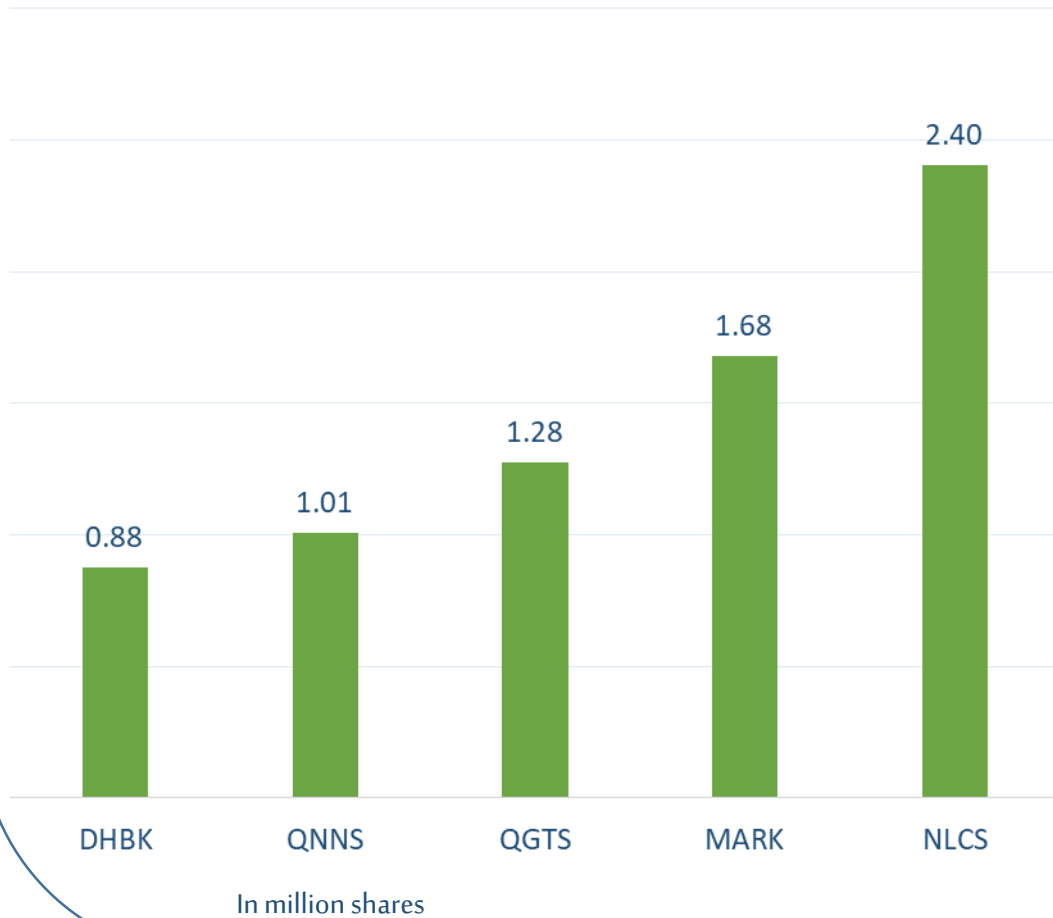
In million shares

Top 5 Companies sold (net) by **Foreigners** in the last session

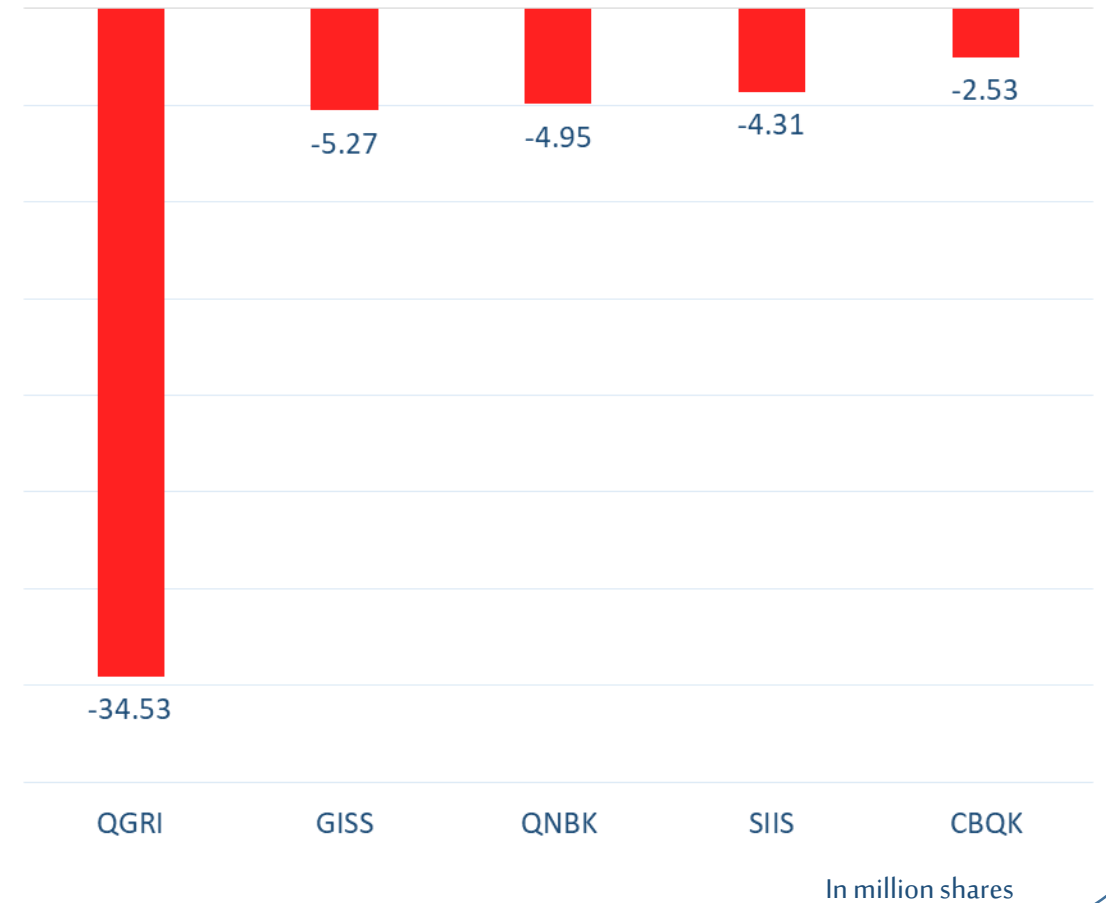


In million shares

Top 5 Companies bought (net) by **Foreigners** over the last week



Top 5 Companies sold (net) by **Foreigners** over the last week





The figures represent a change in the number of shares.

Daily Change: The net change between 11th and 8th of December trading sessions

Change for the last 5 sessions: The total daily net change for the last 5 sessions.

Change for the last 10 sessions: The total daily net change for the last 10 sessions.

Change for the last 20 sessions: The total daily net change for the last 20 sessions.

DISCLAIMER:

The information contained was obtained from various public sources believed to be reliable, but we do not guarantee its accuracy. Wasata Financial Securities makes no representations or warranties (express or implied) regarding the data and information provided and Wasata Financial Securities does not represent that the information content of this document is complete, or free from any error, not misleading, or fit for any particular purpose. This report document provides general information only. Neither the information nor any opinion expressed constitutes an offer or an invitation to make an offer, to buy or sell any securities or other investment products related to such securities or investments.

This report document contained is subject to change without prior notice. Wasata assumes no responsibility to update the information in this report document.



Prepared by Financial Advisory Department


وساطة
WASATA
للأوراق المالية
FINANCIAL SECURITIES

+974 44498880

ramzi.qasmieh@Wasata.qa