



Daily Report for Ownership Changes

29th of November 2022 Session

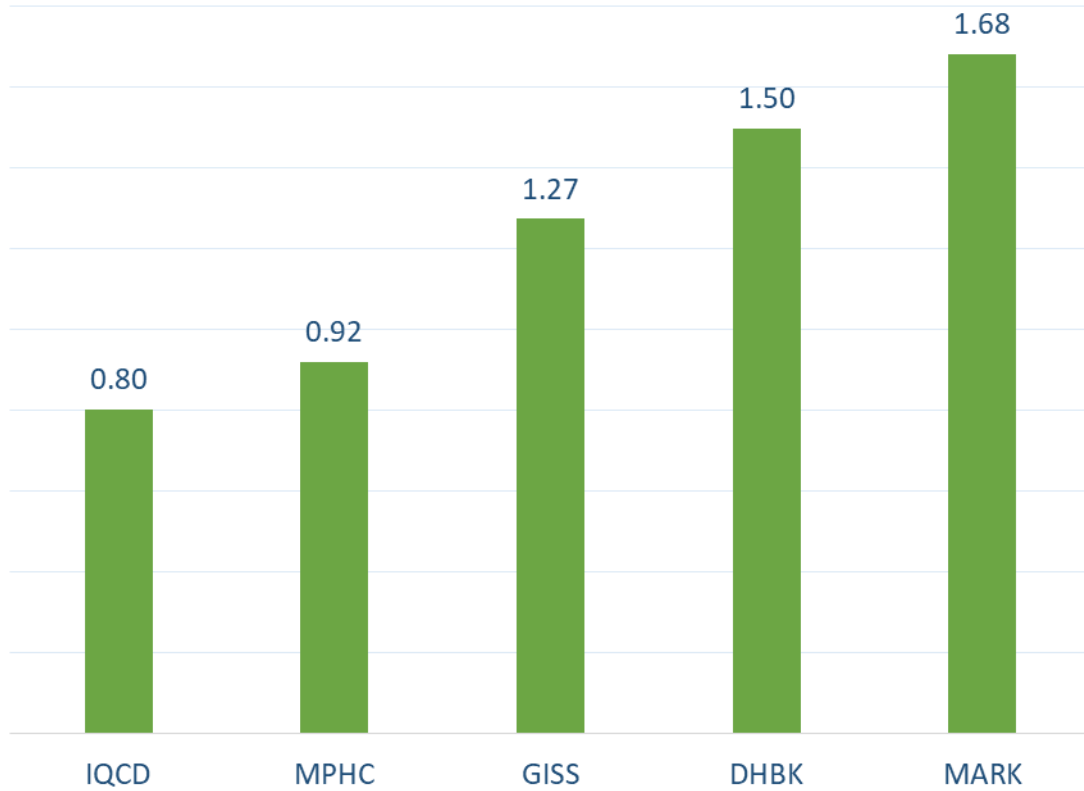
Company									29-Nov			
	Qatari				GCC				Foreigners			
	Daily Chg.	Last 5 Sessions Chg.	Last 10 Sessions Chg.	Last 20 Sessions Chg.	Daily Chg.	Last 5 Sessions Chg.	Last 10 Sessions Chg.	Last 20 Sessions Chg.	Daily Chg.	Last 5 Sessions Chg.	Last 10 Sessions Chg.	Last 20 Sessions Chg.
QNBK	-134,549	343,113	-484,126	-2,151,747	0	290	54,036	52,242	134,549	-343,403	430,090	2,099,505
QIBK	-154,226	883,606	1,347,868	-823,198	0	-187	-187	-831,097	154,226	-883,419	-1,347,681	1,654,295
CBQK	-24,542	-241,908	-311,117	-3,242,427	0	-500	-500	665	24,542	242,408	311,617	3,241,762
DHBK	-1,701,480	-4,190,257	-3,553,183	-6,927,586	204,768	-11,006	-303,006	443,009	1,496,712	4,201,263	3,856,189	6,484,577
ABQK	0	0	30,656	29,656	0	0	0	0	0	0	-30,656	-29,656
QIHK	-100,316	-185,546	-270,344	-2,257,828	0	10,000	10,000	-232,390	100,316	175,546	260,344	2,490,218
MARK	-1,633,926	145,641	-2,568,827	-15,472,040	-45,593	-137,836	-156,252	-184,840	1,679,519	-7,805	2,725,079	15,656,880
QFBQ	-344,546	-390,558	-18,318	196,351	0	-11,555	-2,555	141,253	344,546	402,113	20,873	-337,604
NLCS	-664,617	-598,248	-4,301,572	-2,721,677	0	144,038	204,093	171,987	664,617	454,210	4,097,479	2,549,690
DBIS	-306,925	-838,745	-1,437,583	-2,398,287	42,874	515,462	525,774	577,470	264,051	323,283	911,809	1,820,817
QOIS	-342,453	-412,567	-36,347	568,850	-6,000	99,675	67,314	48,214	348,453	312,892	-30,967	-617,064
IHGS	-157,640	-189,422	19,888	-294,363	0	0	-5,200	-5,200	157,640	189,422	-14,688	299,563
ZHCD	9,627	60,749	76,898	171,640	-12,127	-64,606	-77,606	-207,189	2,500	3,857	708	35,549
QGMD	961,746	426,333	-598,187	-3,660,181	0	-211,820	-29,798	470,530	-961,746	-214,513	627,985	3,189,651
SIIS	21,939	-2,124,928	-3,516,924	-7,019,656	15,822	70,158	-270,380	-132,227	-37,761	2,054,770	3,787,304	7,151,883
BLDN	75,943	-535,868	4,112,772	10,377,626	0	35,556	-430,000	-4,556	-75,943	500,312	-3,682,772	-10,373,070
MCGS	291	-39,678	-304,414	-383,680	0	-1,500	50,000	50,000	-291	41,178	254,414	333,680
QCFS	0	0	0	0	0	0	0	0	0	0	0	0
QFLS	121,285	191,372	-663,724	-3,266,834	0	0	15,231	-2,175,311	-121,285	-191,372	648,493	5,442,145
WDAM	-17,107	-6,461	116,354	236,358	0	0	0	4,865	17,107	6,461	-116,354	-241,223
MCCS	5,281	-291,203	-488,995	-422,620	0	-10,868	4,290	-36,132	-5,281	302,071	484,705	458,752
MERS	-21,772	-106,670	-100,058	-264,374	0	0	-2,552	-4,542	21,772	106,670	102,610	268,916
QIMD	-12,011	20,327	-74,005	-59,334	0	0	85,400	101,449	12,011	-20,327	-11,395	-42,115
QNCD	103,230	156,672	368,234	690,645	0	0	-18,200	-349,900	-103,230	-156,672	-350,034	-340,745

									29-Nov			
Company	Qatari				GCC				Foreigners			
	Daily Chg.	Last 5 Sessions Chg.	Last 10 Sessions Chg.	Last 20 Sessions Chg.	Daily Chg.	Last 5 Sessions Chg.	Last 10 Sessions Chg.	Last 20 Sessions Chg.	Daily Chg.	Last 5 Sessions Chg.	Last 10 Sessions Chg.	Last 20 Sessions Chg.
IQCD	-674,245	-2,195,041	-691,613	-2,094,847	-127,498	-94,830	285,004	357,758	801,743	2,289,871	406,609	1,737,089
QIGD	3,209	-86,004	397,480	354,743	0	-1,110	-37,721	22,279	-3,209	87,114	-359,759	-377,022
QEWS	169,566	740,890	1,642,369	-246,053	0	0	0	0	-169,566	-740,890	-1,642,369	246,053
AHCS	-3,510	-74,537	-119,017	-408,115	0	0	0	70,424	3,510	74,537	119,017	337,691
GISS	-1,272,178	-3,714,306	-6,687,146	-9,643,158	0	0	-35,000	46,014	1,272,178	3,714,306	6,722,146	9,597,144
MPHC	-919,111	-3,341,819	-7,230,695	-15,325,003	0	-98,000	-198,000	4,167	919,111	3,439,819	7,428,695	15,320,836
IGRD	59,430	6,226,970	5,059,339	4,641,845	-5,750	126,775	53,442	115,095	-53,680	-6,353,745	-5,112,781	-4,756,940
QAMC	-457,788	108,896	9,129,374	17,596,624	-1,937	-194,486	-47,356	469,713	459,725	-108,170	-9,082,018	-18,157,811
QATI	11,472	-1,828,973	-2,390,467	-2,273,348	0	0	0	-356,664	-11,472	1,828,973	2,390,467	2,630,012
DOHI	3,500	-11,362	78,912	57,901	0	139,877	139,877	139,877	-3,500	-128,515	-218,789	-197,778
QGRI	0	66,936	66,936	58,636	0	-302,896	-302,896	-302,896	0	235,960	235,960	244,260
AKHI	59,269	-68,417	-196,266	-361,183	0	0	0	20,000	-59,269	68,417	196,266	341,183
QISI	-10,709	-51,539	-50,539	-31,030	0	0	0	0	10,709	51,539	50,539	31,030
QLMI	300	-3,600	-5,000	-60,004	0	0	-2,250	-2,250	-300	3,600	7,250	62,254
UDCD	-484,193	-1,054,014	-782,845	-165,884	0	0	0	0	484,193	1,054,014	782,845	165,884
BRES	-377,675	-1,207,360	-3,101,263	-5,015,546	0	0	0	-6,886	380,136	1,209,821	3,103,724	5,024,893
ERES	253,651	1,447,706	4,231,569	3,277,937	-286,110	-213,341	3,430	277,561	32,459	-1,234,365	-4,234,999	-3,555,498
MRDS	-581,191	-2,675,958	-2,679,212	810,979	-14,171	-131,421	80,649	-87,438	595,362	2,807,379	2,598,563	-723,541
ORDS	-201,526	-564,454	-604,063	-5,041,267	0	45,423	52,423	-2,918,007	201,526	519,031	551,640	7,959,340
VFQS	-333,373	-486,670	-171,379	-2,475,236	24,387	-65,005	-75,005	292,178	308,986	551,675	246,384	2,183,058
QNNS	-605,250	-455,232	-292,532	1,262,814	0	0	0	-1,260,773	605,250	455,232	292,532	-2,041
GWCS	-810	-95,743	58,096	1,615,715	0	43,353	33,353	33,353	810	52,390	-91,449	-1,649,068
QGTS	171,818	781,194	1,173,568	-3,896,334	0	3,650	93,592	-65,148	-171,818	-784,844	-1,267,160	3,961,482

Trading by nationality for the last Session

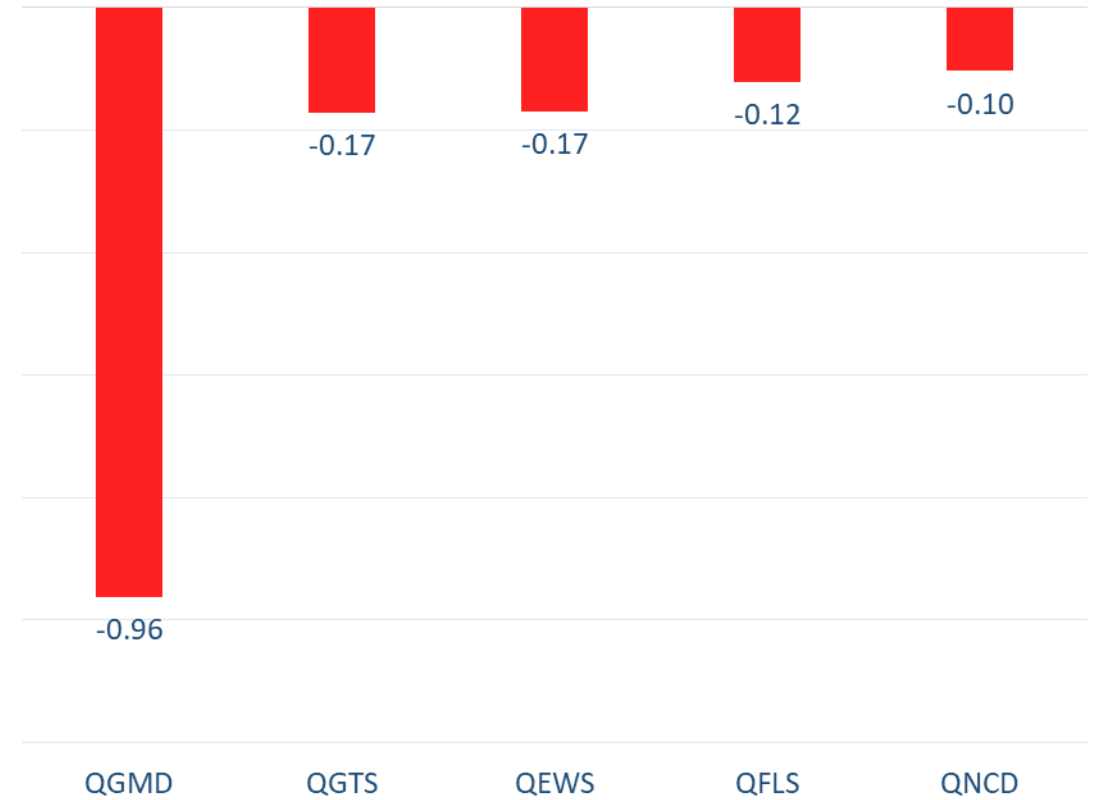
Nationality	Buy %	Sell %	Net
Qataris	58.37%	67.57%	-9.20%
GCC	0.64%	1.47%	-0.83%
Arab	8.20%	8.08%	0.12%
Foreigners	32.79%	22.88%	9.91%

Top 5 Companies bought (net) by **Foreigners** in the last session



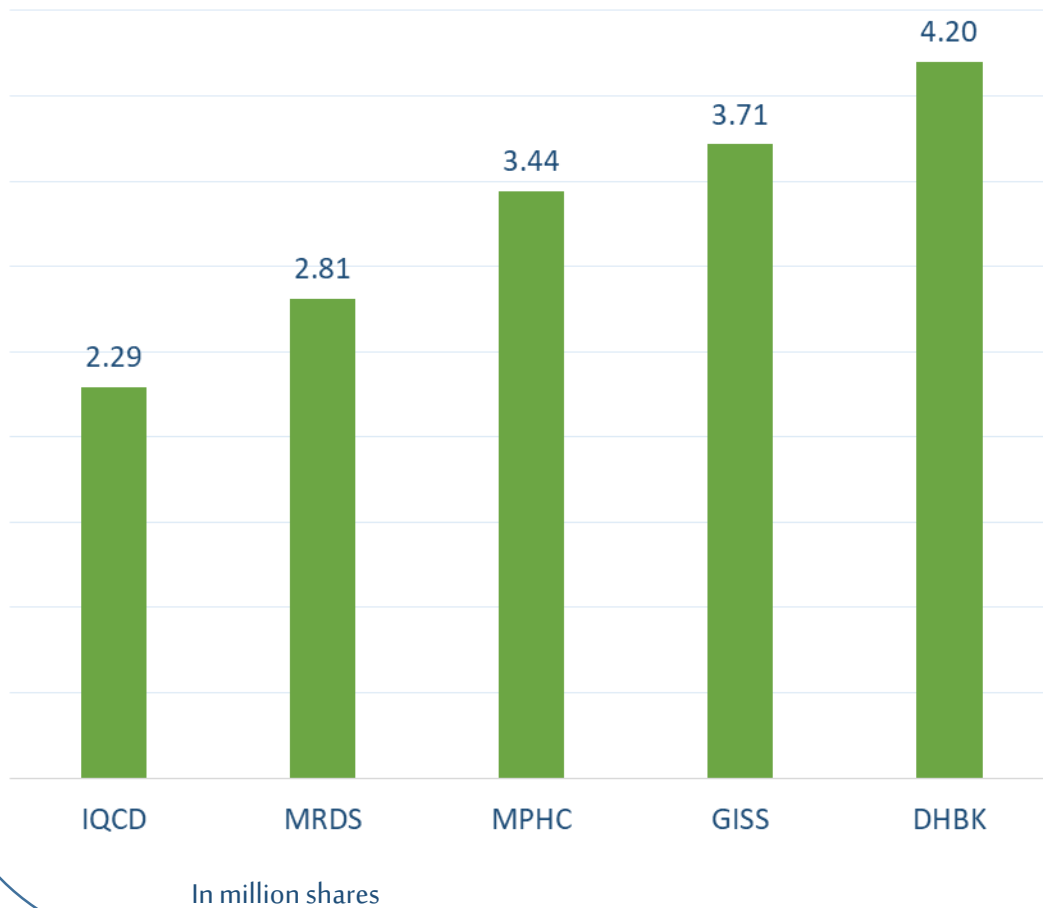
In million shares

Top 5 Companies sold (net) by **Foreigners** in the last session

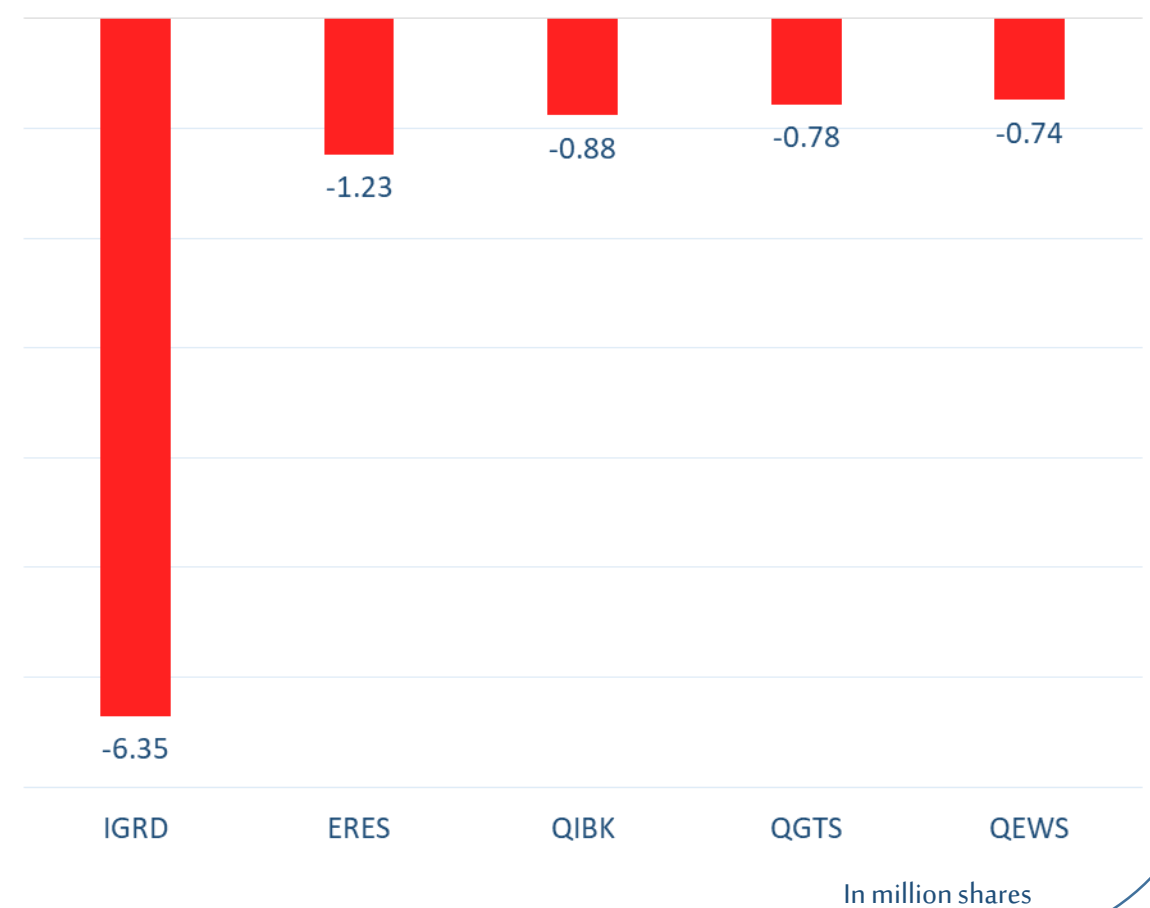


In million shares

Top 5 Companies bought (net) by **Foreigners** over the last week



Top 5 Companies sold (net) by **Foreigners** over the last week





The figures represent a change in the number of shares.

Daily Change: The net change between 29th and 28th of November trading sessions

Change for the last 5 sessions: The total daily net change for the last 5 sessions.

Change for the last 10 sessions: The total daily net change for the last 10 sessions.

Change for the last 20 sessions: The total daily net change for the last 20 sessions.

DISCLAIMER:

The information contained was obtained from various public sources believed to be reliable, but we do not guarantee its accuracy. Wasata Financial Securities makes no representations or warranties (express or implied) regarding the data and information provided and Wasata Financial Securities does not represent that the information content of this document is complete, or free from any error, not misleading, or fit for any particular purpose. This report document provides general information only. Neither the information nor any opinion expressed constitutes an offer or an invitation to make an offer, to buy or sell any securities or other investment products related to such securities or investments.

This report document contained is subject to change without prior notice. Wasata assumes no responsibility to update the information in this report document.



Prepared by Financial Advisory Department


للأوراق المالية
FINANCIAL SECURITIES

+974 44498880

ramzi.qasmieh@Wasata.qa