



Daily Report for Ownership Changes

16th of November 2022 Session

Company									16-Nov			
	Qatari				GCC				Foreigners			
	Daily Chg.	Last 5 Sessions Chg.	Last 10 Sessions Chg.	Last 20 Sessions Chg.	Daily Chg.	Last 5 Sessions Chg.	Last 10 Sessions Chg.	Last 20 Sessions Chg.	Daily Chg.	Last 5 Sessions Chg.	Last 10 Sessions Chg.	Last 20 Sessions Chg.
QNBK	583,004	-1,416,117	-522,157	-49,261,889	0	2,490	-1,794	-53,200	-583,004	1,413,627	523,951	49,315,089
QIBK	111,129	-452,404	-1,997,053	-2,903,857	0	0	-827,910	-598,859	-111,129	452,404	2,824,963	3,502,716
CBQK	224,468	-415,133	-2,247,571	-2,419,200	0	4,000	4,165	-39,725	-224,468	411,133	2,243,406	2,458,925
DHBK	388,639	-52,825	-2,794,127	2,973,308	-292,000	-431,288	453,315	779,015	-96,639	484,113	2,340,812	-3,752,323
ABQK	0	0	-1,000	-5,385	0	0	0	0	0	0	1,000	5,385
QIIK	-153,202	-48,522	-1,872,578	-3,954,700	0	0	-159,890	-242,390	153,202	48,522	2,032,468	4,197,090
MARK	-820,661	-2,068,101	-13,089,461	-17,691,333	-1,278	-108,402	12,752	-400,026	821,939	2,176,503	13,076,709	18,091,359
QFBQ	245,068	586,771	698,278	-941,590	0	-150,003	151,004	120,304	-245,068	-436,768	-849,282	821,286
NLCS	2,088	-1,317,767	1,302,174	-3,355,495	0	-24,127	-32,106	-299,645	-2,088	1,341,894	-1,270,068	3,655,140
DBIS	-114,390	-404,170	-1,079,712	-1,191,701	15,000	97,598	66,696	56,836	99,390	306,572	1,013,016	1,134,865
QOIS	-148,099	-211,670	307,129	-629,991	79,000	64,472	59,900	81,860	69,099	147,198	-367,029	548,131
IHGS	154,429	8,752	-168,051	160,805	-5,200	0	-5,200	3,178	-149,229	-8,752	173,251	-163,983
ZHCD	0	-5,381	94,742	98,113	0	-2,000	-129,583	-129,583	0	7,381	34,841	31,470
QGMD	984,730	775,377	-1,951,899	-3,675,091	-164,527	-3,283	135,801	386,070	-820,203	-772,094	1,816,098	3,289,021
SIIS	1,859,463	-1,354,245	-1,235,596	982,370	-50,377	91,274	87,776	228,986	-1,809,086	1,262,971	1,147,820	-1,211,356
BLDN	507,773	2,822,434	6,293,833	7,816,398	0	10,000	425,444	312,475	-507,773	-2,832,434	-6,719,277	-8,128,873
MCGS	-265,698	-401,292	-343,792	-591,140	51,500	51,500	51,500	51,500	214,198	349,792	292,292	539,640
QCFS	0	0	0	-3,450	0	0	0	0	0	0	0	3,450
QFLS	-160,511	-842,560	-2,938,383	-3,135,350	0	0	-1,590,542	-2,640,624	160,511	842,560	4,528,925	5,775,974
WDAM	1,791	-171,389	122,348	182,355	0	-135	4,865	4,365	-1,791	171,524	-127,213	-186,720
MCCS	-57,667	-187,047	-158,034	45,147	1,358	-39,144	-31,810	-15,923	56,309	226,191	189,844	-29,224
MERS	-4,750	-46,023	-132,025	-158,314	-1,171	-690	1,392	4,508	5,921	46,713	130,633	153,806
QIMD	10,000	-26,157	19,541	-178,544	0	18,000	16,049	233,049	-10,000	8,157	-35,590	-54,505
QNCD	-1,084	-40,243	336,290	-452,880	0	0	-331,700	-331,700	1,084	40,243	-4,590	784,580

									16-Nov			
Company	Qatari				GCC				Foreigners			
	Daily Chg.	Last 5 Sessions Chg.	Last 10 Sessions Chg.	Last 20 Sessions Chg.	Daily Chg.	Last 5 Sessions Chg.	Last 10 Sessions Chg.	Last 20 Sessions Chg.	Daily Chg.	Last 5 Sessions Chg.	Last 10 Sessions Chg.	Last 20 Sessions Chg.
IQCD	392,415	281,683	-936,252	-1,021,093	121,000	110,319	193,453	296,076	-513,415	-392,002	742,799	725,017
QIGD	94,223	-616,825	-29,044	195,686	0	79,700	60,000	-5,878	-94,223	537,125	-30,956	-189,808
QEWS	46,277	42,970	-1,406,946	-3,086,505	0	0	0	10	-46,277	-42,970	1,406,946	3,086,495
AHCS	990	32,379	-209,645	-1,064,186	0	0	70,424	34,882	-990	-32,379	139,221	1,029,304
GISS	501,985	-978,546	-2,105,674	-4,012,704	0	60,000	81,014	129,631	-501,985	918,546	2,024,660	3,883,073
MPHC	-1,086,180	-3,367,047	-8,203,034	-12,035,197	0	0	202,167	250,235	1,086,180	3,367,047	8,000,867	11,784,962
IGRD	326,987	844,463	-693,067	-3,985,378	-73,618	45,901	-11,965	-87,523	-253,369	-890,364	705,032	4,072,901
QAMC	221,334	-5,390,345	10,935,625	34,026,699	-50,000	-194,486	453,869	1,085,940	-171,334	5,593,357	-11,480,968	-35,204,113
QATI	16,436	38,455	109,742	1,000,917	0	0	-346,664	-787,109	-16,436	-38,455	236,922	-213,808
DOHI	0	115,677	-21,011	226,683	0	0	0	0	0	-115,677	21,011	-226,683
QGRI	0	1,472	-8,300	39,867	0	0	0	0	0	-1,472	8,300	-39,867
AKHI	-62,878	-318,808	-163,219	-859,497	0	0	20,000	20,000	62,878	318,808	143,219	839,497
QISI	0	-4,416	21,924	-40,484	0	0	0	0	0	4,416	-21,924	40,484
QLMI	-1,250	3,186	-42,254	-91,563	0	0	0	0	1,250	-3,186	42,254	91,563
UDCD	175,757	454,155	610,755	1,476,703	0	0	0	10,449	-175,757	-454,155	-610,755	-1,487,152
BRES	-779	-1,847,242	-2,080,432	-4,930,612	0	25,500	-6,886	-21,856	779	1,821,742	2,087,318	4,952,468
ERES	824,415	1,469,914	1,895,984	-2,513,597	0	81,472	234,517	315,205	-824,415	-1,551,386	-2,130,501	2,198,392
MRDS	6,210	482,610	2,776,252	3,200,322	0	-18,474	-168,087	25,071	-6,210	-464,136	-2,608,165	-3,225,393
ORDS	82,072	-375,212	-2,779,458	-7,299,995	0	15,240	-2,946,238	-3,010,420	-82,072	346,140	5,713,769	10,310,481
VFQS	512,105	-425,130	-1,682,021	5,418,009	-10,000	-53,476	357,183	474,097	-502,105	478,606	1,324,838	-5,892,106
QNNS	29,726	387,573	1,618,299	-1,049,593	0	0	-1,260,773	-1,237,803	-29,726	-387,573	-357,526	2,287,396
GWCS	8,327	172,529	1,565,932	2,669,364	0	0	0	0	-8,327	-172,529	-1,565,932	-2,669,364
QGTS	54,251	163,840	-4,153,381	-14,534,464	54,592	14,756	-98,748	-595,706	-108,843	-178,596	4,252,129	15,130,170

Trading by nationality for the last Session

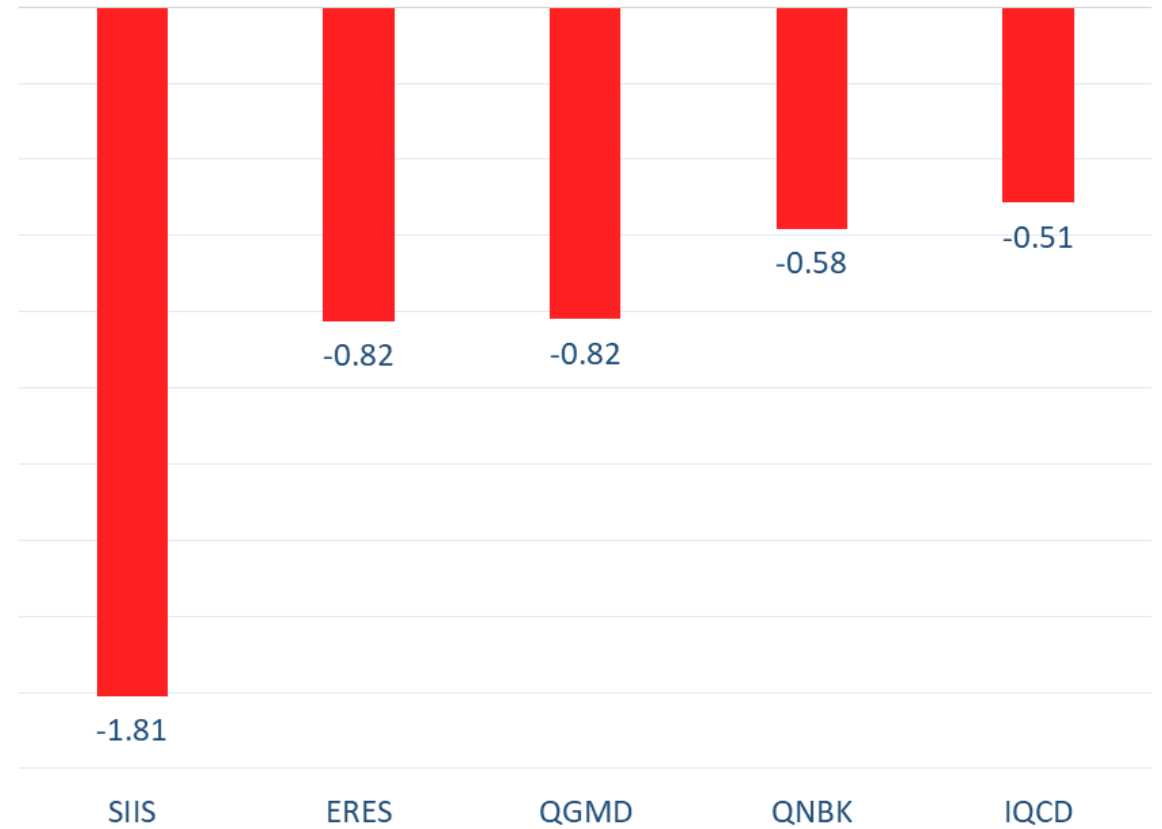
Nationality	Buy %	Sell %	Net
Qataris	57.18%	52.62%	4.56%
GCC	1.25%	4.78%	-3.53%
Arab	9.66%	10.45%	-0.79%
Foreigners	31.91%	32.15%	-0.24%

Top 5 Companies bought (net) by **Foreigners** in the last session



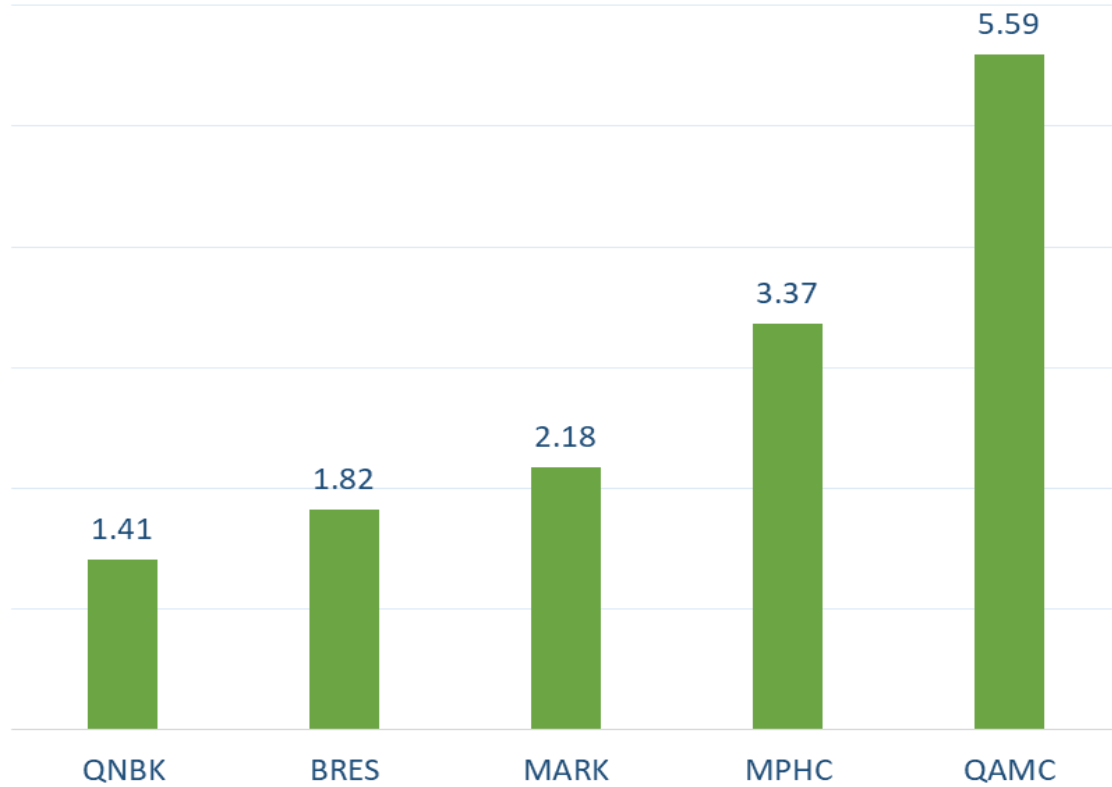
In million shares

Top 5 Companies sold (net) by **Foreigners** in the last session



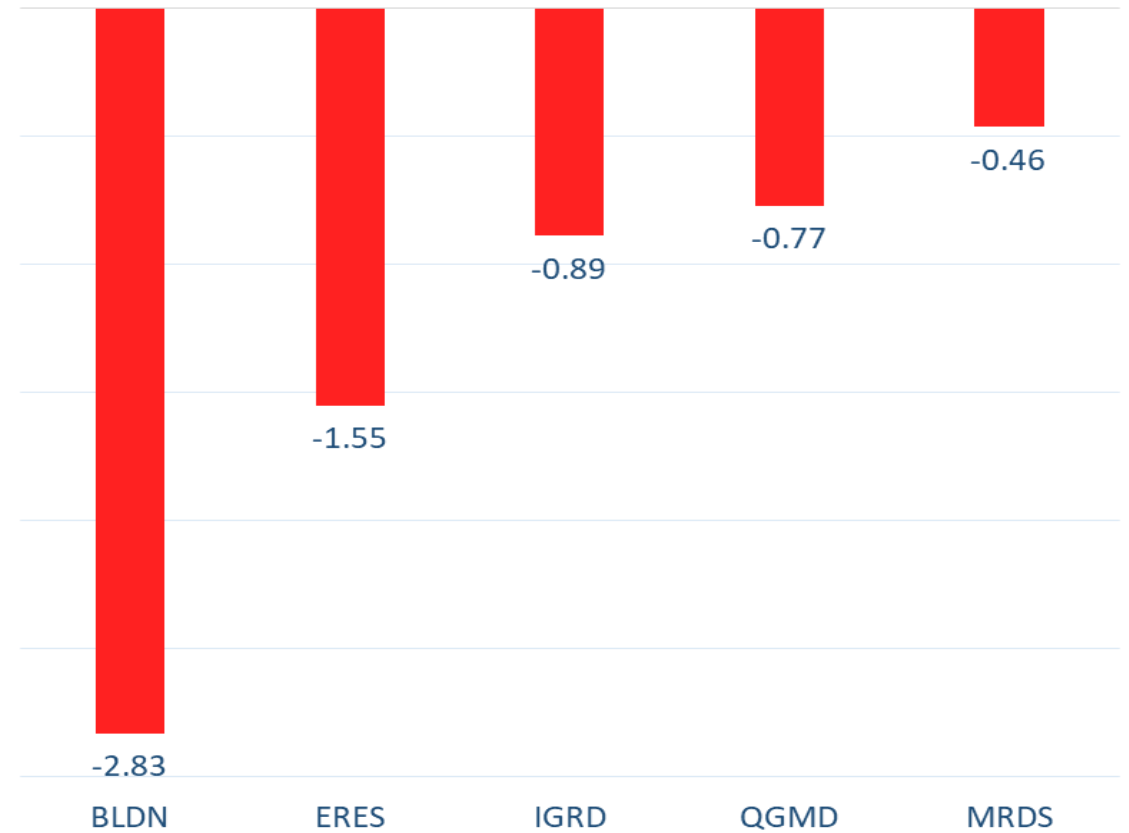
In million shares

Top 5 Companies bought (net) by **Foreigners** over the last week



In million shares

Top 5 Companies sold (net) by **Foreigners** over the last week



In million shares



The figures represent a change in the number of shares.

Daily Change: The net change between 16th and 15th of November trading sessions

Change for the last 5 sessions: The total daily net change for the last 5 sessions.

Change for the last 10 sessions: The total daily net change for the last 10 sessions.

Change for the last 20 sessions: The total daily net change for the last 20 sessions.

DISCLAIMER:

The information contained was obtained from various public sources believed to be reliable, but we do not guarantee its accuracy. Wasata Financial Securities makes no representations or warranties (express or implied) regarding the data and information provided and Wasata Financial Securities does not represent that the information content of this document is complete, or free from any error, not misleading, or fit for any particular purpose. This report document provides general information only. Neither the information nor any opinion expressed constitutes an offer or an invitation to make an offer, to buy or sell any securities or other investment products related to such securities or investments.

This report document contained is subject to change without prior notice. Wasata assumes no responsibility to update the information in this report document.



Prepared by Financial Advisory Department


للأوراق المالية
FINANCIAL SECURITIES

+974 44498880

ramzi.qasmieh@Wasata.qa