



Daily Report for Ownership Changes

7th of November 2022 Session

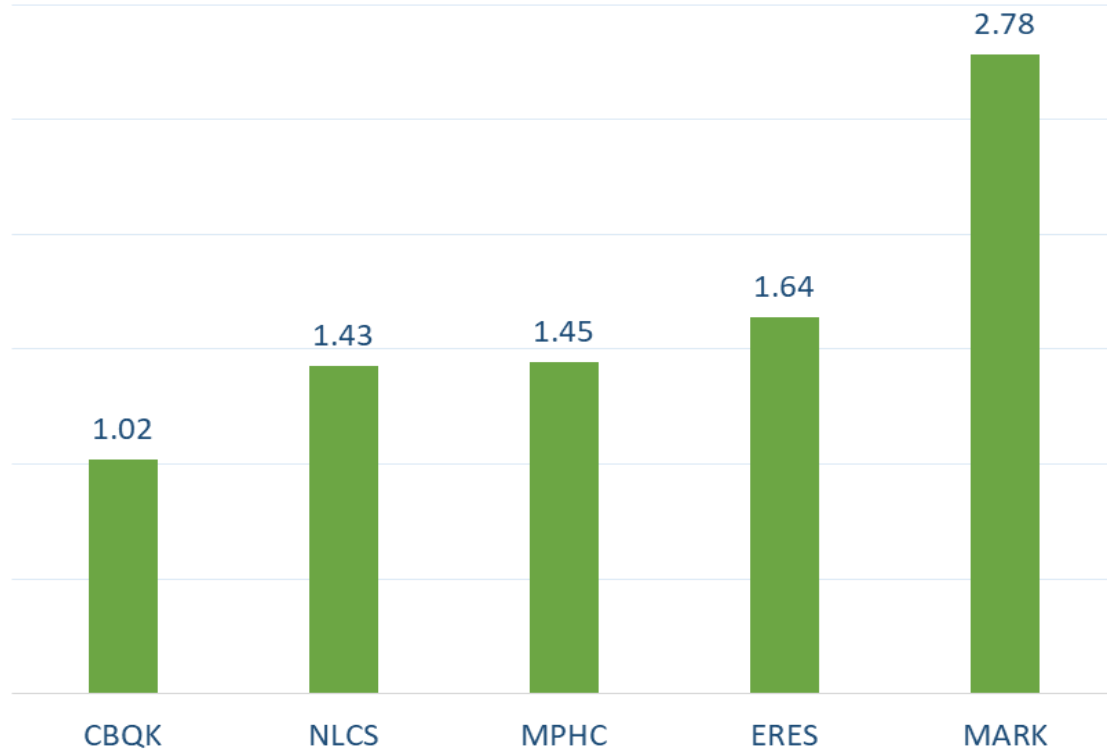
Company									7-Nov			
	Qatari				GCC				Foreigners			
	Daily Chg.	Last 5 Sessions Chg.	Last 10 Sessions Chg.	Last 20 Sessions Chg.	Daily Chg.	Last 5 Sessions Chg.	Last 10 Sessions Chg.	Last 20 Sessions Chg.	Daily Chg.	Last 5 Sessions Chg.	Last 10 Sessions Chg.	Last 20 Sessions Chg.
QNBK	-223,206	-1,178,039	-50,779,893	-51,782,781	-1,784	-1,784	-59,984	-52,620	224,990	1,179,823	50,839,877	51,835,401
QIBK	-669,236	-777,685	-1,688,070	-2,138,719	0	-823,910	-601,770	-594,859	669,236	1,601,595	2,289,840	2,733,578
CBQK	-1,018,089	-1,442,596	-865,999	-1,602,305	-5,000	-5,000	-5,000	-112,640	1,023,089	1,447,596	870,999	1,714,945
DHBK	43,490	-1,676,879	3,982,618	3,897,259	110,000	510,000	710,700	1,065,700	-153,490	1,166,879	-4,693,318	-4,962,959
ABQK	0	-1,000	-886	-4,519	0	0	0	0	0	1,000	886	4,519
QIIK	-428,375	-1,829,356	-1,760,339	-5,083,312	-4,600	-129,890	-172,390	-212,390	432,975	1,959,246	1,932,729	5,295,702
MARK	-2,802,051	-7,919,274	-1,532,517	-11,786,468	18,894	79,638	88,188	-443,901	2,783,157	7,839,636	1,444,329	12,230,369
QFBQ	56,585	-196,712	-180,318	-4,926,020	0	1,001	-147,479	-140,200	-56,585	195,711	327,797	5,066,220
NLCS	-1,427,053	3,191,600	279,780	1,011,844	0	-8,003	40,761	-156,036	1,427,053	-3,183,597	-320,541	-855,808
DBIS	144,031	-787,795	-563,160	-1,542,137	20,000	255,523	190,223	238,110	-164,031	532,272	372,937	1,304,027
QOIS	-273,129	-77,312	22,962	-2,208,863	279,039	275,939	297,899	293,917	-5,910	-198,627	-320,861	1,914,946
IHGS	133,114	-258,244	-189,587	43,445	0	40,000	48,158	48,378	-133,114	218,244	141,429	-91,823
ZHCD	11,925	96,197	107,612	101,210	-20,538	-128,099	-128,099	-128,099	8,613	31,902	20,487	26,889
QGMD	-937,666	-1,572,485	-1,906,595	-3,273,386	88,886	56,351	220,923	310,191	848,780	1,516,134	1,685,672	2,963,195
SIIS	-298,367	-1,097,515	1,233,047	4,293,389	0	20,738	164,180	337,038	298,367	1,076,777	-1,397,227	-4,630,427
BLDN	2,883,914	4,024,092	4,893,924	5,909,119	-31,600	-84,556	-192,791	-215,261	-2,852,314	-3,939,536	-4,701,133	-5,693,858
MCGS	5,601	-51,440	-335,111	-425,949	0	0	0	0	-5,601	51,440	335,111	425,949
QCFS	0	0	0	-3,450	0	0	0	0	0	0	0	3,450
QFLS	-431,925	-1,497,150	-1,199,371	-1,961,090	-210,542	-1,590,542	-2,640,634	-2,640,174	642,467	3,087,692	3,840,005	4,601,264
WDAM	29,581	181,467	244,776	205,365	0	5,000	5,000	4,484	-29,581	-186,467	-249,776	-209,849
MCCS	-43,190	23,880	333,703	67,927	-11,626	16,291	32,178	57,221	54,816	-40,171	-365,881	-125,148
MERS	-35,608	-106,937	-44,512	-144,019	450	2,698	1,271	5,814	35,158	104,239	43,241	138,205
QIMD	7,922	39,403	10,343	-132,814	0	-27,060	12,940	195,790	-7,922	-12,343	-23,283	-62,976
QNCD	87,587	288,535	116,964	-549,947	0	-331,700	-331,700	-331,700	-87,587	43,165	214,736	881,647

Company									7-Nov			
	Qatari				GCC				Foreigners			
	Daily Chg.	Last 5 Sessions Chg.	Last 10 Sessions Chg.	Last 20 Sessions Chg.	Daily Chg.	Last 5 Sessions Chg.	Last 10 Sessions Chg.	Last 20 Sessions Chg.	Daily Chg.	Last 5 Sessions Chg.	Last 10 Sessions Chg.	Last 20 Sessions Chg.
IQCD	-450,303	-1,333,458	-1,841,610	-808,472	0	50,495	141,636	172,491	450,303	1,282,963	1,699,974	635,981
QIGD	63,538	240,488	538,635	83,758	8,852	8,852	101,195	112,312	-72,390	-249,340	-639,830	-196,070
QEWS	-365,008	-1,200,138	-2,409,681	-2,642,875	0	0	0	10	365,008	1,200,138	2,409,681	2,642,865
AHCS	2,445	-18,109	-32,867	-298,566	0	-14,458	-20,000	-130,237	-2,445	32,567	52,867	428,803
GISS	-727,524	-1,557,017	-3,399,630	-3,382,451	11,111	-2,975	46,642	34,642	716,413	1,559,992	3,352,988	3,347,809
MPHC	-1,453,239	-5,047,942	-4,749,642	-9,097,441	8,231	205,954	246,954	298,263	1,445,008	4,841,988	4,502,688	8,799,178
IGRD	-746,140	-1,855,759	-2,855,111	-9,297,881	216,240	216,240	240,390	115,175	529,900	1,639,519	2,614,721	9,182,706
QAMC	-532,891	8,767,307	27,600,046	33,564,585	0	553,869	1,250,419	854,587	532,891	-9,321,176	-28,850,465	-34,419,172
QATI	-128,446	285,506	1,268,061	1,010,087	0	-346,664	-792,109	-780,939	128,446	61,158	-475,952	-229,148
DOHI	15,100	14,850	93,541	240,562	0	0	0	0	-15,100	-14,850	-93,541	-240,562
QGRI	0	-15,001	-1,773	33,457	0	0	0	0	0	15,001	1,773	-33,457
AKHI	12,000	-55,036	-552,938	-1,010,142	0	40,000	40,000	40,000	-12,000	15,036	512,938	970,142
QISI	36,971	31,897	30,691	-34,869	0	0	0	0	-36,971	-31,897	-30,691	34,869
QLMI	-184	-39,399	-80,146	18,189	0	0	0	0	184	39,399	80,146	-18,189
UDCD	-58,121	678,063	1,601,091	1,972,564	0	0	0	449	58,121	-678,063	-1,601,091	-1,973,013
BRES	-675,435	127,852	-153,355	-4,116,656	-28,999	-64,112	-72,612	-69,062	704,434	-63,740	225,967	4,185,718
ERES	-1,654,104	-2,163,307	-704,756	-3,138,193	13,509	264,004	231,930	330,671	1,640,595	1,899,303	472,826	2,807,522
MRDS	-999,960	-1,068,498	523,572	219,179	51,710	87,332	274,020	92,774	948,250	981,166	-797,592	-311,953
ORDS	-955,904	-3,639,449	-8,500,746	-9,078,650	-9,265	-2,918,196	-2,979,530	-2,970,836	976,002	6,556,485	11,491,109	12,060,319
VFQS	-353,764	-2,018,557	315,182	5,089,259	0	377,183	493,897	746,689	353,764	1,641,374	-809,079	-5,835,948
QNN5	247,742	1,268,121	297,777	-1,340,818	16,011	-1,269,149	-1,240,588	-1,250,412	-263,753	1,028	942,811	2,591,230
GWCS	170,696	1,306,808	1,663,506	2,667,325	0	10,848	10,848	10,848	-170,696	-1,317,656	-1,674,354	-2,678,173
QGTS	-548,458	-2,640,884	-6,133,581	-15,714,209	-20,000	-56,220	-191,730	-1,498,726	568,458	2,697,104	6,325,311	17,212,935

Shareholder Activity by Nationality

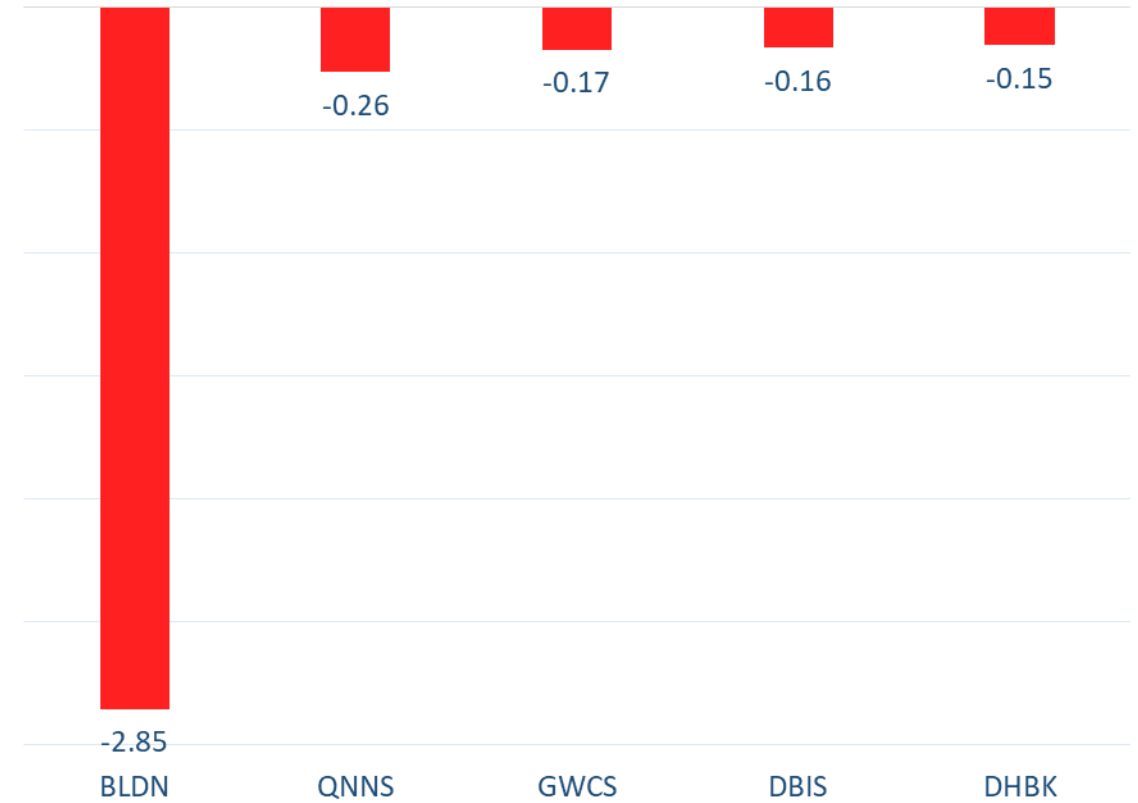
Nationality	Buy %	Sell %	Net
Qataris	42.71%	60.06%	-17.34%
GCC	1.08%	2.22%	-1.13%
Arab	9.40%	10.32%	-0.92%
Foreigners	46.80%	27.41%	19.39%

Top 5 Companies bought (net) by **Foreigners** in the last session



In million shares

Top 5 Companies sold (net) by **Foreigners** in the last session



In million shares



The figures represent a change in the number of shares.

Daily Change: The net change between 7th and 6th Of November trading sessions

Change for the last 5 sessions: The total daily net change for the last 5 sessions.


Change for the last 10 sessions: The total daily net change for the last 10 sessions.

Change for the last 20 sessions: The total daily net change for the last 20 sessions.

DISCLAIMER:

The information contained was obtained from various public sources believed to be reliable, but we do not guarantee its accuracy. Wasata Financial Securities makes no representations or warranties (express or implied) regarding the data and information provided and Wasata Financial Securities does not represent that the information content of this document is complete, or free from any error, not misleading, or fit for any particular purpose. This report document provides general information only. Neither the information nor any opinion expressed constitutes an offer or an invitation to make an offer, to buy or sell any securities or other investment products related to such securities or investments.

This report document contained is subject to change without prior notice. Wasata assumes no responsibility to update the information in this report document.



Prepared by Financial Advisory Department


وساطة
WASATA
للأوراق المالية
FINANCIAL SECURITIES

+974 44498880

ramzi.qasmieh@Wasata.qa