



## Daily Report for Ownership Changes

3<sup>rd</sup> of November 2022 Session

Company									3-Nov			
	Qatari				GCC				Foreigners			
	Daily Chg.	Last 5 Sessions Chg.	Last 10 Sessions Chg.	Last 20 Sessions Chg.	Daily Chg.	Last 5 Sessions Chg.	Last 10 Sessions Chg.	Last 20 Sessions Chg.	Daily Chg.	Last 5 Sessions Chg.	Last 10 Sessions Chg.	Last 20 Sessions Chg.
QNBK	93,881	-51,136,038	-49,223,960	-55,250,210	0	0	-53,190	-50,836	-93,881	51,136,038	49,277,150	55,301,046
QIBK	144	10,027	-934,926	-1,533,792	0	-826,910	-601,859	-595,063	-144	816,883	1,536,785	2,128,855
CBQK	-58,463	-1,111,017	508,945	-811,373	0	0	11	-107,640	58,463	1,111,017	-508,956	919,013
DHBK	-284,900	-469,149	5,240,945	4,352,690	340,000	340,700	550,824	895,700	-55,100	128,449	-5,791,769	-5,248,390
ABQK	-1,000	-1,000	-3,613	-4,519	0	0	0	0	1,000	1,000	3,613	4,519
QIIK	-248,224	-1,609,992	-1,581,321	-4,849,895	0	-187,790	-167,790	-187,790	248,224	1,797,782	1,749,111	5,037,685
MARK	-1,800,776	-5,763,356	1,161,521	-8,228,739	88,071	125,046	180,208	-387,763	1,712,705	5,638,310	-1,341,729	8,616,502
QFBQ	54,684	1,183,285	-921,319	-4,081,921	0	-6,195	301	-140,200	-54,684	-1,177,090	921,018	4,222,121
NLCS	-95,501	-178,792	-677,459	-730,380	0	0	-251,007	-120,950	95,501	178,792	928,466	851,330
DBIS	-27,655	-505,616	-404,751	-1,336,611	13,049	-53,679	-13,919	-3,982	14,606	559,295	418,670	1,340,593
QOIS	45,428	219,636	166,618	-2,289,639	-3,100	-3,100	18,860	31,602	-42,328	-216,536	-185,478	2,258,037
IHGS	-16,149	-55,196	257,693	436,993	0	-1,000	8,378	8,378	16,149	56,196	-266,071	-445,371
ZHCD	5,012	61,858	70,281	67,999	-7,477	-78,380	-78,380	-78,380	2,465	16,522	8,099	10,381
QGMD	437,912	-536,067	-968,964	-1,848,519	-247,223	167,765	203,992	221,605	-190,689	368,302	764,972	1,626,914
SIIS	-285,574	71,121	1,734,192	5,695,061	0	19,982	344,603	113,303	285,574	-91,103	-2,078,795	-5,808,364
BLDN	706,094	2,298,217	2,682,439	3,597,923	11,600	-52,956	-165,925	-183,661	-717,694	-2,245,261	-2,516,514	-3,414,262
MCGS	-3,568	-99,234	-301,159	-549,605	0	0	-8,102	0	3,568	99,234	309,261	549,605
QCFS	0	0	0	-3,450	0	0	0	0	0	0	0	3,450
QFLS	-213,700	-616,023	-552,426	-1,694,437	-230,000	-2,252,729	-2,230,082	-2,229,642	443,700	2,868,752	2,782,508	3,924,079
WDAM	60,409	105,735	166,342	148,913	0	5,000	5,000	4,484	-60,409	-110,735	-171,342	-153,397
MCCS	-36,819	147,274	319,687	-35,560	277	311	29,944	84,987	36,542	-147,585	-349,631	-49,427
MERS	19,567	-127,401	-70,626	-108,734	0	-2,305	831	2,698	-19,567	129,706	69,795	106,036
QIMD	0	35,201	-145,866	-160,359	0	-27,060	157,940	195,790	0	-8,141	-12,074	-35,431
QNCD	-1,950	164,618	-60,920	-683,726	0	-331,700	-331,700	-331,700	1,950	167,082	392,620	1,015,426

Company									3-Nov			
	Qatari				GCC				Foreigners			
	Daily Chg.	Last 5 Sessions Chg.	Last 10 Sessions Chg.	Last 20 Sessions Chg.	Daily Chg.	Last 5 Sessions Chg.	Last 10 Sessions Chg.	Last 20 Sessions Chg.	Daily Chg.	Last 5 Sessions Chg.	Last 10 Sessions Chg.	Last 20 Sessions Chg.
IQCD	-57,826	-1,221,652	-1,243,744	-497,990	23,250	123,251	164,656	194,966	34,576	1,098,401	1,079,088	303,024
QIGD	-32,943	383,032	555,224	84,062	20,000	-21,337	116,710	123,460	12,943	-361,695	-671,934	-207,522
QEWS	-115,095	-1,317,140	-1,986,030	-1,926,992	0	0	10	10	115,095	1,317,140	1,986,020	1,926,982
AHCS	7,384	-122,792	-26,487	-392,535	0	-14,458	-20,000	-143,237	-7,384	137,250	46,487	535,772
GISS	1,049,787	-1,057,661	-349,112	-896,992	-65,086	32,390	531	-18,219	-984,701	1,025,271	348,581	915,211
MPHC	-686,073	-3,930,469	-2,735,654	-8,924,502	200,000	200,000	250,807	310,605	486,073	3,730,469	2,484,847	8,613,897
IGRD	551,611	-374,129	-1,902,468	-7,249,659	0	-850	12,913	-66,077	-551,611	374,979	1,889,555	7,315,736
QAMC	6,580,435	6,294,015	30,061,408	29,319,403	9,408	115,567	688,190	417,109	-6,589,843	-6,409,582	-30,749,598	-29,736,512
QATI	332,250	822,357	1,335,978	1,084,014	-297,664	-386,664	-787,109	-780,939	-34,586	-435,693	-548,869	-303,075
DOHI	0	-14,208	25,645	198,332	0	0	0	0	0	14,208	-25,645	-198,332
QGRI	-19,001	-19,001	29,166	29,457	0	0	0	0	19,001	19,001	-29,166	-29,457
AKHI	16,104	-73,944	-423,627	-886,073	20,000	20,000	20,000	20,000	-36,104	53,944	403,627	866,073
QISI	-4,074	-7,189	-33,722	-71,540	0	0	0	0	4,074	7,189	33,722	71,540
QLMI	-19,973	-33,492	-60,076	35,388	0	0	0	2,638	19,973	33,492	60,076	-38,026
UDCD	888,645	1,311,874	2,112,871	2,166,418	0	0	0	449	-888,645	-1,311,874	-2,112,871	-2,166,867
BRES	-319,577	647,071	-629,593	-3,714,060	25,000	-31,732	-46,702	-31,682	294,577	-615,339	676,295	3,745,742
ERES	-703,283	-3,548,203	-469,134	-2,796,928	-8,428	-24,154	-3,551	-5,864	711,711	3,572,357	472,685	2,802,792
MRDS	-952,726	-705,796	-2,654,728	-1,226,788	173,322	275,057	360,310	224,155	779,404	430,739	2,294,418	1,002,633
ORDS	-735,548	-4,651,420	-7,097,031	-7,822,350	0	-79,778	-89,768	-78,726	735,548	4,722,309	7,176,066	7,901,076
VFQS	-176,858	-1,321,802	6,063,746	5,715,941	0	11,785	114,658	348,981	176,858	1,310,017	-6,178,404	-6,064,922
QNNS	138,267	655,632	-372,621	-2,269,678	0	-1,285,160	-1,256,587	-1,266,423	-138,267	629,528	1,629,208	3,536,101
GWCS	353,406	1,311,413	1,568,706	2,620,346	0	0	0	0	-353,406	-1,311,413	-1,568,706	-2,620,346
QGTS	-392,746	-2,830,079	-9,950,337	-15,653,062	-45,139	-80,839	-206,952	-1,552,733	437,885	2,910,918	10,157,289	17,205,795

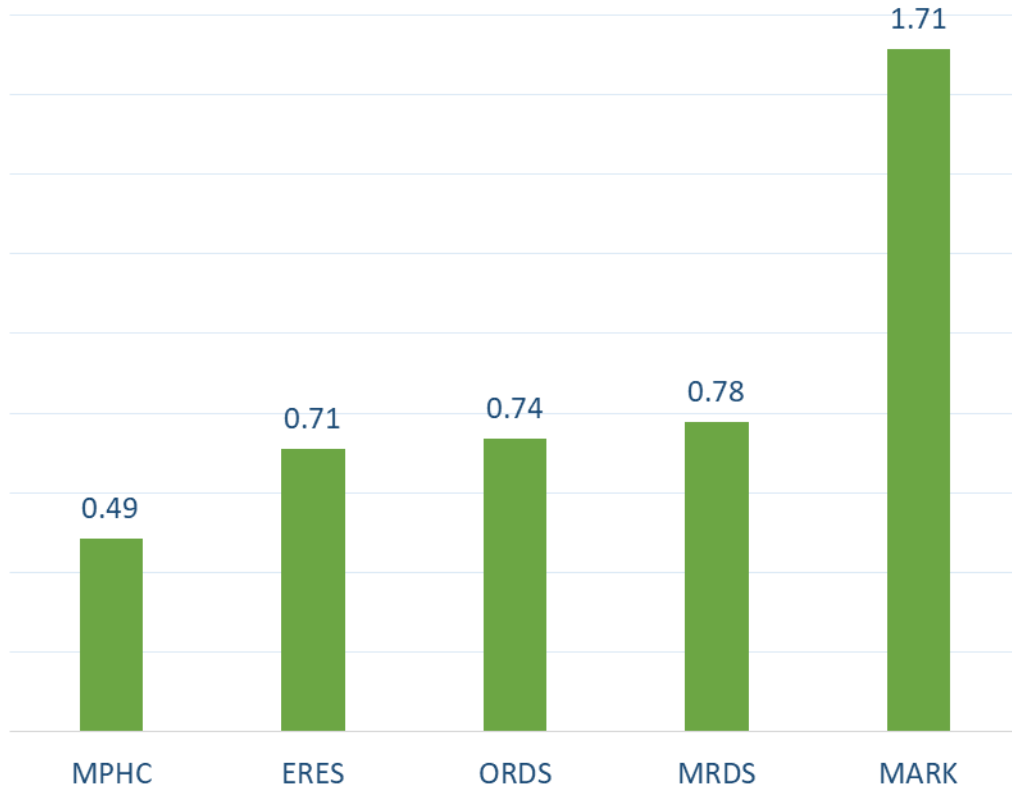
## Insider Traders For the Last Week

Company	Buy	Sell	Net
AHCS	15,000	408,000,000	-407,985,000
QNNS	155,384	55,384	100,000
UDCD	3,517,321	0	3,517,321
BLDN	7,365,000	0	7,365,000
QGTS	711,215	0	711,215
CBQK	5,000	306,550	-301,550
QNCD	220,000	0	220,000
QEWS	0	667,596	-667,596
MARK	0	1,268,289	-1,268,289
GISS	0	3,324,628	-3,324,628
Ooredoo	0	8,534	-8,534
MERS	14,550	0	14,550
DBIS	189,792	7,334	182,458
ZHCD	12,000	0	12,000
MPHC	0	8,160	-8,160

## Trading by nationality for the past week

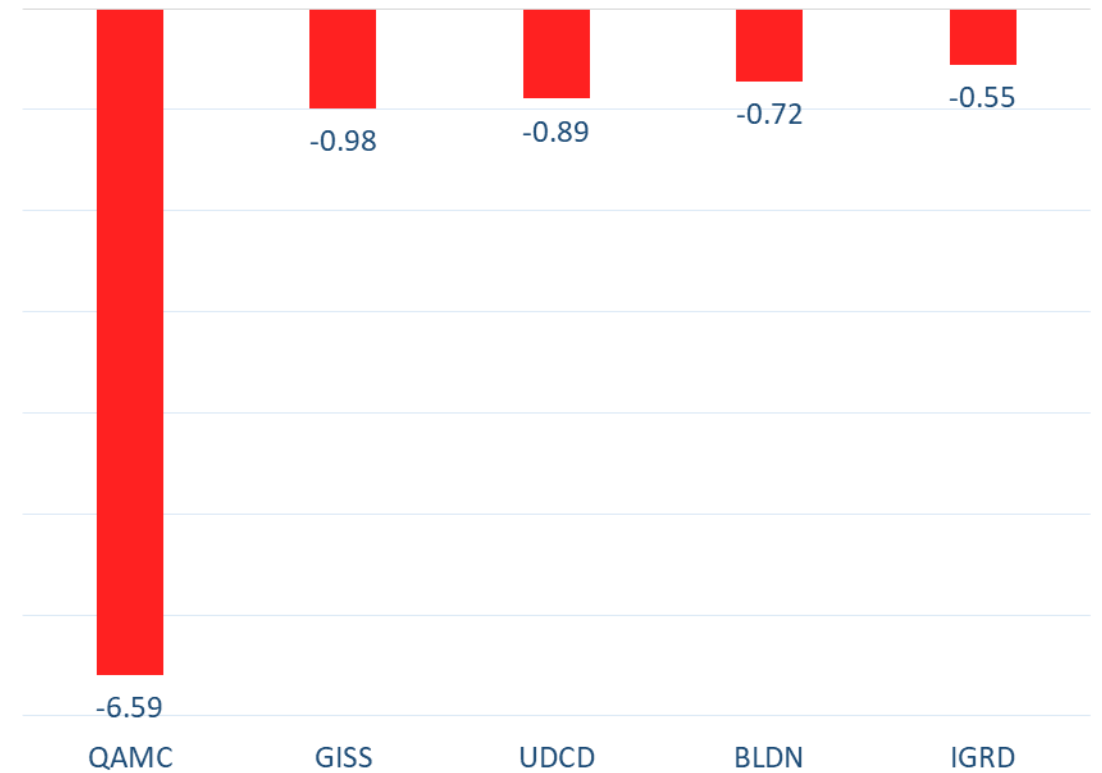
Nationality	Buy %	Sell %	Net
Qataris	58.33%	67.37%	-9.04%
GCC	1.21%	4.39%	-3.18%
Arab	7.44%	7.77%	-0.33%
Foreigners	33.03%	20.48%	12.55%

Top 5 Companies bought (net) by **Foreigners** in the last session



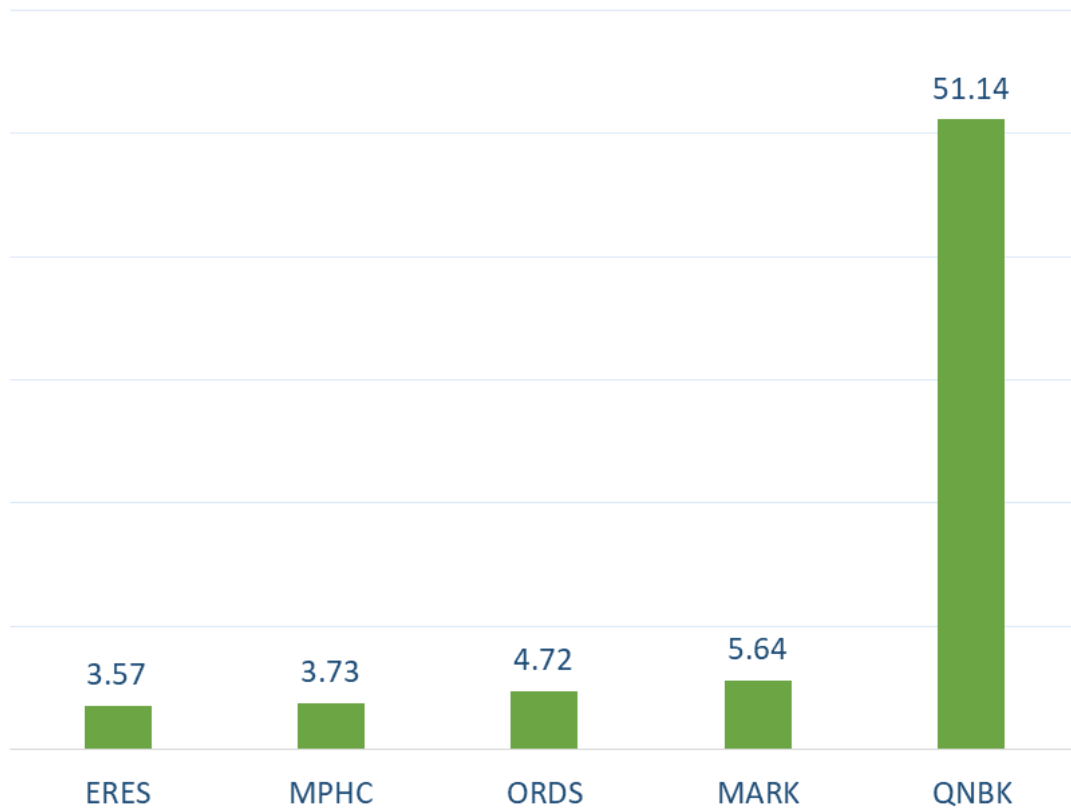
In million shares

Top 5 Companies sold (net) by **Foreigners** in the last session



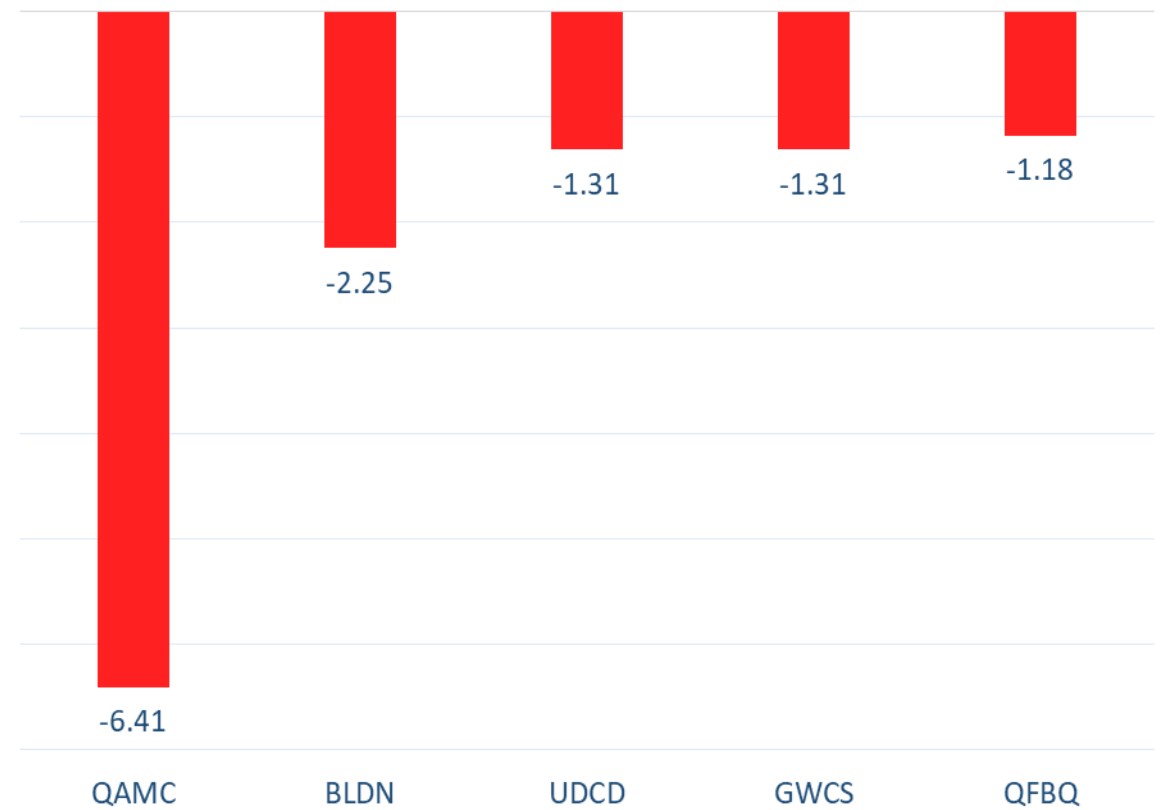
In million shares

Top 5 Companies bought (net) by **Foreigners** over the last week



In million shares

Top 5 Companies sold (net) by **Foreigners** over the last week



In million shares



The figures represent a change in the number of shares.

Daily Change: The net change between 3<sup>rd</sup> and 2<sup>nd</sup> of November trading sessions

Change for the last 5 sessions: The total daily net change for the last 5 sessions.

Change for the last 10 sessions: The total daily net change for the last 10 sessions.


Change for the last 20 sessions: The total daily net change for the last 20 sessions.

## **DISCLAIMER:**

The information contained was obtained from various public sources believed to be reliable, but we do not guarantee its accuracy. Wasata Financial Securities makes no representations or warranties (express or implied) regarding the data and information provided and Wasata Financial Securities does not represent that the information content of this document is complete, or free from any error, not misleading, or fit for any particular purpose. This report document provides general information only. Neither the information nor any opinion expressed constitutes an offer or an invitation to make an offer, to buy or sell any securities or other investment products related to such securities or investments.

This report document contained is subject to change without prior notice. Wasata assumes no responsibility to update the information in this report document.





Prepared by Financial Advisory Department

  
للأوراق المالية  
FINANCIAL SECURITIES

+974 44498880

[ramzi.qasmieh@Wasata.qa](mailto:ramzi.qasmieh@Wasata.qa)