



Daily Report for Ownership Changes

13th of November 2022 Session

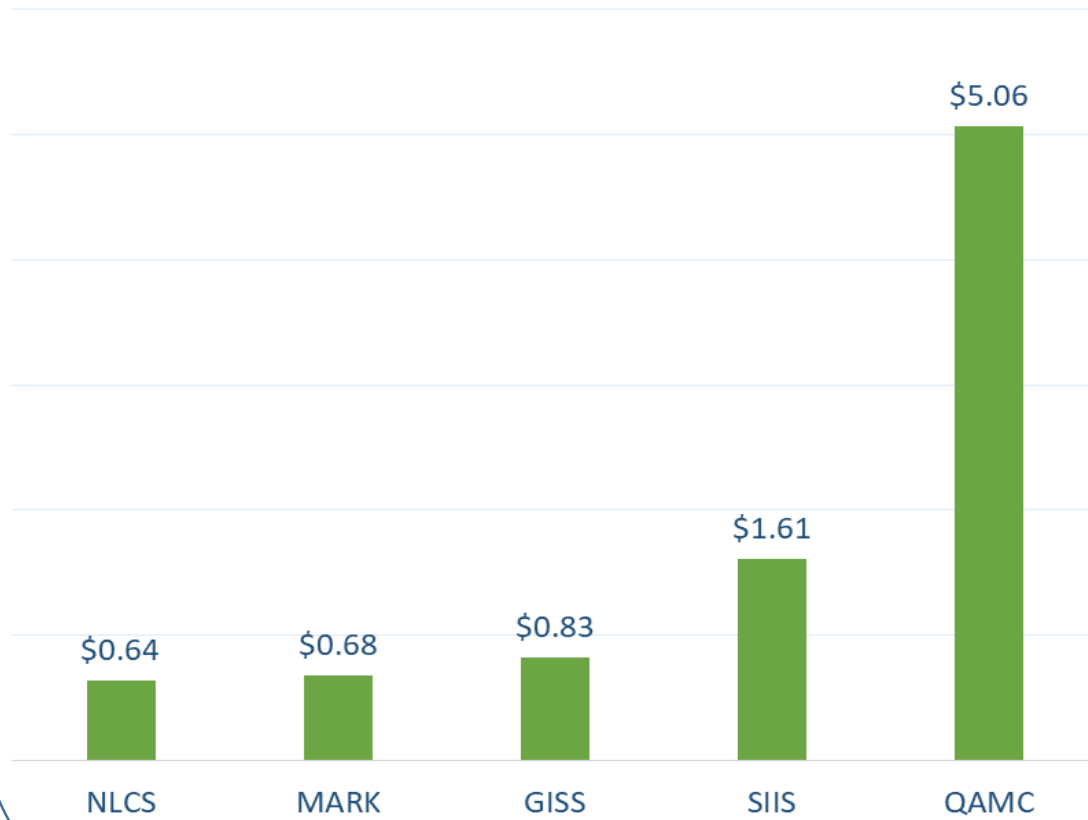
Company									13-Nov			
	Qatari				GCC				Foreigners			
	Daily Chg.	Last 5 Sessions Chg.	Last 10 Sessions Chg.	Last 20 Sessions Chg.	Daily Chg.	Last 5 Sessions Chg.	Last 10 Sessions Chg.	Last 20 Sessions Chg.	Daily Chg.	Last 5 Sessions Chg.	Last 10 Sessions Chg.	Last 20 Sessions Chg.
QNBK	385,371	-2,636,761	-51,963,528	-52,231,966	2,500	716	-59,984	-52,920	-387,871	2,636,045	52,023,512	52,284,886
QIBK	-169,859	-1,969,734	-2,052,462	-2,781,648	0	-4,000	-830,910	-598,859	169,859	1,973,734	2,883,372	3,380,507
CBQK	-16,780	-1,533,045	-1,849,750	-2,181,707	0	8,165	4,165	-103,475	16,780	1,524,880	1,845,585	2,285,182
DHBK	23,110	-2,271,239	-2,227,669	1,968,023	-79,010	-16,541	634,731	1,084,731	55,900	2,287,780	1,592,938	-3,052,754
ABQK	0	0	-886	-5,385	0	0	0	0	0	0	886	5,385
QIIK	-32,441	-997,471	-2,069,918	-4,819,861	0	-34,600	-242,390	-210,480	32,441	1,032,071	2,312,308	5,030,341
MARK	-621,417	-7,788,783	-13,248,669	-15,150,364	-60,909	-124,428	-31,035	-484,753	682,326	7,913,211	13,279,704	15,635,117
QFBQ	21,062	728,984	542,665	-3,021,382	0	0	143,808	124,526	-21,062	-728,984	-686,473	2,896,856
NLCS	-639,720	-3,631,996	499,901	-5,134,097	0	-24	2,997	-75,626	639,720	3,632,020	-502,898	5,209,723
DBIS	-62,925	-62,102	-616,800	-1,502,580	145,984	-11,345	6,729	82,675	-83,059	73,447	610,071	1,419,905
QOIS	-162,026	-26,586	508,899	-1,550,354	-8,528	-18,528	-12,040	22,606	170,554	45,114	-496,859	1,527,748
IHGS	-51,252	131,611	-277,590	78,808	0	-34,800	8,158	8,378	51,252	-96,811	269,432	-87,186
ZHCD	-3,170	9,511	96,953	101,966	-2,000	-24,022	-129,583	-129,583	5,170	14,511	32,630	27,617
QGMD	-163,306	-3,574,977	-4,357,456	-4,445,289	0	252,535	352,114	429,868	163,306	3,322,442	4,005,342	4,015,421
SIIS	-1,776,354	-3,541,009	-2,062,642	-818,618	163,317	-56,864	-6,972	114,851	1,613,037	3,597,873	2,069,614	703,767
BLDN	44,141	4,803,689	5,108,452	6,388,553	0	468,400	415,444	302,475	-44,141	-5,272,089	-5,523,896	-6,691,028
MCGS	-58,779	-50,923	-168,131	-373,223	0	0	0	0	58,779	50,923	168,131	373,223
QCFS	0	0	0	-3,450	0	0	0	0	0	0	0	3,450
QFLS	-28,791	-2,683,994	-2,619,341	-3,219,959	0	-210,542	-2,663,245	-2,640,674	28,791	2,894,536	5,282,586	5,860,633
WDAM	-32,871	-15,037	224,423	254,113	0	0	5,000	4,484	32,871	15,037	-229,423	-258,597
MCCS	-206,917	48,269	429,388	190,234	2,273	-14,491	16,267	21,310	204,644	-33,778	-445,655	-211,544
MERS	-4,274	-49,091	-70,248	-146,802	1,021	796	-604	5,679	3,253	48,295	70,852	141,123
QIMD	8,954	-38,097	14,981	-168,796	0	25,109	18,049	215,049	-8,954	12,988	-33,030	-46,253
QNCD	-20,194	105,829	188,615	-564,103	0	0	-331,700	-331,700	20,194	-105,829	143,085	895,803

Company									13-Nov			
	Qatari				GCC				Foreigners			
	Daily Chg.	Last 5 Sessions Chg.	Last 10 Sessions Chg.	Last 20 Sessions Chg.	Daily Chg.	Last 5 Sessions Chg.	Last 10 Sessions Chg.	Last 20 Sessions Chg.	Daily Chg.	Last 5 Sessions Chg.	Last 10 Sessions Chg.	Last 20 Sessions Chg.
IQCD	-405,152	-1,274,182	-1,918,607	-1,446,433	10,621	10,475	118,654	174,312	394,531	1,263,707	1,799,953	1,272,121
QIGD	-215,264	-270,751	234,150	217,253	20,000	19,700	5,000	70,073	195,264	251,051	-239,150	-287,326
QEWS	-73,408	-1,191,522	-2,567,819	-3,238,365	0	0	0	10	73,408	1,191,522	2,567,819	3,238,355
AHCS	21,046	-180,732	-275,814	150,584	0	84,882	70,424	-30,118	-21,046	95,850	205,390	-120,466
GISS	-788,905	-2,093,969	-4,719,800	-3,821,393	-40,000	-44,900	36,490	28,631	828,905	2,138,869	4,683,310	3,792,762
MPHC	-582,223	-3,336,482	-7,050,982	-8,730,565	0	4,444	252,167	213,017	582,223	3,332,038	6,798,815	8,517,548
IGRD	549,885	823,805	-2,470,010	-5,090,528	81,972	106,078	18,256	-95,459	-631,857	-929,883	2,451,754	5,185,987
QAMC	-4,869,996	-2,207,478	14,164,227	33,951,137	-191,474	-194,486	1,259,411	1,136,516	5,061,470	2,401,964	-15,423,638	-35,118,554
QATI	-51,623	-390,863	910,723	832,055	-9,000	0	-767,109	-792,109	60,623	390,863	-143,614	-39,946
DOHI	85,466	97,448	-42,586	185,503	0	0	0	0	-85,466	-97,448	42,586	-185,503
QGRI	0	5,229	-9,002	38,686	0	0	0	0	0	-5,229	9,002	-38,686
AKHI	-113,286	-73,615	-177,970	-993,177	0	-20,000	20,000	20,000	113,286	93,615	157,970	973,177
QISI	50	31,514	24,884	-41,636	0	0	0	0	-50	-31,514	-24,884	41,636
QLMI	8,291	8,647	-50,454	-85,276	0	0	0	0	-8,291	-8,647	50,454	85,276
UDCD	116,619	415,384	1,327,659	1,700,339	0	0	0	10,449	-116,619	-415,384	-1,327,659	-1,710,788
BRES	-151,367	-2,125,067	-1,225,480	-5,951,009	0	53,727	-6,886	-6,856	151,367	2,071,340	1,232,366	5,957,865
ERES	1,026,252	1,007,687	-2,018,675	-1,831,429	84,935	57,262	196,327	301,568	-1,111,187	-1,064,949	1,822,348	1,529,861
MRDS	133,617	4,290,834	3,238,782	5,707,474	-30,000	-291,699	103,263	-246,898	-103,617	-3,999,135	-3,342,045	-5,460,576
ORDS	-73,296	-168,305	-5,714,113	-7,346,549	25,155	-21,867	-3,000,330	-2,998,778	49,878	203,938	8,728,275	10,359,159
VFQS	205,170	-2,271,946	-1,907,628	4,579,992	-33,476	-33,476	390,659	751,821	-171,694	2,305,422	1,516,969	-5,331,813
QNNS	235,956	-419,185	798,972	-1,601,042	0	24,387	-1,260,773	-1,232,021	-235,956	394,798	461,801	2,833,063
GWCS	85,008	383,101	1,895,002	2,690,673	0	-10,848	0	0	-85,008	-372,253	-1,895,002	-2,690,673
QGTS	203,175	-2,009,219	-5,294,869	-15,878,122	-10	-108,638	-174,611	-1,415,914	-203,165	2,117,857	5,469,480	17,294,036

Trading by nationality for the last Session

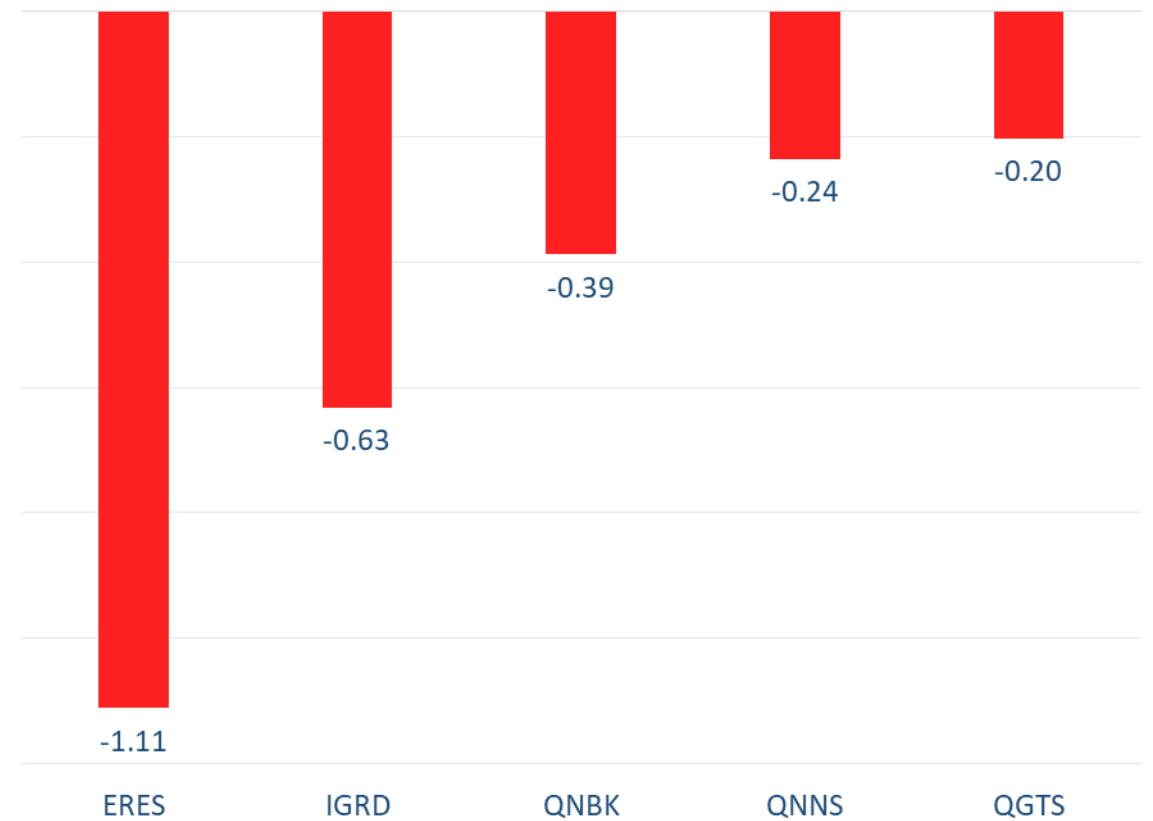
Nationality	Buy %	Sell %	Net
Qataris	68.98%	73.41%	-4.43%
GCC	0.37%	2.54%	-2.17%
Arab	16.74%	12.91%	3.83%
Foreigners	13.91%	11.14%	2.77%

Top 5 Companies bought (net) by **Foreigners** in the last session



In million shares

Top 5 Companies sold (net) by **Foreigners** in the last session



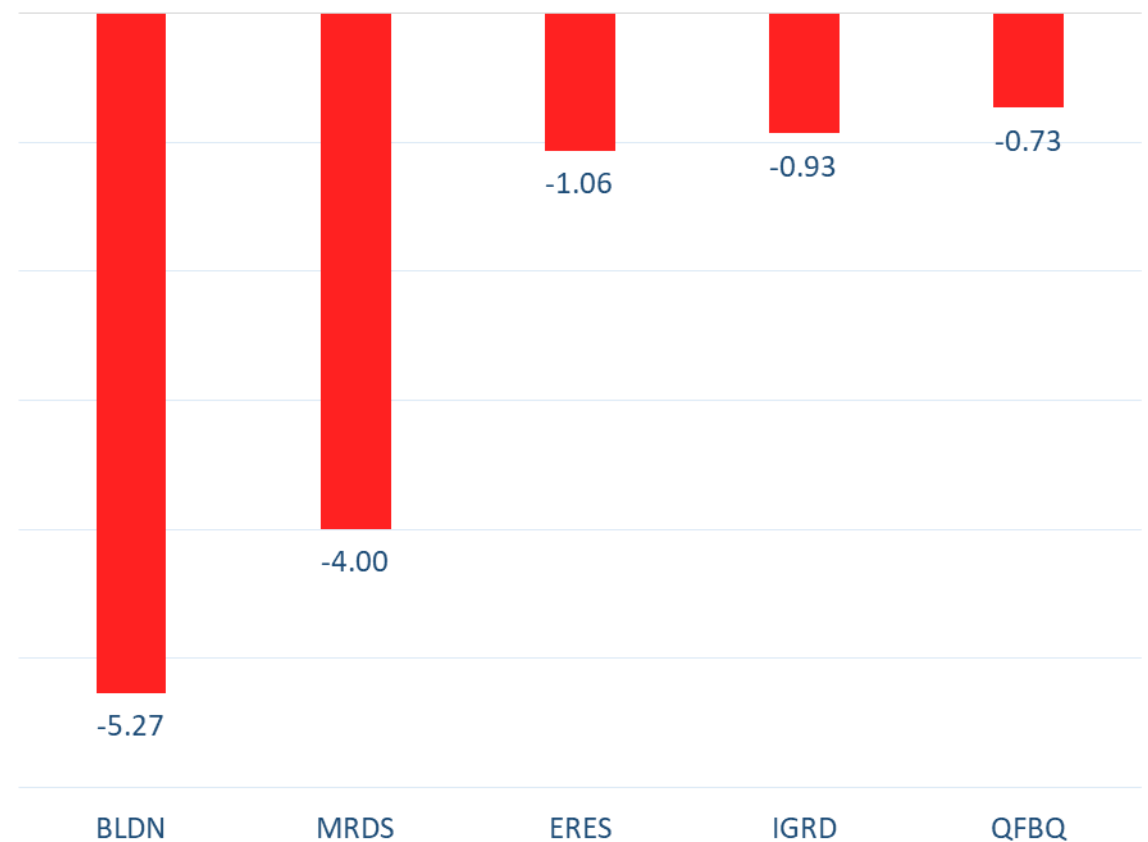
In million shares

Top 5 Companies bought (net) by **Foreigners** over the last week



In million shares

Top 5 Companies sold (net) by **Foreigners** over the last week



In million shares



The figures represent a change in the number of shares.

Daily Change: The net change between 13th and 10th of November trading sessions

Change for the last 5 sessions: The total daily net change for the last 5 sessions.


Change for the last 10 sessions: The total daily net change for the last 10 sessions.

Change for the last 20 sessions: The total daily net change for the last 20 sessions.

DISCLAIMER:

The information contained was obtained from various public sources believed to be reliable, but we do not guarantee its accuracy. Wasata Financial Securities makes no representations or warranties (express or implied) regarding the data and information provided and Wasata Financial Securities does not represent that the information content of this document is complete, or free from any error, not misleading, or fit for any particular purpose. This report document provides general information only. Neither the information nor any opinion expressed constitutes an offer or an invitation to make an offer, to buy or sell any securities or other investment products related to such securities or investments.

This report document contained is subject to change without prior notice. Wasata assumes no responsibility to update the information in this report document.



Prepared by Financial Advisory Department


وساطة
WASATA
للأوراق المالية
FINANCIAL SECURITIES

+974 44498880

ramzi.qasmieh@Wasata.qa