



## Daily Report for Ownership Changes

23<sup>th</sup> of October 2022 Session

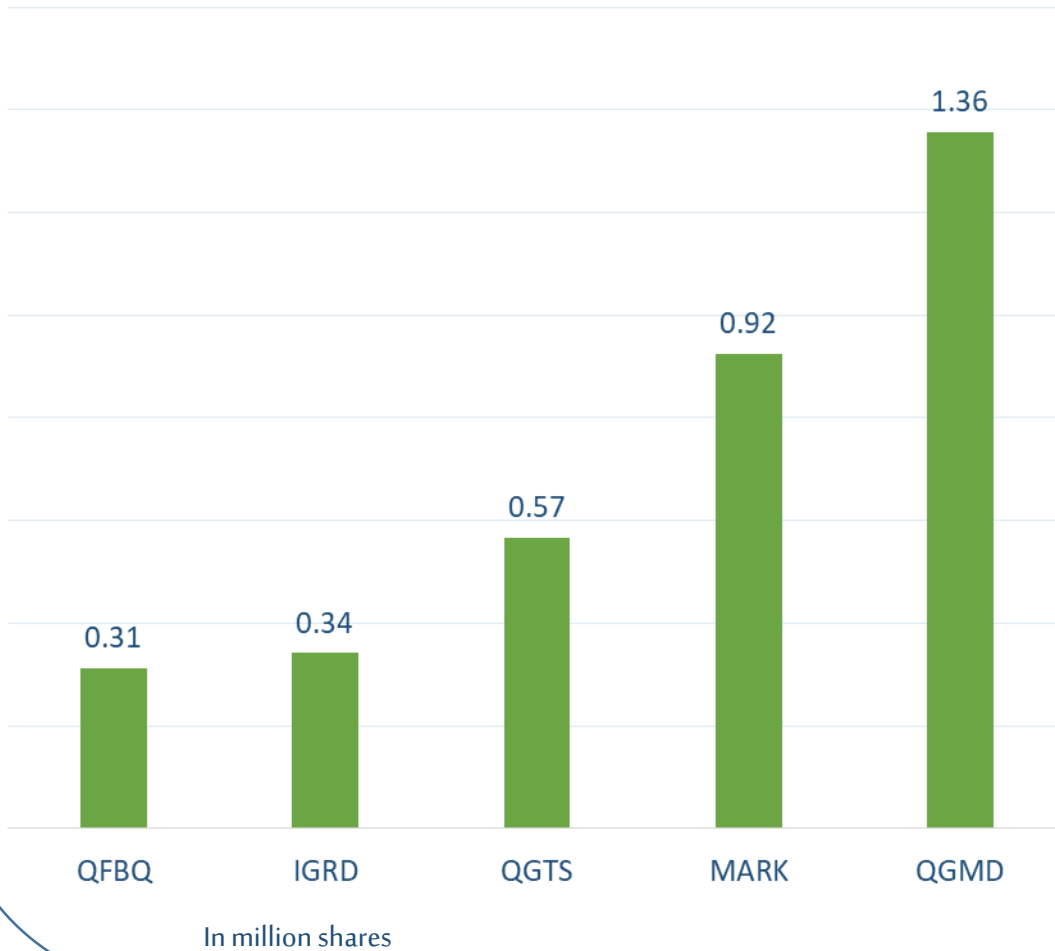
Company	23-Oct											
	Qatari				GCC				Foreigners			
	Daily Chg.	Last 5 Sessions Chg.	Last 10 Sessions Chg.	Last 20 Sessions Chg.	Daily Chg.	Last 5 Sessions Chg.	Last 10 Sessions Chg.	Last 20 Sessions Chg.	Daily Chg.	Last 5 Sessions Chg.	Last 10 Sessions Chg.	Last 20 Sessions Chg.
QNBK	469,669	-2,833,043	-1,188,363	-7,445,861	10	1,794	2,364	-32,591	-469,679	2,831,249	1,185,999	7,478,452
QIBK	-69,091	-42,325	-605,027	-1,600,793	11	7,011	7,011	17,801	69,080	35,314	598,016	1,582,992
CBQK	556,096	-553,406	-766,101	-6,043,213	11	-43,890	-107,640	-138,746	-556,107	597,296	873,741	6,181,959
DHBK	835,358	-238,534	-62,059	-2,137,210	10,124	125,000	355,000	395,359	-845,482	113,534	-292,941	1,741,851
ABQK	-2,727	-4,499	-3,633	11,402	0	0	0	0	2,727	4,499	3,633	-11,402
QIJK	-214,889	-2,304,960	-3,236,939	-5,600,048	-16,333	-36,333	-36,333	-36,260	231,222	2,341,293	3,273,272	5,636,308
MARK	-914,110	-10,763,825	-10,590,574	-18,545,244	-10,889	-454,902	-529,918	-672,546	924,999	11,218,727	11,120,492	19,217,790
QFBQ	-461,079	-781,134	-3,906,639	-3,632,365	148,480	117,147	7,979	51,215	312,599	663,987	3,898,660	3,581,150
NLCS	513,883	-1,960,665	1,846,957	4,177,104	-110,840	-72,537	-6,847	46,673	-403,043	2,033,202	-1,840,110	-4,223,777
DBIS	-36,193	-926,725	-950,793	582,192	18,000	67,940	27,937	-15,763	18,193	858,785	922,856	-566,429
QOIS	-191,689	-2,301,967	-2,085,019	-1,880,290	0	1,800	5,778	110,609	191,689	2,300,167	2,079,241	1,769,681
IHGS	53,764	112,823	77,752	-318,757	220	220	220	220	-53,984	-113,043	-77,972	318,537
ZHCD	6	-5,046	-3,404	71,388	0	0	0	0	-6	5,046	3,404	-71,388
QGMD	-1,428,411	-2,392,542	-2,206,585	-1,139,655	71,655	85,754	89,268	58,911	1,356,756	2,306,788	2,117,317	1,080,744
SIIS	-395,075	819,701	4,585,889	3,832,394	180,092	-3,319	-15,810	-48,804	214,983	-816,382	-4,570,079	-3,783,590
BLDN	289,262	12,153	691,572	7,492,055	-4,734	-4,734	-22,470	-23,581	-284,528	-7,419	-669,102	-7,468,474
MCGS	-4,269	-7,049	-245,781	325,085	-8,102	0	0	0	12,371	7,049	245,781	-325,085
QCFS	0	-3,450	-3,450	-3,450	0	0	0	0	0	3,450	3,450	3,450
QFLS	54,649	-522,794	-1,055,358	-2,502,962	10	-2,020	450	5,560	-54,659	524,814	1,054,908	2,497,402
WDAM	-4,359	-18,706	-33,670	212,534	0	-516	-516	3,044	4,359	19,222	34,186	-215,578
MCCS	12,643	-156,418	-255,636	-352,664	0	-4,957	55,043	991	-12,643	161,375	200,593	351,673
MERS	-36,610	-80,537	-74,744	519,302	10	4,543	1,877	6,077	36,600	75,994	72,867	-525,379
QIMD	-118,960	-137,508	-133,479	-102,538	109,000	141,000	146,850	253,490	9,960	-3,492	-13,371	-150,952
QNCD	-11,907	-577,270	-621,166	-1,205,118	0	0	0	15,350	11,907	577,270	621,166	1,189,768

									23-Oct			
Company	Qatari				GCC				Foreigners			
	Daily Chg.	Last 5 Sessions Chg.	Last 10 Sessions Chg.	Last 20 Sessions Chg.	Daily Chg.	Last 5 Sessions Chg.	Last 10 Sessions Chg.	Last 20 Sessions Chg.	Daily Chg.	Last 5 Sessions Chg.	Last 10 Sessions Chg.	Last 20 Sessions Chg.
IQCD	363,915	328,898	1,171,597	1,439,027	265	11,119	30,855	-4,324	-364,180	-340,017	-1,202,452	-1,434,703
QIGD	-799	-282,952	-575,540	-147,816	-568	6,182	6,182	-152,981	1,367	276,770	569,358	300,797
QEWS	-175,824	-469,096	-224,312	-688,007	10	10	10	10	175,814	469,086	224,302	687,997
AHCS	-131,000	-552,771	-249,073	-1,481,886	0	-70,000	-90,237	-30,000	131,000	622,771	339,310	1,511,886
GISS	704,016	-758,754	242,555	-329,856	-1,000	4,000	2,000	8,505	-703,016	754,754	-244,555	321,351
MPHC	12,504	-3,218,870	-5,945,509	-111,137	9,807	9,850	71,309	-227,756	-22,311	3,209,020	5,874,200	338,893
IGRD	-341,214	-1,211,850	-6,055,357	-10,230,905	0	-90,623	-121,402	-238,458	341,214	1,302,473	6,176,759	10,469,363
QAMC	2,040,250	3,858,281	618,161	-7,618,995	-64,727	-58,429	-323,308	-249,670	-1,975,523	-3,799,852	-294,853	7,868,665
QATI	152,223	-177,580	-99,536	292,214	0	-5,000	6,170	-96,830	-152,223	182,580	93,366	-195,384
DOHI	1,390	223,439	206,420	209,939	0	0	0	0	-1,390	-223,439	-206,420	-209,939
QGRI	554	845	845	22,554	0	0	0	0	-554	-845	-845	-22,554
AKHI	19,538	-178,415	-454,608	-424,394	0	0	0	0	-19,538	178,415	454,608	424,394
QISI	-27,901	-70,636	-65,719	-58,361	0	0	0	0	27,901	70,636	65,719	58,361
QLMI	3,143	6,870	98,607	307,081	0	0	2,638	2,638	-3,143	-6,870	-101,245	-309,719
UDCD	38,039	-234,045	-7,378	1,699,124	0	10,449	449	3,413	-38,039	223,596	6,929	-1,702,537
BRES	-221,721	-2,416,585	-3,114,185	-1,578,784	-6,470	-6,470	3,550	13,050	228,191	2,423,055	3,110,635	1,565,734
ERES	-207,229	-6,262,093	-1,140,663	8,988,546	48,251	101,741	94,741	16,012	158,978	6,160,352	1,045,922	-9,004,558
MRDS	365,784	2,605,248	1,934,320	-735,390	0	-50,807	-181,246	-264,155	-365,784	-2,554,441	-1,753,074	999,545
ORDS	-86,201	419,463	-790,934	-4,894,859	-9,990	29,180	1,552	-137,452	85,458	-448,643	789,382	5,032,311
VFQS	2,556,483	2,514,992	2,458,350	3,794,889	0	2,256	249,578	283,378	-2,556,483	-2,517,248	-2,707,928	-4,078,267
QNNS	-50,962	-1,548,669	-1,920,375	-2,486,058	12	191	-9,824	7,979	50,950	1,548,478	1,930,199	2,478,079
GWCS	206,500	699,476	896,333	3,061,385	0	0	0	3,303	-206,500	-699,476	-896,333	-3,064,688
QGTS	-548,104	-4,548,253	-6,263,237	-27,886,375	-18,503	-368,562	-1,366,284	-2,167,700	566,607	4,916,815	7,629,521	30,054,075

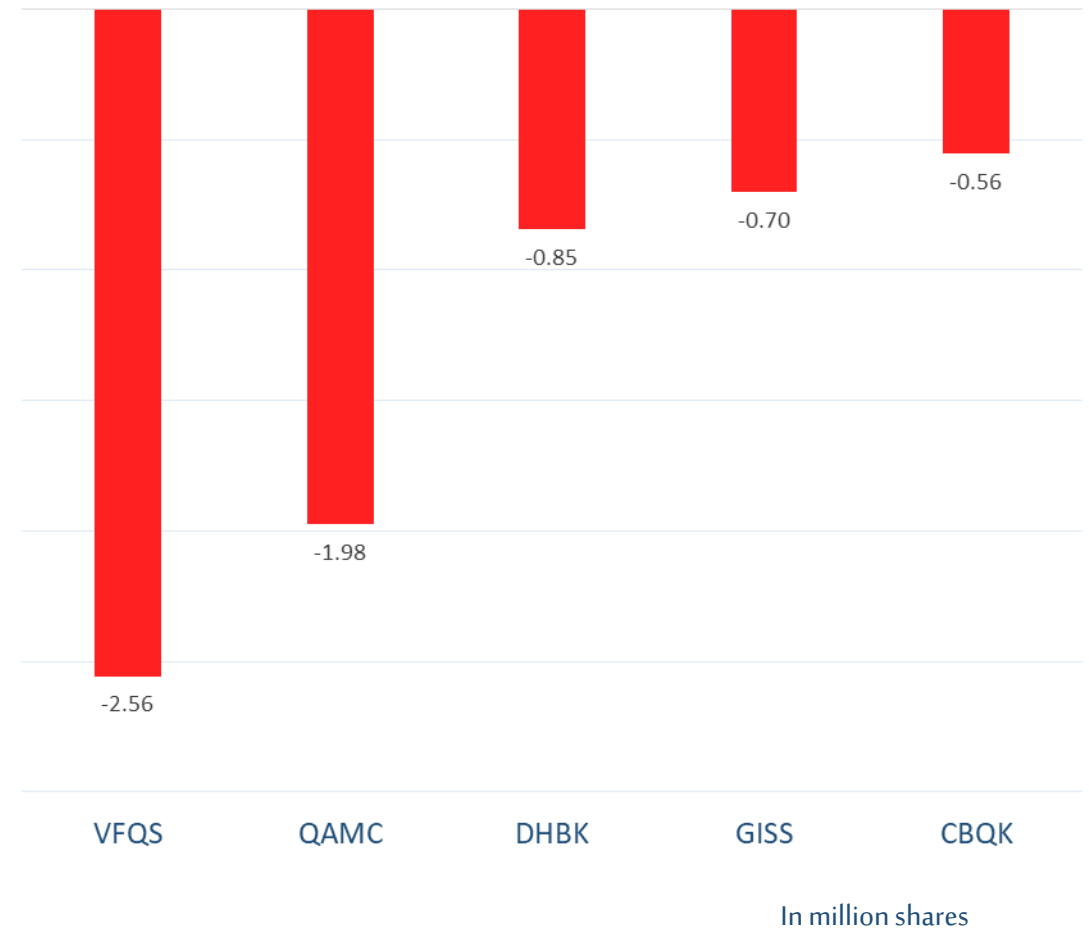
## Shareholder Activity by Nationality

Nationality	Buy %	Sell %	Net
Qataris	68.60%	64.55%	4.06%
GCC	1.63%	7.68%	-6.04%
Arab	12.07%	9.64%	2.43%
Foreigners	17.69%	18.14%	-0.45%

Top 5 Companies bought (net) by **Foreigners** in the last session



Top 5 Companies sold (net) by **Foreigners** in the last session





The figures represent a change in the number of shares.

Daily Change: The net change between 23<sup>th</sup> and 20<sup>th</sup> Of October trading sessions

Change for the last 5 sessions: The total daily net change for the last 5 sessions.


Change for the last 10 sessions: The total daily net change for the last 10 sessions.

Change for the last 20 sessions: The total daily net change for the last 20 sessions.

## **DISCLAIMER:**

The information contained was obtained from various public sources believed to be reliable, but we do not guarantee its accuracy. Wasata Financial Securities makes no representations or warranties (express or implied) regarding the data and information provided and Wasata Financial Securities does not represent that the information content of this document is complete, or free from any error, not misleading, or fit for any particular purpose. This report document provides general information only. Neither the information nor any opinion expressed constitutes an offer or an invitation to make an offer, to buy or sell any securities or other investment products related to such securities or investments.

This report document contained is subject to change without prior notice. Wasata assumes no responsibility to update the information in this report document.



Prepared by Financial Advisory Department

  
للأوراق المالية  
FINANCIAL SECURITIES

+974 44498880

[ramzi.qasmieh@Wasata.qa](mailto:ramzi.qasmieh@Wasata.qa)