



## Daily Report for Ownership Changes

20<sup>th</sup> of October 2022 Session

									20-Oct			
Company	Qatari				GCC				Foreigners			
	Daily Chg.	Last 5 Sessions Chg.	Last 10 Sessions Chg.	Last 20 Sessions Chg.	Daily Chg.	Last 5 Sessions Chg.	Last 10 Sessions Chg.	Last 20 Sessions Chg.	Daily Chg.	Last 5 Sessions Chg.	Last 10 Sessions Chg.	Last 20 Sessions Chg.
QNBK	28,534	-2,753,536	-6,026,250	-8,054,035	1,784	1,784	2,354	-32,350	-30,318	2,751,752	6,023,896	8,081,385
QIBK	124,741	163,382	-598,866	-1,344,915	-390	7,000	6,796	17,995	-124,351	-170,382	592,070	1,326,920
CBQK	-120,480	-1,155,386	-1,320,318	-7,002,876	0	-43,901	-107,651	-138,071	120,480	1,199,287	1,427,969	7,140,947
DHBK	-349,613	-1,229,968	-888,255	-2,402,533	114,876	239,876	344,876	385,235	234,737	990,092	543,379	2,017,298
ABQK	0	-1,772	-906	14,129	0	0	0	0	0	1,772	906	-14,129
QIHK	-813,353	-2,237,626	-3,268,574	-5,480,679	-20,000	20,000	-20,000	-19,927	833,353	2,217,626	3,288,574	5,500,606
MARK	-6,530,040	-9,305,070	-9,390,260	-17,399,695	-178,487	-426,393	-567,971	-763,187	6,708,527	9,731,463	9,958,231	18,162,882
QFBQ	-265,550	-233,658	-3,160,602	-3,267,251	0	-29,111	-140,501	-97,265	265,550	262,769	3,301,103	3,364,516
NLCS	-254,249	-1,449,007	-52,921	4,943,188	-36,600	-13,900	130,057	157,513	290,849	1,462,907	-77,136	-5,100,701
DBIS	0	-865,547	-931,860	679,048	0	40,600	9,937	-33,763	0	824,947	921,923	-645,285
QOIS	-348,501	-2,055,576	-2,456,257	-1,751,413	0	7,899	12,742	210,609	348,501	2,047,677	2,443,515	1,540,804
IHGS	-35,541	705	179,300	-446,516	0	0	0	0	35,541	-705	-179,300	446,516
ZHCD	-4,832	-5,052	-2,282	71,382	0	0	0	0	4,832	5,052	2,282	-71,382
QGMD	-228,332	-853,095	-879,555	807,117	0	14,099	17,613	-12,744	228,332	838,996	861,942	-794,373
SIIS	525,255	330,627	3,960,869	4,167,379	-195,918	-214,774	-231,300	-228,896	-329,337	-115,853	-3,729,569	-3,938,483
BLDN	-42,414	-180,502	915,484	7,987,005	0	0	-17,736	-18,847	42,414	180,502	-897,748	-7,968,158
MCGS	-12,769	-34,972	-248,446	283,383	8,102	8,102	8,102	8,102	4,667	26,870	240,344	-291,485
QCFS	0	-3,450	-3,450	-3,450	0	0	0	0	0	3,450	3,450	3,450
QFLS	-123,060	-558,731	-1,142,011	-2,692,859	0	-2,030	440	5,550	123,060	560,761	1,141,571	2,687,309
WDAM	-4,020	-40,063	-17,429	292,969	0	-516	-516	3,044	4,020	40,579	17,945	-296,013
MCCS	-1,438	-133,186	-355,247	-413,580	0	-4,957	55,043	-10,556	1,438	138,143	300,204	424,136
MERS	-25,535	-45,977	-38,108	560,475	4,553	4,533	1,867	6,067	20,982	41,444	36,241	-566,542
QIMD	4,500	-18,548	-14,493	76,017	0	32,000	37,850	144,490	-4,500	-13,452	-23,357	-220,507
QNCD	-6,597	-599,011	-622,806	-1,038,716	0	0	0	16,400	6,597	599,011	622,806	1,022,316

									20-Oct			
Company	Qatari				GCC				Foreigners			
	Daily Chg.	Last 5 Sessions Chg.	Last 10 Sessions Chg.	Last 20 Sessions Chg.	Daily Chg.	Last 5 Sessions Chg.	Last 10 Sessions Chg.	Last 20 Sessions Chg.	Daily Chg.	Last 5 Sessions Chg.	Last 10 Sessions Chg.	Last 20 Sessions Chg.
IQCD	54,114	478,657	745,754	2,022,343	10,422	10,854	30,310	-4,305	-64,536	-489,511	-776,064	-2,018,038
QIGD	102,633	-296,166	-471,162	-292,179	-78,992	-2,786	6,750	-152,413	-23,641	298,952	464,412	444,592
QEWS	-282,503	-249,602	59,038	-200,597	0	0	0	0	282,503	249,602	-59,038	200,597
AHCS	11,163	-201,978	-366,048	-1,441,694	0	-70,000	-123,237	-30,663	-11,163	271,978	489,285	1,472,357
GISS	-1,272,227	39,843	-547,880	-248,638	6,000	4,000	-18,750	14,005	1,266,227	-43,843	566,630	234,633
MPHC	-3,180,788	-3,078,387	-6,188,848	7,081	-2,739	-39,957	59,798	-237,563	3,183,527	3,118,344	6,129,050	230,482
IGRD	-439,763	-2,422,925	-5,347,191	-11,513,244	-18,253	-142,631	-78,990	-159,157	458,016	2,565,556	5,426,181	11,672,401
QAMC	2,038,693	1,012,605	-742,005	-9,854,037	-95,161	6,298	-271,081	-193,766	-1,943,532	-1,068,500	1,013,086	10,047,803
QATI	12,877	-326,790	-251,964	135,570	-5,000	-5,000	6,170	-96,830	-7,877	331,790	245,794	-38,740
DOHI	28,617	223,659	172,687	235,003	0	0	0	0	-28,617	-223,659	-172,687	-235,003
QGRI	0	291	291	22,037	0	0	0	0	0	-291	-291	-22,037
AKHI	74,253	-212,321	-462,446	-625,632	0	0	0	0	-74,253	212,321	462,446	625,632
QISI	-1,303	-37,078	-37,818	-44,524	0	0	0	0	1,303	37,078	37,818	44,524
QLMI	-2,000	-3,873	95,464	339,190	0	0	2,638	2,638	2,000	3,873	-98,102	-341,828
UDCD	-32,324	-207,378	53,547	1,846,832	10,449	10,449	449	27,261	21,875	196,929	-53,996	-1,874,093
BRES	-1,149,960	-2,252,319	-3,084,467	-864,464	0	0	15,020	19,520	1,149,960	2,252,319	3,069,447	844,944
ERES	506,679	-3,923,350	-2,327,794	5,274,051	2,000	53,490	-2,313	-32,239	-508,679	3,869,860	2,330,107	-5,241,812
MRDS	-166,401	2,491,681	1,427,940	-3,823,389	9,149	-129,665	-136,155	-287,166	157,252	-2,362,016	-1,291,785	4,110,555
ORDS	-16,657	581,881	-725,319	-5,089,213	0	39,597	11,042	-127,462	27,390	-610,745	725,010	5,227,408
VFQS	9,116	59,329	-347,805	1,398,800	2,256	6,971	234,323	282,277	-11,372	-78,404	113,482	-1,681,077
QNNS	-907,134	-1,376,762	-1,897,057	-2,474,349	-5,603	179	-9,836	7,967	912,737	1,376,583	1,906,893	2,466,382
GWCS	5,113	494,008	1,051,640	2,917,310	0	0	0	3,303	-5,113	-494,008	-1,051,640	-2,920,613
QGTS	-1,265,734	-4,336,393	-5,702,725	-28,539,191	0	-294,670	-1,345,781	-2,168,697	1,265,734	4,631,063	7,048,506	30,707,888

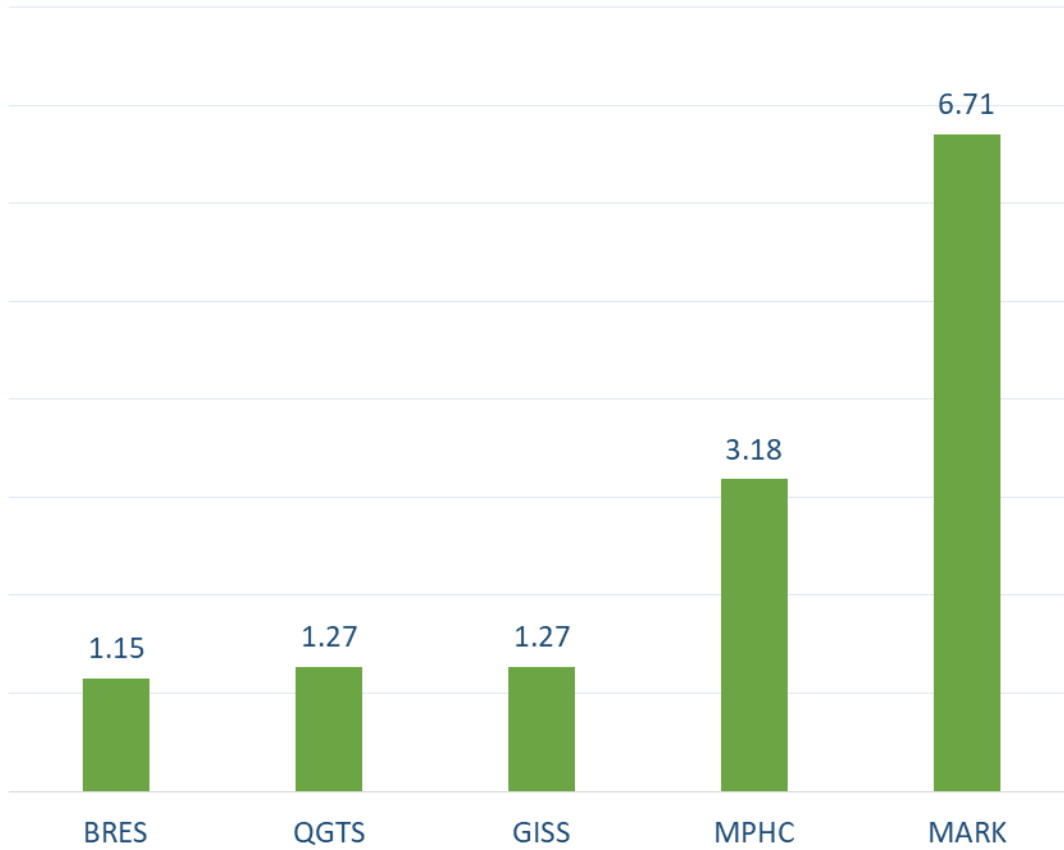
## Insider Traders For the Last Week

Company	Buy	Sell	Net
VFQS	6,026,340	0	6,026,340
AHCS	2,989,265	0	2,989,265
QNNS	50,000	0	50,000
QFLS	36,500	0	36,500
MPHC	6,000	0	6,000
QNCD	3,207	0	3,207
QCFS	3,176	0	3,176
IQCD	850	0	850
QGTS	0	632,797	-632,797
CBQK	0	687,126	-687,126
GISS	0	1,295,000	-1,295,000
MARK	0	1,874,570	-1,874,570

## Trading by nationality for the past week

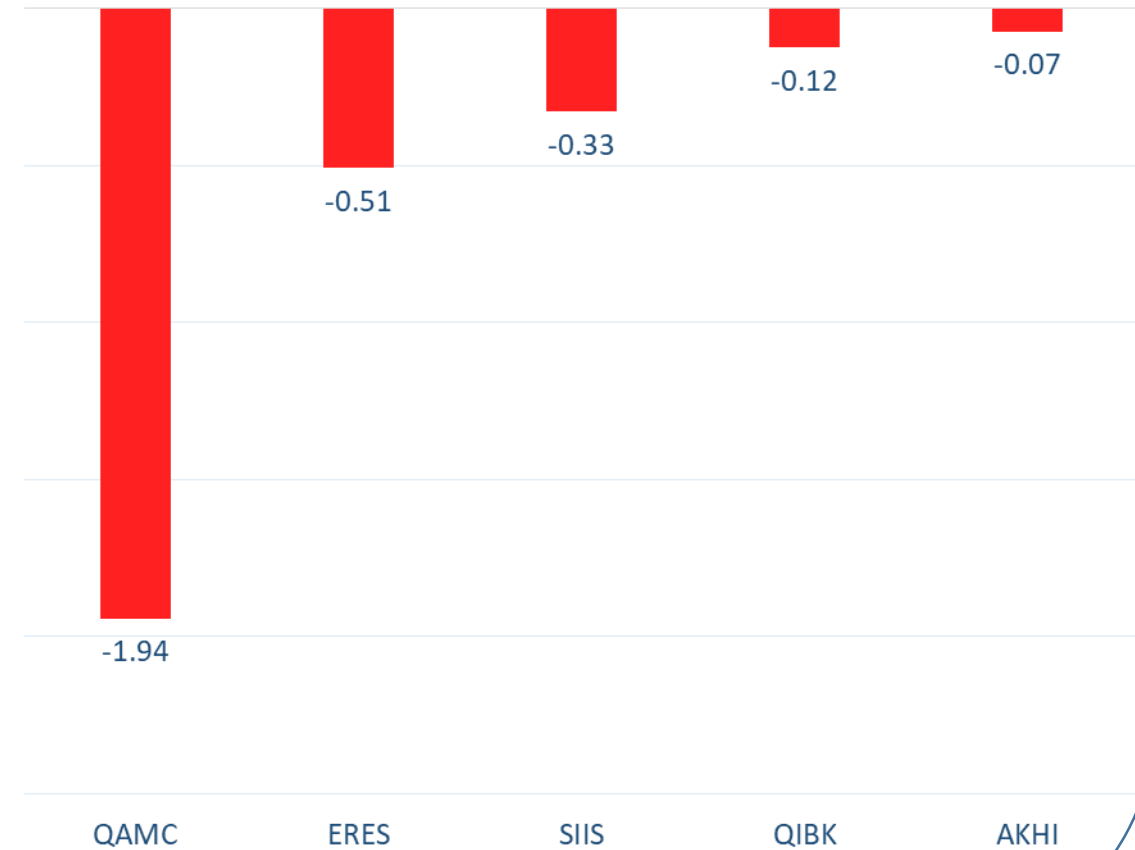
Nationality	Buy %	Sell %	Net
Qataris	54.36%	63.72%	-9.37%
GCC	2.26%	5.76%	-3.50%
Arab	8.80%	8.51%	0.29%
Foreigners	34.59%	22.02%	12.57%

### Top 5 Companies bought (net) by **Foreigners** in the last session



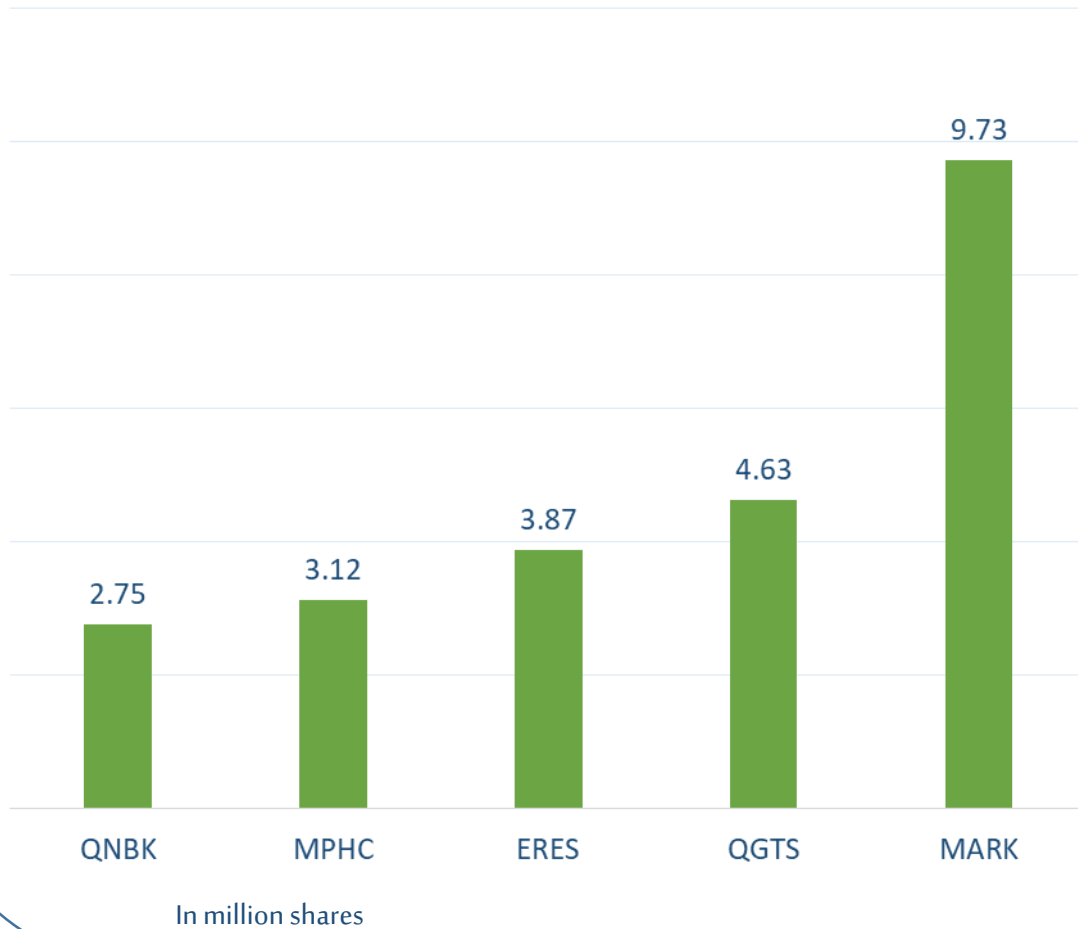
In million shares

### Top 5 Companies sold (net) by **Foreigners** in the last session

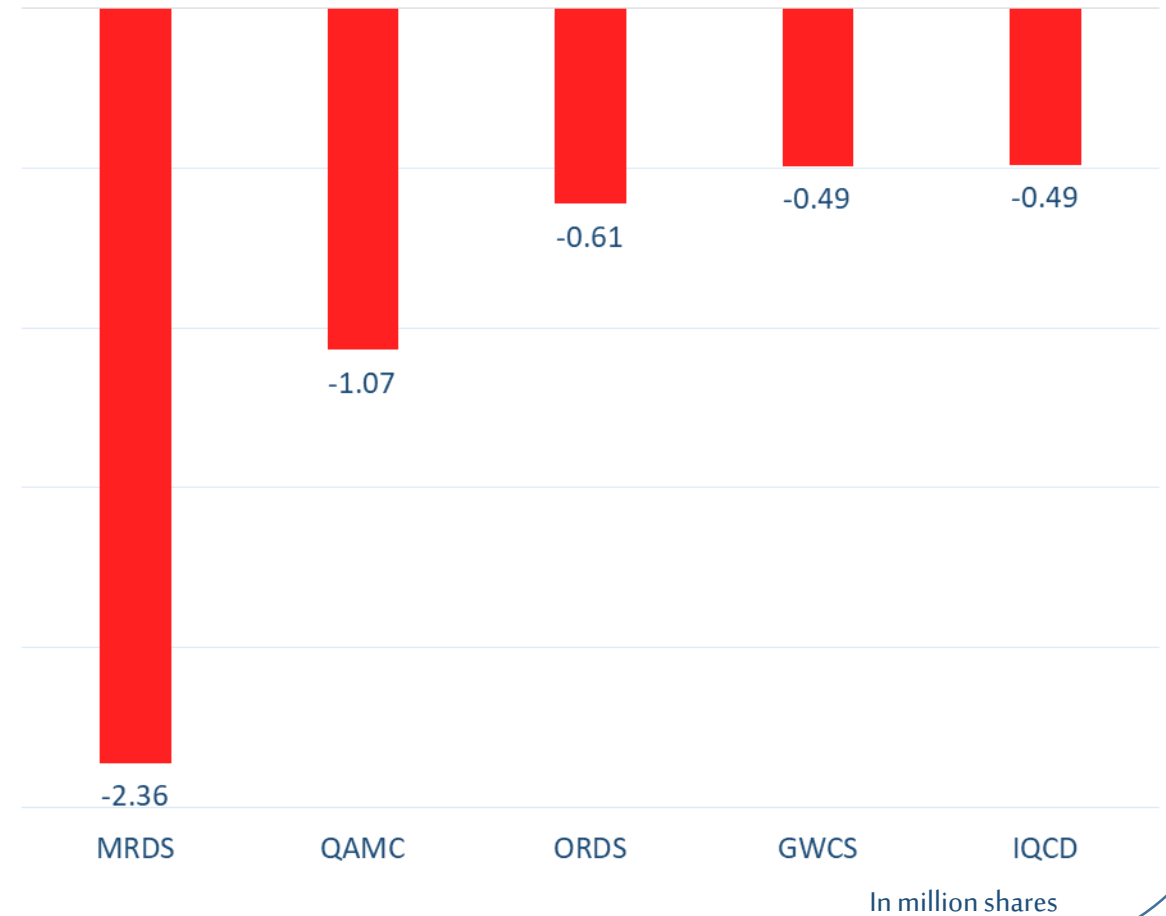


In million shares

Top 5 Companies bought (net) by **Foreigners** over the last week



Top 5 Companies sold (net) by **Foreigners** over the last week





The figures represent a change in the number of shares.

Daily Change: The net change between 20<sup>th</sup> and 19<sup>th</sup> of October trading sessions

Change for the last 5 sessions: The total daily net change for the last 5 sessions.

Change for the last 10 sessions: The total daily net change for the last 10 sessions.


Change for the last 20 sessions: The total daily net change for the last 20 sessions.

## **DISCLAIMER:**

The information contained was obtained from various public sources believed to be reliable, but we do not guarantee its accuracy. Wasata Financial Securities makes no representations or warranties (express or implied) regarding the data and information provided and Wasata Financial Securities does not represent that the information content of this document is complete, or free from any error, not misleading, or fit for any particular purpose. This report document provides general information only. Neither the information nor any opinion expressed constitutes an offer or an invitation to make an offer, to buy or sell any securities or other investment products related to such securities or investments.

This report document contained is subject to change without prior notice. Wasata assumes no responsibility to update the information in this report document.





Prepared by Financial Advisory Department

  
للأوراق المالية  
FINANCIAL SECURITIES

+974 44498880

[ramzi.qasmieh@Wasata.qa](mailto:ramzi.qasmieh@Wasata.qa)